

fortress

behavioral health case goods



fortress

Like Stance heavy-duty seating, Fortress case goods were developed in consultation with a psychiatric facility for safety, durability and residential appeal. The line includes platform bed, bedside table, dresser, chest, single or double wardrobe and desk.

Features

- Limited Lifetime Warranty
- Drawers are non-removable without a special tool
- Anti-ligature features include inset pulls, continuous hinges and J-Bar in wardrobe
- Cabinet tops are 1" thick and flush-mounted to inhibit handling of the unit
- Wardrobe doors hung on steel piano hinges
- Wardrobe top is sloped to eliminate non-visual surface area
- All joints reinforced with double-dowel construction

Options

- Custom finishes
- Custom dimensions
- Can be bolted to wall if required
- Bed options include restraint loops and bolt-to-floor brackets
- Units can be supplied with various lock types
- Wood bullnose edge option available



features



Inset pull is reinforced to withstand pressure



All drawers are non-removable



Wardro



Wardrobe piano hinge increases durability

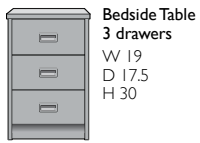


Wardrobe features sloped top to eliminate concealment




Bed features optional restraint loops

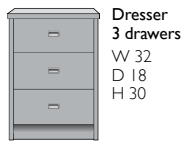
Statement of Line



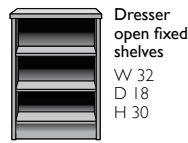
**Bedside Table
3 drawers**
W 19
D 17.5
H 30



**Bedside Table
open fixed shelves**
W 19
D 17.5
H 30




**Dresser
3 drawers**
W 32
D 18
H 30



**Dresser
open fixed shelves**
W 32
D 18
H 30



**Chest
4 drawers**
W 32
D 18
H 40



**Chest
open fixed shelves**
W 32
D 18
H 40



**Single Wardrobe
interior shelf
with J-Bar**
W 24
D 23
H 73



**Single Wardrobe
open fixed shelves**
W 24
D 23
H 73



**Double Wardrobe
interior shelf
with J-Bar**
W 36
D 23
H 73



**Double Wardrobe
open fixed shelves**
W 36
D 23
H 73



**Desk
3 drawer pedestal**
W 47
D 18
H 30



**Desk
open fixed shelves**
W 47
D 18
H 30




Platform Bed*
W 82
D 40
H 15

**Available with or without behavioral health mattress*

Wood finish selection:




Hardrock
Maple (HM)



Candlelight
(CL)



Rustic Cherry
(RC)



Summer Flame
(SF)



Mahogany
(MA)



Cherry
Blossom (CB)



Grenada
(GR)



Chocolate
(CH)



Mattress for Behavioral Health

Behavioral Health mattress offers extreme durability, featuring a heavy-duty polyurethane coated nylon that is seamless, tear-resistant and treated to resist fungal growth and bacteria.



STANCE | HEALTHCARE

45 Goodrich Drive Kitchener, ON N2C 0B8 tel 1.877.395.2623 fax 1.877.395.6270 stancehealthcare.com
S04-18 © Stance Healthcare Inc. all rights reserved.

