

onward

lounge seating for behavioral health



onward lounge bh

Onward's transitional style suits any behavioral health lounge setting. The inner steel seat frame is anchored to upholstered side frames with metal-to-metal fasteners. Onward Lounge features a wall-saver rear leg, clean-out spacing and optional arm caps available in a choice of 4 different materials. The collection includes a single lounge available in 3 seat widths as well as 2- and 3-seaters with or without intervening arms.

Features

- Limited Lifetime Warranty
- 14-gauge internal steel seat frame for enhanced structural integrity
- Wallsaver leg design protects walls from damage
- All fasteners are tamper-resistant
- Steel seat pan conceals upholstery staples
- Clean-out space between seat and back
- Nylon glides are non-removable and protect floors from damage

Options

- Clean-out spacing on sides of seat cushion
- Choice of wood, polyurethane, polyester or solid surface arm caps
- Contrasting fabrics
- CALTB 133 Compliance
- Moisture Barrier



features



Optional armcaps available in 4 different material types



Ample clean-out spacing between seat and back



Wall saver rear leg design protects wall from damage

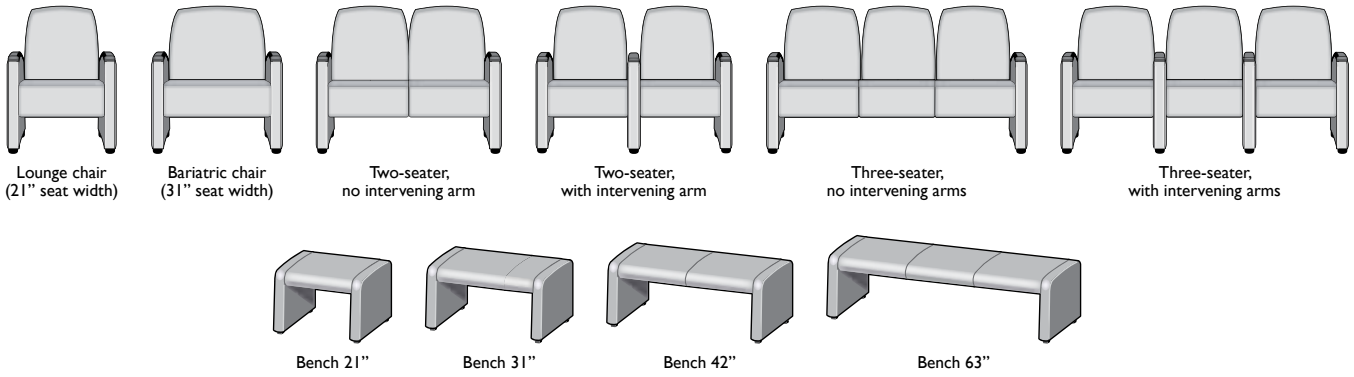


Low profile foot design enhances safety




Optional clean-out space between arm and seat cushion


Statement of Line



Wood finish selection:



Polyurethane arm cap finishes:



STANCE | HEALTHCARE

45 Goodrich Drive Kitchener, ON N2C 0B8 tel 1.877.395.2623 fax 1.877.395.6270 stancehealthcare.com
S05-18 © Stance Healthcare Inc. all rights reserved.

