

# dining tables



# dining tables

Designed with care, our dining table models boast a high level of durability while maintaining an attractive aesthetic. Bases and columns are constructed from 14 gauge steel and are available in a range of standard powdercoat finishes and the option of specifying custom finishes. Custom laminate and edge finishes may be specified as well. Tops are high pressure laminate on 1" particle board core edged with a choice of wood, PVC or poly-resin edge designs.



Fixed-height dining table with tubular X-base  
Model No. FHTX



Fixed-height dining table with flat bar X-base  
Model No. FHFx



Fixed-height dining table with disc base  
Model No. FHDB



Fixed-height dining table with trumpet base  
Model No. FHTB

\* Other top sizes, edge styles and finish options available upon request

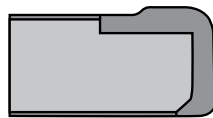
## Top edge choices:



3mm PVC edge



Wood bullnose edge




Raised poly-resin spill edge

## Standard Top Sizes

Square	42 x 42
Square	48 x 48
Round	42 dia.
Round	48 dia.

## Base finish selections: *\*Custom base finishes available on request*



Smooth Black (SB)




Textured Black (TB)



Textured Nickel (TN)



Smooth Silver (SS)




Gunmetal (GM)




Metallic Beige (MB)

## Top finish selections:



Hardrock Maple (HM)



Candlelight (CL)



Rustic Cherry (RC)



Summer Flame (SF)



Mahogany (MA)



Cherry Blossom (CB)



Grenada (GR)



Chocolate (CH)



STANCE | HEALTHCARE

45 Goodrich Drive Kitchener, ON N2C 0B8 tel 1.877.395.2623 fax 1.877.395.6270 stancehealthcare.com  
S03-16 © Stance Healthcare Inc. all rights reserved.

