

Legend Seating Collection

Ordering Guide

When ordering Legend seating products, please specify the following information:



Specification codes must be added to unit Model No. as shown below.

Upholstery and additional options must be specified separately.

Specification code sample:

LG21-CA-SS-CL

Model No.

Frame finish

Arm style

Specification Codes:

Frame finish codes:

- Smooth Black (SB)
- Textured Black (TB)
- Textured Nickel (TN)
- Smooth Silver (SS)
- Gunmetal (GM)
- Metallic Beige (MB)

Arm codes:



- Wood
- Candlelight (CL)
- Cherry Blossom (CB)
- Chocolate (CH)
- Grenada (GR)
- Hard Rock Maple (HM)
- Mahogany (MA)
- Rustic Cherry (RC)
- Summer Flame (SF)

Polyurethane

- Black (PB)
- Grey (PG)
- Taupe (PT)

Legend Seating Collection



Different fabrics may be specified on the seat and on the back. In this case, use the higher grade of the two. No additional upcharge applies.

		Description	Dimensions			
 <p>Open arms 21" seat width</p>	 <p>Closed arms 21" seat width</p>	Guest chair - 21" seat width	Width 24.5	Depth 25.25	Height 34.25	Seat Height 18
		Open Arms, Model No. LG21-OA Closed Arms, Model No. LG21-CA	Seat Width 21	Arm Height 26.5	Com YD-Back: 1	Com YD-Seat: 0.75
			Ship Weight 38	Cubic Feet 13		

	COM					
	1	2	3	4	5	6
LG21-OA	713	786	864	950	1032	1116
LG21-CA	999	1117	1241	1373	1503	1635

Options: • CAL 133 \$98.00/seat • Moisture barrier \$85.00/seat • Ganging bracket (1 per 2 chairs) \$50.00 • Custom frame finish \$28.00/chair

Arm Caps: • Wood: No Upcharge • Polyurethane: No Upcharge • Rigid Polyester: \$75.00 list/pair • Solid Surface: \$795.00 list/pair

		Description	Dimensions			
 <p>Open arms 24" seat width</p>	 <p>Closed arms 24" seat width</p>	Guest chair - 24" seat width	Width 27.5	Depth 25.25	Height 34.25	Seat Height 18
		Open Arms, Model No. LG24-OA Closed Arms, Model No. LG24-CA	Seat Width 21	Arm Height 26.5	Com YD-Back: 1	Com YD-Seat: 0.75
			Ship Weight 42	Cubic Feet 15		



	COM					
	1	2	3	4	5	6
LG24-OA	824	918	1015	1115	1217	1308
LG24-CA	1110	1245	1392	1538	1686	1825

Options: • CAL 133 \$98.00/seat • Moisture barrier \$85.00/seat • Ganging bracket (1 per 2 chairs) \$50.00 • Custom frame finish \$28.00/chair

Arm Caps: • Wood: No Upcharge • Polyurethane: No Upcharge • Rigid Polyester: \$75.00 list/pair • Solid Surface: \$795.00 list/pair

Legend Seating Collection

Different fabrics may be specified on the seat and on the back. In this case, use the higher grade of the two. No additional upcharge applies.

		Description	Dimensions			
 <p>Open arms 31" seat width</p>	 <p>Closed arms 31" seat width</p>	Bariatric chair - 31" seat width	Width 34.5	Depth 25.25	Height 34.25	Seat Height 18
		Open Arms, Model No. LB31-OA Closed Arms, Model No. LB31-CA	Seat Width 31	Arm Height 26.5	Com YD-Back: 1.75	Com YD-Seat: 1.25
			Ship Weight 54	Cubic Feet 19		

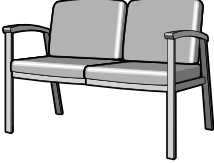
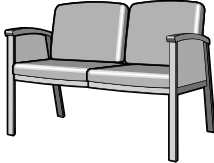
	COM					
	1	2	3	4	5	6
LB31-OA	1038	1172	1310	1449	1591	1737
LB31-CA	1324	1504	1687	1872	2062	2254

Options: • CAL 133 \$98.00/seat • Moisture barrier \$85.00/seat • Ganging bracket (1 per 2 chairs) \$50.00 • Custom frame finish \$28.00/chair

Arm Caps: • Wood: No Upcharge • Polyurethane: No Upcharge • Rigid Polyester: \$75.00 list/pair • Solid Surface: \$795.00 list/pair

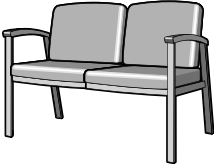

Legend Seating Collection

Different fabrics may be specified on the seat and on the back. In this case, use the higher grade of the two. No additional upcharge applies.

		Description		Dimensions		
 <p>Open arms 21" seat width</p>	 <p>Closed arms 21" seat width</p>	Two-seater, no center arm - 21" seat width			Width 48.25	
		Open Arms, Model No. LEC221N-OA Closed Arms, Model No. LEC221N-CA			Depth 25.25	
				Height 34.25		
				Seat Height 18		
				Seat Width 21		
				Arm Height 26.5		
				Com YD-Back: 2		
				Com YD-Seat: 1.5		
				Com YD-Arms: 1		
				Ship Weight 68		
				Cubic Feet 25		
COM						
	1	2	3	4	5	6
LEC221N-OA	1283	1426	1579	1748	1909	2073
LEC221N-CA	1563	1750	1948	2163	2371	2582

Options: • CAL 133 \$98.00/seat • Moisture barrier \$85.00/seat • Custom frame finish \$50.00/chair

Arm Caps: • Wood: No Upcharge • Polyurethane: No Upcharge • Rigid Polyester: \$75.00 list/pair • Solid Surface: \$795.00 list/pair



		Description		Dimensions		
 <p>Open arms 24" seat width</p>	 <p>Closed arms 24" seat width</p>	Two-seater, no center arm - 24" seat width			Width 52.25	
		Open Arms, Model No. LEC224N-OA Closed Arms, Model No. LEC224N-CA			Depth 25.25	
				Height 34.25		
				Seat Height 18		
				Seat Width 24		
				Arm Height 26.5		
				Com YD-Back: 2.5		
				Com YD-Seat: 1.5		
				Com YD-Arms: 1		
				Ship Weight 76		
				Cubic Feet 27		
COM						
	1	2	3	4	5	6
LEC224N-OA	1501	1684	1875	2071	2271	2449
LEC224N-CA	1781	2008	2244	2486	2733	2958

Options: • CAL 133 \$98.00/seat • Moisture barrier \$85.00/seat • Custom frame finish 50.00/chair

Arm Caps: • Wood: No Upcharge • Polyurethane: No Upcharge • Rigid Polyester: \$75.00 list/pair • Solid Surface: \$795.00 list/pair



Legend Seating Collection

Different fabrics may be specified on the seat and on the back. In this case, use the higher grade of the two. No additional upcharge applies.

		Description		Dimensions		
 <p>Open arms 21" seat width</p>	 <p>Closed arms 21" seat width</p>	Two-seater - 21" seat width		Width 48.25		
		Open Arms, Model No. LEC221F-OA Closed Arms, Model No. LEC221F-CA		Depth 25.25		
				Height 34.25		
				Seat Height 18		
				Seat Width 21		
				Arm Height 26.5		
				Com YD-Back: 2		
				Com YD-Seat: 1.5		
				Com YD-Arms: 1		
				Ship Weight 68		
				Cubic Feet 25		
COM						
	1	2	3	4	5	6
LEC221F-OA	1380	1525	1682	1853	2017	2184
LEC221F-CA	1951	2187	2435	2700	2958	3222

Options: • CAL 133 \$98.00/seat • Moisture barrier \$85.00/seat • Custom frame finish \$50.00/chair

Arm Caps: • Wood: No Upcharge • Polyurethane: No Upcharge • Rigid Polyester: \$113.00 list/set of 3 • Solid Surface: \$1193.00 list/set of 3

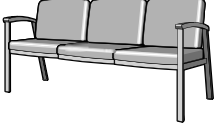
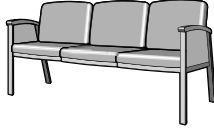
		Description		Dimensions		
 <p>Open arms 24" seat width</p>	 <p>Closed arms 24" seat width</p>	Two-seater - 24" seat width		Width 52.25		
		Open Arms, Model No. LEC224F-OA Closed Arms, Model No. LEC224F-CA		Depth 25.25		
				Height 34.25		
				Seat Height 18		
				Seat Width 24		
				Arm Height 26.5		
				Com YD-Back: 2.5		
				Com YD-Seat: 1.5		
				Com YD-Arms: 1		
				Ship Weight 76		
				Cubic Feet 27		
COM						
	1	2	3	4	5	6
LEC224F-OA	1602	1789	1983	2183	2386	2567
LEC224F-CA	2174	2444	2736	3029	3325	3603

Options: • CAL 133 \$98.00/seat • Moisture barrier \$85.00/seat • Custom frame finish 50.00/chair

Arm Caps: • Wood: No Upcharge • Polyurethane: No Upcharge • Rigid Polyester: \$113.00 list/set of 3 • Solid Surface: \$1193.00 list/set of 3

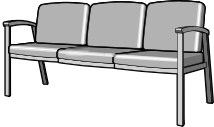
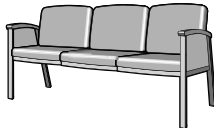
Legend Seating Collection

Different fabrics may be specified on the seat and on the back. In this case, use the higher grade of the two. No additional upcharge applies.

		Description		Dimensions		
 <p>Open arms 21" seat width</p>	 <p>Closed arms 21" seat width</p>	Three-seater, no center arm - 21" seat width			Width 70	
		Open Arms, Model No. LEC321N-OA Closed Arms, Model No. LEC321N-CA			Depth 25.25	
				Height 34.25		
				Seat Height 18		
				Seat Width 21		
				Arm Height 26.5		
				Com YD-Back: 3		
				Com YD-Seat: 2.5		
				Com YD-Arms: 1.5		
				Ship Weight 98		
				Cubic Feet 36		
COM						
	1	2	3	4	5	6
LEC321N-OA	1867	2081	2311	2564	2805	3051
LEC321N-CA	2147	2405	2680	2979	3267	3560

Options: • CAL 133 \$98.00/seat • Moisture barrier \$85.00/seat • Custom frame finish \$75.00/chair

Arm Caps: • Wood: No Upcharge • Polyurethane: No Upcharge • Rigid Polyester: \$75.00 list/pair • Solid Surface: \$795.00 list/pair



		Description		Dimensions		
 <p>Open arms 24" seat width</p>	 <p>Closed arms 24" seat width</p>	Three-seater, no center arm - 24" seat width			Width 77.5	
		Open Arms, Model No. LEC324N-OA Closed Arms, Model No. LEC324N-CA			Depth 25.25	
				Height 34.25		
				Seat Height 18		
				Seat Width 24		
				Arm Height 26.5		
				Com YD-Back: 3.5		
				Com YD-Seat: 2.5		
				Com YD-Arms: 1.5		
				Ship Weight 116		
				Cubic Feet 40		
COM						
	1	2	3	4	5	6
LEC324N-OA	2194	2469	2755	3049	3348	3615
LEC324N-CA	2474	2793	3124	3464	3810	4124

Options: • CAL 133 \$98.00/seat • Moisture barrier \$85.00/seat • Custom frame finish \$75.00/chair

Arm Caps: • Wood: No Upcharge • Polyurethane: No Upcharge • Rigid Polyester: \$75.00 list/pair • Solid Surface: \$795.00 list/pair


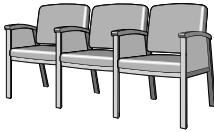
Legend Seating Collection

Different fabrics may be specified on the seat and on the back. In this case, use the higher grade of the two. No additional upcharge applies.

		Description		Dimensions			
 <p>Open arms 21" seat width</p>	 <p>Closed arms 21" seat width</p>	Three-seater - 21" seat width		Width 70			
		Open Arms, Model No. LEC321F-OA Closed Arms, Model No. LEC321F-CA		Depth 25.25 Height 34.25 Seat Height 18 Seat Width 21 Arm Height 26.5 Com YD-Back: 3 Com YD-Seat: 2.5 Com YD-Arms: 1.5 Ship Weight 98 Cubic Feet 36			
		COM					
		1	2	3	4	5	6
LEC321F-OA	2047	2265	2499	2756	3002	3252	
LEC321F-CA	2904	3257	3629	4026	4414	4809	

Options: • CAL 133 \$98.00/seat • Moisture barrier \$85.00/seat • Custom frame finish \$75.00/chair

Arm Caps: • Wood: No Upcharge • Polyurethane: No Upcharge • Rigid Polyester: \$150.00 list/set of 4 • Solid Surface: \$1590.00 list/set of 4



		Description		Dimensions			
 <p>Open arms 24" seat width</p>	 <p>Closed arms 24" seat width</p>	Three-seater - 24" seat width		Width 77.5			
		Open Arms, Model No. LEC324F-OA Closed Arms, Model No. LEC324F-CA		Depth 25.25 Height 34.25 Seat Height 18 Seat Width 24 Arm Height 26.5 Com YD-Back: 3.5 Com YD-Seat: 2.5 Com YD-Arms: 1.5 Ship Weight 116 Cubic Feet 40			
		COM					
		1	2	3	4	5	6
LEC324F-OA	2381	2660	2952	3251	3555	3826	
LEC324F-CA	3237	3643	4081	4520	4964	5380	

Options: • CAL 133 \$98.00/seat • Moisture barrier \$85.00/seat • Custom frame finish \$75.00/chair

Arm Caps: • Wood: No Upcharge • Polyurethane: No Upcharge • Rigid Polyester: \$150.00 list/set of 4 • Solid Surface: \$1590.00 list/set of 4



Legend Rocker Seating Collection

Different fabrics may be specified on the seat and on the back. In this case, use the higher grade of the two. No additional upcharge applies.

	Description		Dimensions					
 <p>Open arms 21" seat width</p>  <p>Closed arms 21" seat width</p>	Guest chair - 21" seat width Open Arms, Model No. LG21-RK-OA Closed Arms, Model No. LG21-RK-CA		Width 24.5	Depth 25.25	Height 34.25	Seat Height 18	Seat Width 21	Arm Height 26.5
			Com YD-Back: 1	Com YD-Seat: 0.75	Com YD-Arms: 1	Ship Weight 38	Cubic Feet 13	
COM			1	2	3	4	5	6
LG21-RK-OA	713	778	848	924	993	1063		
LG21-RK-CA	999	1105	1217	1334	1445	1557		

Options: • CAL 133 \$98.00/seat • Moisture barrier \$85.00/seat • Custom frame finish \$28.00/chair

Arm Caps: • Wood: No Upcharge • Polyurethane: No Upcharge • Rigid Polyester: \$75.00 list/pair • Solid Surface: \$795.00 list/pair

	Description		Dimensions					
 <p>Open arms 24" seat width</p>  <p>Closed arms 24" seat width</p>	Guest chair - 24" seat width Open Arms, Model No. LG24-RK-OA Closed Arms, Model No. LG24-RK-CA		Width 27.5	Depth 25.25	Height 34.25	Seat Height 18	Seat Width 21	Arm Height 26.5
			Com YD-Back: 1	Com YD-Seat: 0.75	Com YD-Arms: 1	Ship Weight 42	Cubic Feet 15	
COM			1	2	3	4	5	6
LG24-RK-OA	824	908	995	1083	1170	1245		
LG24-RK-CA	1110	1209	1364	1493	1622	1739		

Options: • CAL 133 \$98.00/seat • Moisture barrier \$85.00/seat • Custom frame finish \$28.00/chair

Arm Caps: • Wood: No Upcharge • Polyurethane: No Upcharge • Rigid Polyester: \$75.00 list/pair • Solid Surface: \$795.00 list/pair

Legend Seating Collection

Connecting Tables

Image	Description	Price	Dimensions
	Radius corner table (includes two connecting brackets) HPL with PVC edge Model No. LTC-90R-P HPL with Maple edge Model No. LTC-90R-M Solid Surface Model No. LTC-90R-S	528 665 886	Width 26 Depth 26 Ship Weight 25 Cubic Feet 2
	Square corner table (includes two connecting brackets) HPL with PVC edge Model No. LTC-90S-P HPL with Maple edge Model No. LTC-90S-M Solid Surface Model No. LTC-90S-S	528 665 886	Width 26 Depth 26 Ship Weight 30 Cubic Feet 2
	Square spacer table (includes two connecting brackets) HPL with PVC edge Model No. LTC-SP-P HPL with Maple edge Model No. LTC-SP-M Solid Surface Model No. LTC-SP-S	419 560 844	Width 18 Depth 18 Ship Weight 16 Cubic Feet 1

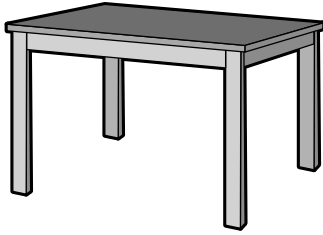
Available in 8 standard laminate finishes. Please add suffix code to unit Model No.

- Candlelight (CL) • Cherry Blossom (CB) • Chocolate (CH) • Grenada (GR)
- Hardrock Maple (HM) • Mahogany (MA) • Rustic Cherry (RC) • Summer Flame (SF)

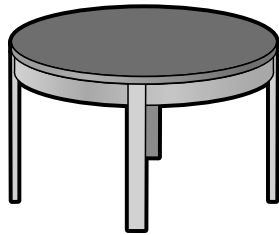
Legend Seating Collection

Free-Standing Tables

• Freestanding tables ship flat-packed



Square/Rectangular Tables								
Model No.	HPL with 3mm PVC Edge	HPL with Maple Bullnose Edge	Solid Surface	W	D	H	SW	CF
LTF-1818-16	643	821	1022	18	18	16	24	2
LTF-1830-16	795	1029	1314	18	30	16	33	3
LTF1842-16	952	1249	1589	18	42	16	42	4



Round Tables								
Model No.	HPL with 3mm PVC Edge	HPL with Maple Bullnose Edge	Solid Surface	W	D	H	SW	CF
LTF-20D-16	634	801	1010	20	20	16	24	2