

Vista Seating Collection Ordering Guide

When ordering Vista seating products, please specify the following information:



Specification codes must be added to unit Model No. as shown below.

Upholstery and additional options must be specified separately.

For connected seating requirements, please contact our sales office for pricing and assistance.

Specification code sample:

SV610 - CH - SB

Model No.

Frame
finish code

Back
style code

Specification Codes:

Wood frame finish codes:

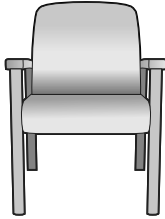
- Candlelight (CL)
- Cherry Blossom (CB)
- Chocolate (CH)
- Grenada (GR)
- Hard Rock Maple (HM)
- Mahogany (MA)
- Rustic Cherry (RC)
- Summer Flame (SF)

Back style codes:

- Square (SB)
- Round (RB)

Vista Seating Collection

Different fabrics may be specified on the seat and on the back. In this case, use the higher grade of the two. No additional upcharge applies.



Description

Single chair

Model No. SV600-21 (21" wide)

Model No. SV600-24 (24" wide)

* Add back shape code to model number:

- Square back (-SB)
- Round back (-RB)

Dimensions

Width 24.5/27.5
 Depth 26.5
 Height 35
 Seat Height 18.5
 Seat Width 21/24
 Arm Height 26
 Com YD-Backs: 1.25
 Com YD-Seats: 0.75
 Ship Weight 30
 Cubic Feet 15

COM

	1	2	3	4	5	6
SV600-21	993	1079	1172	1265	1362	1457
SV600-24	1059	1149	1240	1332	1427	1523

Options: • CAL 133 \$98.00/seat • Moisture barrier \$85.00/seat

Arm Caps: • Wood: Standard • Polyurethane: \$135.00 list/pair • Rigid Polyester: \$195.00 list/pair • Solid Surface: Not Available



Flex-back option
 \$225.00 list

Description

Bariatric chair

Model No. SV610

* Add back shape code to model number:

- Square back (-SB)
- Round back (-RB)

Dimensions

Width 34.5
 Depth 26.5
 Height 35
 Seat Height 18.5
 Seat Width 31
 Arm Height 26
 Com YD-Back: 1.75
 Com YD-Seat: 1.25
 Ship Weight 40
 Cubic Feet 21

COM

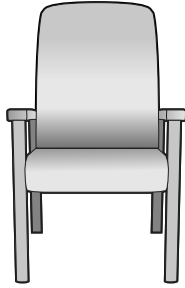
	1	2	3	4	5	6
SV610	1318	1452	1590	1733	1877	2025

Options: • CAL 133 \$98.00/seat • Moisture barrier \$85.00/seat

Arm Caps: • Wood: Standard • Polyurethane: \$135.00 list/pair • Rigid Polyester: \$195.00 list/pair • Solid Surface: Not Available

Vista Seating Collection

Different fabrics may be specified on the seat and on the back. In this case, use the higher grade of the two. No additional upcharge applies.



Description

Highback patient chair
Model No. SV640-21 (21" wide)
Model No. SV640-24 (24" wide)
Model No. SV640-31 (31" wide - Bariatric)
 * Add back shape code to model number:
 • Square back (-SB)
 • Round back (-RB)

Dimensions

	21"	24"	31"
Width	24.5	27.5	34.5
Depth	26.5	26.5	26.5
Height	45.5	45.5	45.5
Seat Height	18.5	18.5	18.5
Seat Width	21	24	31
Arm Height	26	26	26
Com YD-Backs:	1.75	2	2.5
Com YD-Seats:	0.75	1	1.25
Ship Weight	42	48	58
Cubic Feet	20	21	24

COM

	1	2	3	4	5	6
SV640-21	1207	1355	1506	1659	1817	1975
SV640-24	1271	1417	1567	1718	1873	2029
SV640-31	1422	1570	1721	1873	2030	2187

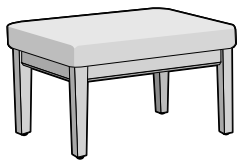
Options: • CAL 133 \$98.00/seat • Moisture barrier \$85.00/seat

Arm Caps: • Wood: Standard • Polyurethane: \$135.00 list/pair • Rigid Polyester: \$195.00 list/pair • Solid Surface: Not Available



Flex-back option
\$225.00 list

Description



Foot rest
Model No. SVFR
 (for use with both 21" and 24" chair models)

Dimensions

Width 19
 Depth 15
 Height 13
 Com YD: 0.75
 Ship Weight 15
 Cubic Feet 3

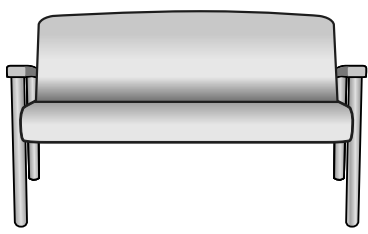
COM

	1	2	3	4	5	6
SVFR	526	552	580	609	639	666

Options: • CAL 133 \$45.00

Vista Seating Collection

Different fabrics may be specified on the seat and on the back. In this case, use the higher grade of the two. No additional upcharge applies.

	Description	Dimensions
	<p>Settee chair</p> <p>Model No. SV600-42</p> <p>* Add back shape code to model number:</p> <ul style="list-style-type: none"> • Square back (-SB) • Round back (-RB) 	<p>Width 45.5</p> <p>Depth 26.5</p> <p>Height 35</p> <p>Seat Height 18.5</p> <p>Seat Width 42</p> <p>Arm Height 26</p> <p>Com YD-Back: 2.5</p> <p>Com YD-Seat: 1.5</p> <p>Ship Weight 52</p> <p>Cubic Feet 25</p>

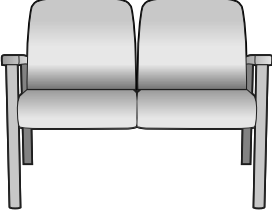
	COM					
	1	2	3	4	5	6
SV600-42	1628	1818	2010	2206	2406	2608

Options: • CAL 133 \$196.00/seat • Moisture barrier \$170.00/seat

Arm Caps: • Wood: Standard • Polyurethane: \$135.00 list/pair • Rigid Polyester: \$195.00 list/pair • Solid Surface: Not Available

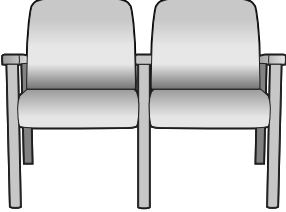
Vista Seating Collection

Different fabrics may be specified on the seat and on the back. In this case, use the higher grade of the two. No additional upcharge applies.

	Description		Dimensions			
	Two-seater, no center arm		Width 45.5/51.5			
	Model No. SV620N-21 (21" wide) Model No. SV620N-24 (24" wide)		Depth 26.5			
	* Add back shape code to model number:		Height 35			
	• Square back (-SB)		Seat Height 18.5			
	• Round back (-RB)		Seat Width 21/24			
			Arm Height 26			
			Com YD-Backs: 2.5			
			Com YD-Seats: 1.5			
			Ship Weight 50			
			Cubic Feet 28			
	COM					
	1	2	3	4	5	6
SV620N-21	1498	1678	1860	2048	2237	2430
SV620N-24	1590	1779	1971	2168	2366	2569

Options: • CAL 133 \$98.00/seat • Moisture barrier \$85.00/seat

Arm Caps: • Wood: Standard • Polyurethane: \$135.00 list/pair • Rigid Polyester: \$195.00 list/pair • Solid Surface: Not Available

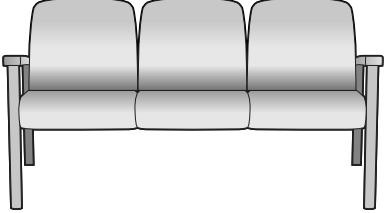
	Description		Dimensions			
	Two-seater with full center arm		Width 47/53			
	Model No. SV620F-21 (21" wide) Model No. SV620F-24 (24" wide)		Depth 26.5			
	* Add back shape code to model number:		Height 35			
	• Square back (-SB)		Seat Height 18.5			
	• Round back (-RB)		Seat Width 21/24			
			Arm Height 26			
			Com YD-Backs: 2.5			
			Com YD-Seats: 1.5			
			Ship Weight 54			
			Cubic Feet 28			
	COM					
	1	2	3	4	5	6
SV620F-21	1780	1962	2148	2337	2529	2722
SV620F-24	1865	2060	2259	2461	2666	2875

Options: • CAL 133 \$98.00/seat • Moisture barrier \$85.00/seat

Arm Caps: • Wood: Standard • Polyurethane: \$203.00 list/set of 3 • Rigid Polyester: \$293.00 list/set of 3 • Solid Surface: Not Available

Vista Seating Collection

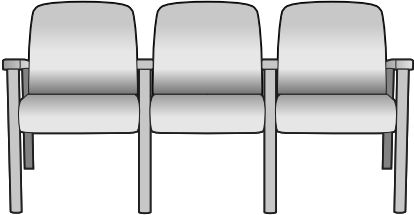
Different fabrics may be specified on the seat and on the back. In this case, use the higher grade of the two. No additional upcharge applies.

	Description	Dimensions
	<p>Three seater, no center arm</p> <p>Model No. SV630N-21 (21" wide) Model No. SV630N-24 (24" wide)</p> <p>* Add back shape code to model number:</p> <ul style="list-style-type: none"> • Square back (-SB) • Round back (-RB) 	<p>Width 67/76 Depth 26.5 Height 35 Seat Height 18.5 Seat Width 21/24 Arm Height 26</p> <p>Com YD-Backs: 3.75 Com YD-Seats: 2.25 Ship Weight 70 Cubic Feet 42</p>

	COM					
	1	2	3	4	5	6
SV630N-21	2159	2454	2755	3061	3371	3690
SV630N-24	2321	2613	2910	3212	3519	3832

Options: • CAL 133 \$98.00/seat • Moisture barrier \$85.00/seat

Arm Caps: • Wood: Standard • Polyurethane: \$135.00 list/pair • Rigid Polyester: \$195.00 list/pair • Solid Surface: Not Available

	Description	Dimensions
	<p>Three seater with full center arm</p> <p>Model No. SV630F-21 (21" wide) Model No. SV630F-24 (24" wide)</p> <p>* Add back shape code to model number:</p> <ul style="list-style-type: none"> • Square back (-SB) • Round back (-RB) 	<p>Width 70/79 Depth 26.5 Height 35 Seat Height 18.5 Seat Width 21/24 Arm Height 26</p> <p>Com YD-Backs: 3.75 Com YD-Seats: 2.25 Ship Weight 80 Cubic Feet 42</p>

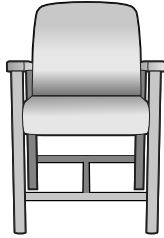
	COM					
	1	2	3	4	5	6
SV630F-21	2595	2895	3194	3511	3820	4148
SV630F-24	2755	3051	3352	3659	3968	4287

Options: • CAL 133 \$98.00/seat • Moisture barrier \$85.00/seat

Arm Caps: • Wood: Standard • Polyurethane: \$270.00 list/set of 4 • Rigid Polyester: \$390.00 list/set of 4 • Solid Surface: Not Available

Vista Seating Collection

Different fabrics may be specified on the seat and on the back. In this case, use the higher grade of the two. No additional upcharge applies.



Description

Hip chair

Model No. SV650

* Add back shape code to model number:

- Square back (-SB)
- Round back (-RB)

Dimensions

Width 23.5
 Depth 26.5
 Height 41
 Seat Height 24.5
 Seat Width 21
 Arm Height 32
 Com YD-Backs: 1.25
 Com YD-Seats: 0.75
 Ship Weight 46
 Cubic Feet 18

COM

1

2

3

4

5

6

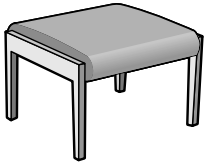
SV650	1660	1756	1853	1952	2052	2154
--------------	-------------	-------------	-------------	-------------	-------------	-------------

Options: • CAL 133 \$98.00/seat • Moisture barrier \$85.00/seat

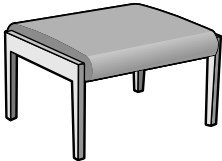
Arm Caps: • Wood: Standard • Polyurethane: \$135.00 list/pair • Rigid Polyester: \$195.00 list/pair • Solid Surface: Not Available

Vista Seating Collection

Benches

	Description		Dimensions			
	Single seat bench		Width 24			
	Model No. SVB-21		Depth 25			
			Seat Height 18			
			Seat Width 21			
			Arm Height N/A			
			Com YD 1			
			Ship Weight 24			
			Cubic Feet 8			
	COM					
	1	2	3	4	5	6
SVB-21	847	898	949	1000	1052	1106

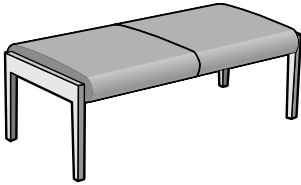
Options: • CAL 133 \$45.00

	Description		Dimensions			
	Bariatric single bench		Width 34			
	Model No. SVB-31		Depth 25			
			Seat Height 18			
			Seat Width 31			
			Arm Height N/A			
			Com YD 1.5			
			Ship Weight 34			
			Cubic Feet 10			
	COM					
	1	2	3	4	5	6
SVB-31	1152	1230	1310	1391	1475	1557

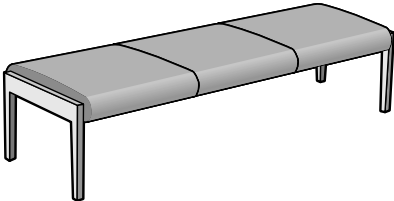
Options: • CAL 133 \$70.00

Vista Seating Collection

Benches

	Description	Dimensions					
	Two seater bench	Width 45					
	Model No. SVB-42	Depth 25					
		Seat Height 18					
		Seat Width 42					
		Arm Height N/A					
		Com YD 2					
		Ship Weight 42					
		Cubic Feet 14					
	COM						
	1	2	3	4	5	6	
SVB-42	1247	1347	1451	1556	1662	1771	

Options: • CAL 133 \$90.00

	Description	Dimensions					
	Three seater bench	Width 66					
	Model No. SVB-63	Depth 25					
		Seat Height 18					
		Seat Width 63					
		Arm Height N/A					
		Com YD 3					
		Ship Weight 60					
		Cubic Feet 20					
	COM						
	1	2	3	4	5	6	
SVB-63	1685	1835	1989	2144	2303	2463	

Options: • CAL 133 \$135.00

Vista Seating Collection

Connecting Tables

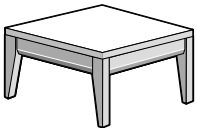
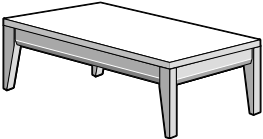
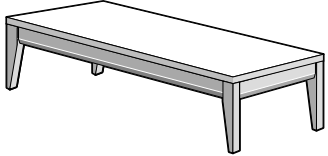
Image	Description	Price	Dimensions
	Radius corner table (includes two connecting brackets) HPL with PVC edge Model No. UCT-90R-P HPL with Maple edge Model No. UCT-90R-M Solid Surface Model No. UCT-90R-S	601 836 904	Width 28 Depth 28 Height 17 Ship Weight 25 Cubic Feet 2
	Square corner table (includes two connecting brackets and one support leg) HPL with PVC edge Model No. UCT-90S-P HPL with Maple edge Model No. UCT-90S-M Solid Surface Model No. UCT-90S-S	601 836 904	Width 28 Depth 28 Height 17 Ship Weight 30 Cubic Feet 2
	Square spacer table (includes two connecting brackets) HPL with PVC edge Model No. UCT-SP-P HPL with Maple edge Model No. UCT-SP-M Solid Surface Model No. UCT-SP-S	442 658 861	Width 22 Depth 22 Height 17 Ship Weight 16 Cubic Feet 1

Available in 8 standard laminate finishes. Please add suffix code to unit Model No.

- Candlelight (CL) • Cherry Blossom (CB) • Chocolate (CH) • Grenada (GR)
- Hardrock Maple (HM) • Mahogany (MA) • Rustic Cherry (RC) • Summer Flame (SF)

Vista/Onward Seating Collection

Free-Standing Tables

	Description	Price	Dimensions
	22 x 22 square table Height: 17 HPL with PVC edge Model No. VF-222217-P	655	Width 22 Depth 22 Height 17 Ship Weight 27 Cubic Feet 2
	HPL with Maple edge Model No. VF-222217-M	838	
	Solid Surface Model No. VF-222217-S	1042	
	22 x 36 rectangular table Height: 17 HPL with PVC edge Model No. VF-223617-P	810	Width 36 Depth 22 Height 17 Ship Weight 38 Cubic Feet 3
	HPL with Maple edge Model No. VF-223617-M	1050	
	Solid Surface Model No. VF-223617-S	1340	
	22 x 48 rectangular table Height: 17 HPL with PVC edge Model No. VF-224817-P	971	Width 48 Depth 22 Height 17 Ship Weight 48 Cubic Feet 4
	HPL with Maple edge Model No. VF-224817-M	1274	
	Solid Surface Model No. VF-224817-S	1621	