


Attesa Modular Seating

Ordering Guide

When ordering Attesa modular seating, please specify the following information:



Specification codes must be added to unit Model No. as shown below.
Additional options must be specified separately.

Specification code sample:

AM100-AL - CH

Model No.

Finish code

Specification Codes:

Wood/Laminate table finish codes:

- Candlelight (CL)
- Cherry Blossom (CB)
- Chocolate (CH)
- Grenada (GR)
- Hard Rock Maple (HM)
- Mahogany (MA)
- Rustic Cherry (RC)
- Summer Flame (SF)

Powdercoat leg finish codes:

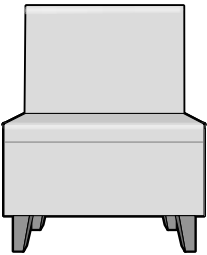
- Smooth Black (SB)
- Textured Black (TB)
- Textured Nickel (TN)
- Smooth Silver (SS)
- Gunmetal (GM)
- Metallic Beige (MB)

Wood leg finish codes:

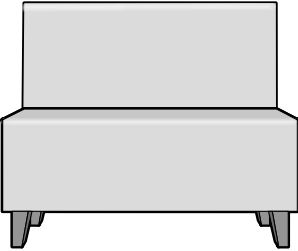
- Candlelight (CL)
- Cherry Blossom (CB)
- Chocolate (CH)
- Grenada (GR)
- Hard Rock Maple (HM)
- Mahogany (MA)
- Rustic Cherry (RC)
- Summer Flame (SF)

Attesa Modular Seating

- Different fabrics may be specified on the seat and on the back. In this case, use the higher grade of the two. No additional upcharge applies.

	Description						Dimensions
	Attesa one seat lounge						Width 23
	Model No. AM100-AL						Depth 28
							Height 32
							Seat Height 18
							YD Back: 1.25
							YD Seat: 1
	COM						
		1	2	3	4	5	6
AM100-AL	1247	1343	1440	1540	1639	1745	

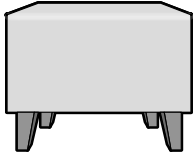
Options: • CAL 133 \$98.00 • Moisture barrier \$85.00 • Ganging bracket (1 bracket per 2 modules) \$48.00

	Description						Dimensions
	Attesa two seat lounge						Width 46
	Model No. AM200-AL						Depth 28
							Height 32
							Seat Height 18
							YD Back: 2.5
							YD Seat: 2
	COM						
		1	2	3	4	5	6
AM200-AL	1998	2148	2303	2459	2617	2780	

Options: • CAL 133 \$196.00 • Moisture barrier \$170.00 • Ganging bracket (1 bracket per 2 modules) \$48.00

Attesa Modular Seating

• Different fabrics may be specified on the seat and on the back. In this case, use the higher grade of the two. No additional upcharge applies.



Description

Attesa upholstered spacer bench, 23 x 28

Model No. AMB-SPB

Attesa upholstered corner bench, 30 x 30

Model No. AM-CRB

Dimensions

Width 23/30

Depth 28/30

Height 18

Com YD: 1.5/2

COM

1

2

3


4

5

6

AMB-SPB	1077	1148	1220	1292	1367	1441
AM-CRB	1109	1206	1312	1417	1524	1631

Options: • CAL 133 \$65.00 • Moisture barrier \$60.00 • Ganging bracket (1 bracket per 2 modules) \$48.00



Description

Attesa upholstered two seat bench

Model No. AMB-200

Dimensions

Width 46

Depth 28

Height 18

Com YD: 2.5

COM

1

2

3

4

5

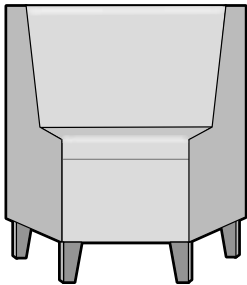
6

AMB-200	1590	1696	1804	1915	2025	2140
----------------	-------------	-------------	-------------	-------------	-------------	-------------

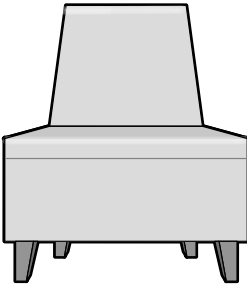
Options: • CAL 133 \$130.00 • Moisture barrier \$120.00 • Ganging bracket (1 bracket per 2 modules) \$48.00

Attesa Modular Seating

- Different fabrics may be specified on the seat and on the back. In this case, use the higher grade of the two. No additional upcharge applies.

	Description		Dimensions			
	Attesa 30° inside wedge		Width 34			
	Model No. AM30-IN		Depth 28			
			Height 32			
			Seat Width (narrowest) 34			
			Seat Width (widest) 18			
			Seat Height 18			
			YD Back: 1.25			
			YD Seat: 1			
	COM					
	1	2	3	4	5	6
AM30-IN	1427	1546	1668	1792	1916	2043


Options: • CAL 133 \$98.00 • Moisture barrier \$85.00 • Ganging bracket (1 bracket per 2 modules) \$48.00

	Description		Dimensions			
	Attesa 30° outside wedge		Width 34			
	Model No. AM30-OUT		Depth 28			
			Height 32			
			Seat Width (narrowest) 34			
			Seat Width (widest) 32.5			
			Seat Height 18			
			YD Back: 1.25			
			YD Seat: 1			
	COM					
	1	2	3	4	5	6
AM30-OUT	1427	1546	1668	1792	1916	2043


Options: • CAL 133 \$98.00 • Moisture barrier \$85.00 • Ganging bracket (1 bracket per 2 modules) \$48.00

Attesa Modular Seating

- Different fabrics may be specified on the seat and on the back. In this case, use the higher grade of the two. No additional upcharge applies.

Description		Dimensions					
	Attesa curved inside 30° curve	Width 35 Depth 29 Height 31.5 Seat Width (narrowest) 20 Seat Width (widest) 29.5 Seat Depth 18 Seat Height 18 Com YD-Back 2 Com YD-Seat 2 Ship Weight 61 Cubic Feet 19					
	Model No. AMR30-IN						
	COM	1	2	3	4	5	6
AMR30-IN		1406	1489	1573	1656	1740	1823

Options: • CAL 133 \$98.00 • Moisture barrier \$85.00 • Ganging bracket (1 bracket per 2 modules) \$48.00


Description		Dimensions					
	Attesa curved outside 30° curve	Width 35 Depth 29 Height 31.5 Seat Width (narrowest) 25.5 Seat Width (widest) 34.5 Seat Depth 18 Seat Height 18 Com YD-Back 1.5 Com YD-Seat 2 Ship Weight 52 Cubic Feet 19					
	Model No. AMR30-OUT						
	COM	1	2	3	4	5	6
AMR30-OUT		1234	1296	1359	1421	1484	1546

Options: • CAL 133 \$98.00 • Moisture barrier \$85.00 • Ganging bracket (1 bracket per 2 modules) \$48.00


*Not all fabrics suitable for curved modular application

Attesa Modular Seating

• Different fabrics may be specified on the seat and on the back. In this case, use the higher grade of the two. No additional upcharge applies.

		Description		Dimensions			
	Attesa curved inside 45° curve						
	Model No. AM45-IN						
		Width 41					
		Depth 30					
		Height 31.5					
		Seat Width (narrowest) 20					
		Seat Width (widest) 33.5					
		Seat Depth 18					
		Seat Height 18					
		Com YD-Back 2					
		Com YD-Seat 2					
		Ship Weight 65					
		Cubic Feet 22					
		COM					
		1	2	3	4	5	6
AM45-IN	1808	1975	2142	2309	2476	2643	

Options: • CAL 133 \$98.00 • Moisture barrier \$85.00 • Ganging bracket (1 bracket per 2 modules) \$48.00

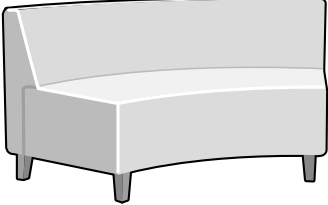
		Description		Dimensions			
	Attesa curved outside 45° curve						
	Model No. AM45-OUT						
		Width 38.5					
		Depth 30					
		Height 31.5					
		Seat Width (narrowest) 25					
		Seat Width (widest) 38.5					
		Seat Depth 18					
		Seat Height 18					
		Com YD-Back 1.5					
		Com YD-Seat 2					
		Ship Weight 52					
		Cubic Feet 21					
		COM					
		1	2	3	4	5	6
AM45-OUT	1632	1778	1924	2070	2216	2362	

Options: • CAL 133 \$98.00 • Moisture barrier \$85.00 • Ganging bracket (1 bracket per 2 modules) \$48.00

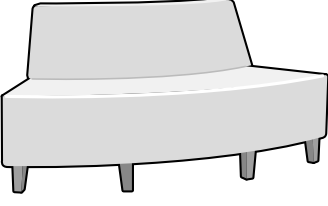
*Not all fabrics suitable for curved modular application

Attesa Modular Seating

- Different fabrics may be specified on the seat and on the back. In this case, use the higher grade of the two. No additional upcharge applies.

	Description		Dimensions			
	Attesa curved inside 60° curve		Width 67.5			
	Model No. AM60-IN		Depth 33			
			Height 31.5			
			Seat Width (narrowest) 39			
			Seat Width (widest) 57			
			Seat Depth 18			
			Seat Height 18			
			Com YD-Back 4.5			
			Com YD-Seat 2.5			
			Ship Weight 100			
			Cubic Feet 41			
	COM					
	1	2	3	4	5	6
AM60-IN	2211	2461	2712	2962	3213	3463

Options: • CAL 133 \$98.00 • Moisture barrier \$85.00 • Ganging bracket (1 bracket per 2 modules) \$48.00

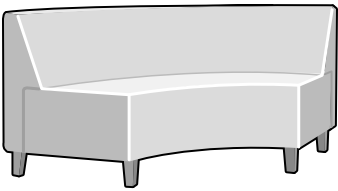
	Description		Dimensions			
	Attesa curved outside 60° curve		Width 67.5			
	Model No. AM60-OUT		Depth 33			
			Height 31.5			
			Seat Width (narrowest) 48.5			
			Seat Width (widest) 67.5			
			Seat Depth 18			
			Seat Height 18			
			Com YD-Back 3.5			
			Com YD-Seat 3			
			Ship Weight 92			
			Cubic Feet 41			
	COM					
	1	2	3	4	5	6
AM60-OUT	2031	2260	2490	2719	2949	3178

Options: • CAL 133 \$147.00 • Moisture barrier \$127.00 • Ganging bracket (1 bracket per 2 modules) \$48.00

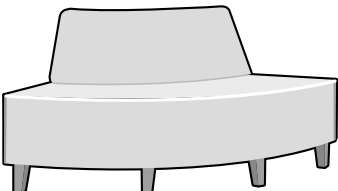
*Not all fabrics suitable for curved modular application

Attesa Modular Seating

• Different fabrics may be specified on the seat and on the back. In this case, use the higher grade of the two. No additional upcharge applies.

		Description		Dimensions	
	Attesa curved inside 90° curve				Width 74
	Model No. AM90-IN				Depth 35.5
				Height 31.5	
				Seat Width (narrowest) 34.5	
				Seat Width (widest) 59.5	
				Seat Depth 18	
				Seat Height 18	
				Com YD-Back 5	
				Com YD-Seat 3	
				Ship Weight 107	
				Cubic Feet 48	
		COM			
		1		2	
		3		4	
		5		6	
AM90-IN	2613	2947	3281	3615	3949
					4283

Options: • CAL 133 \$147.00 • Moisture barrier \$127.00 • Ganging bracket (1 bracket per 2 modules) \$48.00

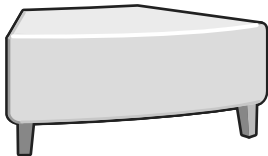
		Description		Dimensions	
	Attesa curved outside 90° curve				Width 68.5
	Model No. AM90-OUT				Depth 34.5
				Height 31.5	
				Seat Width (narrowest) 43.5	
				Seat Width (widest) 68.5	
				Seat Depth 18	
				Seat Height 18	
				Com YD-Back 4	
				Com YD-Seat 3.5	
				Ship Weight 84	
				Cubic Feet 43	
		COM			
		1		2	
		3		4	
		5		6	
AM90-OUT	2429	2742	3055	3368	3681
					3994

Options: • CAL 133 \$147.00 • Moisture barrier \$127.00 • Ganging bracket (1 bracket per 2 modules) \$48.00

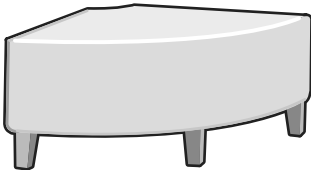
*Not all fabrics suitable for curved modular application

Attesa Modular Seating

- Different fabrics may be specified on the seat and on the back. In this case, use the higher grade of the two. No additional upcharge applies.

		Description		Dimensions			
		Attesa curved bench 30° curve		Width 35			
		Model No. AMB30		Depth 29			
				Height 18			
				Seat Width (narrowest) 20			
				Seat Width (widest) 34.5			
				Seat Depth 28			
				Seat Height 18			
				Com YD-Seat 2.5			
				Ship Weight 38			
				Cubic Feet 11			
	COM						
		1	2	3	4	5	6
AMB30		904	987	1070	1153	1236	1319

Options: • CAL 133 \$98.00 • Moisture barrier \$85.00 • Ganging bracket (1 bracket per 2 modules) \$48.00

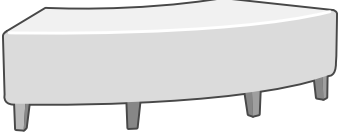
		Description		Dimensions			
		Attesa curved bench 45° curve		Width 41.5			
		Model No. AMB45		Depth 30			
				Height 18			
				Seat Width (narrowest) 20			
				Seat Width (widest) 41.5			
				Seat Depth 28			
				Seat Height 18			
				Com YD-Seat 2.5			
				Ship Weight 40			
				Cubic Feet 13			
	COM						
		1	2	3	4	5	6
AMB45		1194	1298	1402	1506	1610	1714

Options: • CAL 133 \$98.00 • Moisture barrier \$85.00 • Ganging bracket (1 bracket per 2 modules) \$48.00

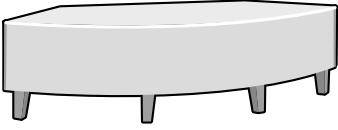
*Not all fabrics suitable for curved modular application

Attesa Modular Seating

• Different fabrics may be specified on the seat and on the back. In this case, use the higher grade of the two. No additional upcharge applies.

		Description		Dimensions			
		Attesa curved bench 60° curve		Width 67.5			
		Model No. AMB60		Depth 33			
				Height 18			
				Seat Width (narrowest) 39			
				Seat Width (widest) 67.5			
				Seat Depth 28			
				Seat Height 18			
				Com YD-Seat 3.5			
				Ship Weight 61			
				Cubic Feet 24			
	COM						
		1	2	3	4	5	6
AMB60		1484	1609	1734	1859	1984	2109

Options: • CAL 133 \$147.00 • Moisture barrier \$127.00 • Ganging bracket (1 bracket per 2 modules) \$48.00

		Description		Dimensions			
		Attesa curved bench 90° curve		Width 74			
		Model No. AMB90		Depth 35.5			
				Height 18			
				Seat Width (narrowest) 34.5			
				Seat Width (widest) 74			
				Seat Depth 28			
				Seat Height 18			
				Com YD-Seat 3.5			
				Ship Weight 63			
				Cubic Feet 27			
	COM						
		1	2	3	4	5	6
AMB90		1774	1920	2066	2212	2358	2504

Options: • CAL 133 \$147.00 • Moisture barrier \$127.00 • Ganging bracket (1 bracket per 2 modules) \$48.00

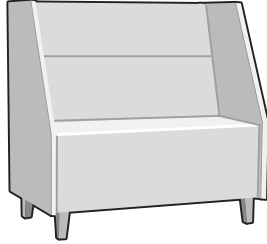
*Not all fabrics suitable for curved modular application

Attesa Modular Seating

- Different fabrics may be specified on the seat and on the back. In this case, use the higher grade of the two. No additional upcharge applies.

Description

Dimensions



Attesa privacy booth with sides

Model No. AM200PA

Width 47
 Depth 28.5
 Height 46
 Seat Width 44.5
 Seat Depth 18
 Seat Height 18
 Com YD-Outside Back: 1.75
 Com YD-Inside Back: 2
 Com YD-Headrest: 1.5
 Com YD-Seat: 2
 Com YD-Side Panels: 3.5
 Ship Weight 145
 Cubic Feet 36

COM

1

2

3

4

5

6

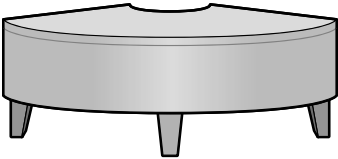
AM200PA	3158	3306	3458	3611	3766	3925
----------------	-------------	-------------	-------------	-------------	-------------	-------------

Options: • CAL 133 \$98.00 list • Moisture barrier \$85.00 • Powdercoated steel legs \$295.00 list

*Not all fabrics suitable for curved modular application

Attesa Modular Seating

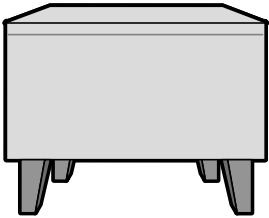
- Different fabrics may be specified on the seat and on the back. In this case, use the higher grade of the two. No additional upcharge applies.

	Description	Dimensions
	Attesa laminate corner table, 90° radius Model No. AM-CT-R	Width 29.5 Depth 29.5 Height 14.5

	COM	1	2	3	4	5	6
AM-CT-R		1672	NA	NA	NA	NA	NA



- Retractable Healthcare-Grade A/C Receptacle with Dual USB Port. \$495.00 List

	Description
	Attesa square spacer table, 23 x 23 Model No. AM-SQ-SP
	Attesa square corner table, 30 x 30 Model No. AM-SQ-CT
	Attesa rectangular table, 46 x 23 Model No. AM-RCT

	COM	1	2	3	4	5	6
AM-SQ-SP		1080	NA	NA	NA	NA	NA
AM-SQ-CT		1457	NA	NA	NA	NA	NA
AM-RCT		1942	NA	NA	NA	NA	NA



- Retractable Healthcare-Grade A/C Receptacle with Dual USB Port. \$495.00 List