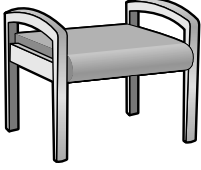
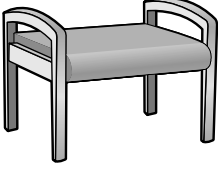


Onward Seating Collection

Different fabrics may be specified on the seat and on the back. In this case, use the higher grade of the two. No additional upcharge applies.

		Description		Dimensions			
		Single bench		Width 24.5			
		Model No. ONB-21		Depth 25			
				Seat Height 18			
				Seat Width 21			
				Arm Height 24			
				Com YD: 1			
				Ship Weight 28			
				Cubic Feet 10			
		COM					
		1	2	3	4	5	6
ONB-21	882	931	981	1032	1083	1135	

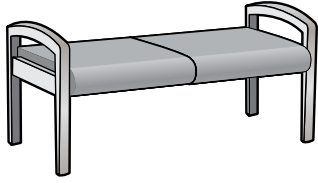
Options: • CAL 133 \$45.00

		Description		Dimensions			
		Bariatric single bench		Width 34.5			
		Model No. ONB-31		Depth 25			
				Seat Height 18			
				Seat Width 31			
				Arm Height 24			
				Com YD: 1.5			
				Ship Weight 38			
				Cubic Feet 12			
		COM					
		1	2	3	4	5	6
ONB-31	1175	1251	1330	1409	1489	1569	

Options: • CAL 133 \$70.00

Onward Seating Collection

Different fabrics may be specified on the seat and on the back. In this case, use the higher grade of the two. No additional upcharge applies.



Description

Two seater bench
Model No. ONB-42

Dimensions

Width 45.5
 Depth 25
 Seat Height 18
 Seat Width 42
 Arm Height 24

 Com YD: 2
 Ship Weight 46
 Cubic Feet 16

COM

1

2

3

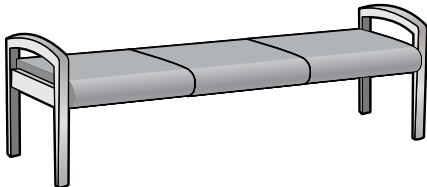
4

5

6

ONB-42	1267	1366	1465	1567	1669	1775
---------------	-------------	-------------	-------------	-------------	-------------	-------------

Options: • CAL 133 \$90.00



Description

Three seater bench
Model No. ONB-63

Dimensions

Width 67
 Depth 25
 Seat Height 18
 Seat Width 63
 Arm Height 24

 Com YD: 3
 Ship Weight 65
 Cubic Feet 22

COM

1

2

3

4

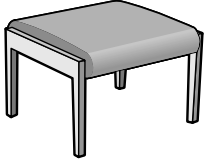
5

6

ONB-63	1688	1834	1982	2133	2286	2442
---------------	-------------	-------------	-------------	-------------	-------------	-------------

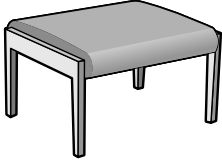
Options: • CAL 133 \$135.00

Vista Seating Collection

	Description	Dimensions
	Single seat bench Model No. SVB-21	Width 24 Depth 25 Seat Height 18 Seat Width 21 Arm Height N/A Com YD 1 Ship Weight 24 Cubic Feet 8

	COM					
	1	2	3	4	5	6
SVB-21	814	863	912	961	1012	1064

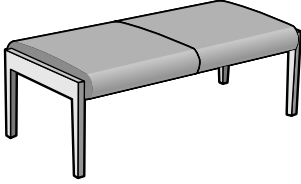
Options: • CAL 133 \$45.00

	Description	Dimensions
	Bariatric single bench Model No. SVB-31	Width 34 Depth 25 Seat Height 18 Seat Width 31 Arm Height N/A Com YD 1.5 Ship Weight 34 Cubic Feet 10

	COM					
	1	2	3	4	5	6
SVB-31	1107	1183	1260	1338	1419	1497

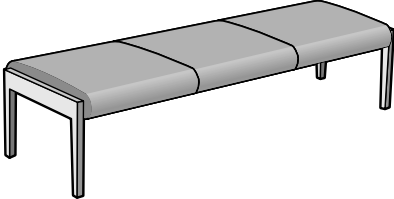
Options: • CAL 133 \$70.00

Vista Seating Collection

	Description	Dimensions
	Two seater bench Model No. SVB-42	Width 45 Depth 25 Seat Height 18 Seat Width 42 Arm Height N/A Com YD 2 Ship Weight 42 Cubic Feet 14

	COM					
	1	2	3	4	5	6
SVB-42	1199	1296	1395	1496	1598	1703

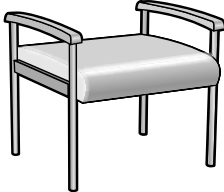
Options: • CAL 133 \$90.00

	Description	Dimensions
	Three seater bench Model No. SVB-63	Width 66 Depth 25 Seat Height 18 Seat Width 63 Arm Height N/A Com YD 3 Ship Weight 60 Cubic Feet 20

	COM					
	1	2	3	4	5	6
SVB-63	1620	1764	1913	2062	2215	2370

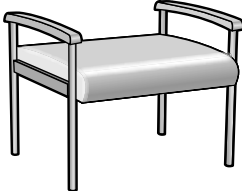
Options: • CAL 133 \$135.00

Vista II Seating Collection

	Description	Dimensions
	Single seat bench Model No. V2B-21	Width 23.5 Depth 25 Seat Height 18 Seat Width 21 Arm Height 24 Com YD 1 Ship Weight 28 Cubic Feet 10

	COM					
	1	2	3	4	5	6
V2B-21	814	863	912	961	1012	1064

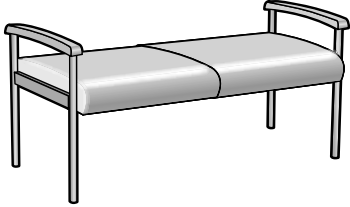
Options: • CAL 133 \$45.00 • Poly arms: no upcharge

	Description	Dimensions
	Bariatric single bench Model No. V2B-31	Width 33.5 Depth 25 Seat Height 18 Seat Width 31 Arm Height 24 Com YD 1.5 Ship Weight 38 Cubic Feet 12

	COM					
	1	2	3	4	5	6
V2B-31	1107	1183	1260	1338	1419	1497

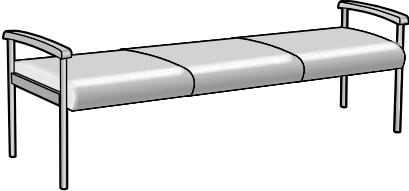
Options: • CAL 133 \$70.00 • Poly arms: no upcharge

Vista II Seating Collection

	Description	Dimensions
	Two seater bench Model No. V2B-42	Width 44.5 Depth 25 Seat Height 18 Seat Width 42 Arm Height 24 Com YD 2 Ship Weight 46 Cubic Feet 16

	COM					
	1	2	3	4	5	6
V2B-42	1199	1296	1395	1496	1598	1703

Options: • CAL 133 \$90.00 • Poly arms: no upcharge


	Description	Dimensions
	Three seater bench Model No. V2B-63	Width 65.5 Depth 25 Seat Height 18 Seat Width 63 Arm Height 24 Com YD 3 Ship Weight 65 Cubic Feet 22

	COM					
	1	2	3	4	5	6
V2B-63	1620	1764	1913	2062	2215	2370

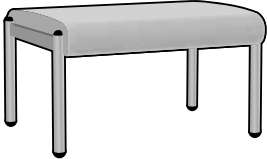
Options: • CAL 133 \$135.00 • Poly arms: no upcharge

Integrity Seating Collection

Benches

	Description	Dimensions
	Single seat bench Model No. NTB-21	Width 24 Depth 25 Seat Height 18 Seat Width 21 Arm Height N/A Com YD 1 Ship Weight 24 Cubic Feet 8
	COM	
	1	2
	3	4
	5	6
NTB-21	724	772
	820	868
	918	969


Options: • CAL 133 \$45.00

	Description	Dimensions
	Bariatric single bench Model No. NTB-31	Width 34 Depth 25 Seat Height 18 Seat Width 31 Arm Height N/A Com YD 1.5 Ship Weight 34 Cubic Feet 10
	COM	
	1	2
	3	4
	5	6
NTB-31	1017	1092
	1168	1245
	1325	1403


Options: • CAL 133 \$70.00

Integrity Seating Collection

Benches

	Description	Dimensions					
	Two seater bench Model No. NTB-42	Width 45 Depth 25 Seat Height 18 Seat Width 42 Arm Height N/A Com YD 2 Ship Weight 42 Cubic Feet 14					
	COM						
	1	2	3	4	5	6	
NTB-42	1109	1205	1304	1403	1505	1609	

Options: • CAL 133 \$90.00

	Description	Dimensions					
	Three seater bench Model No. NTB-63	Width 66 Depth 25 Seat Height 18 Seat Width 63 Arm Height N/A Com YD 3 Ship Weight 60 Cubic Feet 20					
	COM						
	1	2	3	4	5	6	
NTB-63	1530	1674	1821	1969	2122	2275	

Options: • CAL 133 \$135.00