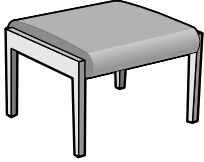
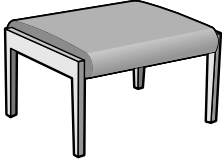


# Vista Seating Collection

	Description	Dimensions
	Single seat bench Model No. SVB-21	Width 24 Depth 25 Seat Height 18 Seat Width 21 Arm Height N/A Com YD 1 Ship Weight 24 Cubic Feet 8

	COM					
	1	2	3	4	5	6
SVB-21	814	863	912	961	1012	1064

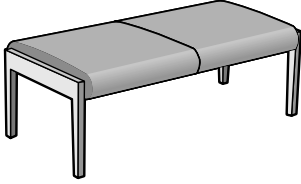
Options: • CAL 133 \$45.00

	Description	Dimensions
	Bariatric single bench Model No. SVB-31	Width 34 Depth 25 Seat Height 18 Seat Width 31 Arm Height N/A Com YD 1.5 Ship Weight 34 Cubic Feet 10

	COM					
	1	2	3	4	5	6
SVB-31	1107	1183	1260	1338	1419	1497

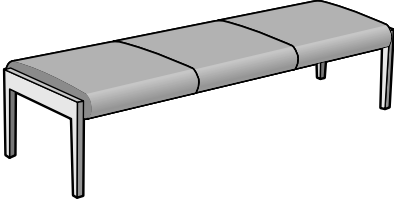
Options: • CAL 133 \$70.00

# Vista Seating Collection

	Description	Dimensions
	Two seater bench Model No. SVB-42	Width 45 Depth 25 Seat Height 18 Seat Width 42 Arm Height N/A Com YD 2 Ship Weight 42 Cubic Feet 14

	COM					
	1	2	3	4	5	6
SVB-42	1199	1296	1395	1496	1598	1703

Options: • CAL 133 \$90.00

	Description	Dimensions
	Three seater bench Model No. SVB-63	Width 66 Depth 25 Seat Height 18 Seat Width 63 Arm Height N/A Com YD 3 Ship Weight 60 Cubic Feet 20

	COM					
	1	2	3	4	5	6
SVB-63	1620	1764	1913	2062	2215	2370

Options: • CAL 133 \$135.00