

Integrity Seating Collection

Ordering Guide

When ordering Integrity seating products, please specify the following information:



Specification codes must be added to unit Model No. as shown below.

Upholstery and additional options must be specified separately.

Specification code sample:

NTG110-WA - S - PB

Model No.

Frame
finish code

Arm
color code

Specification Codes:

Powdercoat frame finish codes:

- Gunmetal (GM)
- Metallic Beige (MB)
- Smooth Black (SB)
- Smooth Silver (SS)
- Textured Black (TB)
- Textured Nickel (TN)

Arm color codes:

- Polyurethane
- Black (PB)
 - Grey (PG)
 - Taupe (PT)



Integrity Seating Collection

Different fabrics may be specified on the seat and on the back. In this case, use the higher grade of the two. No additional upcharge applies.



Description

Armless guest chair
Model No. NTG100-AL

Dimensions

Width 24
Depth 27
Height 35
Seat Height 19
Seat Width 21
Seat Depth 19.5
Com YD-Backs: 1
Com YD-Seats: 0.75
Ship Weight 33
Cubic Feet 14

COM

1

2

3

4

5

6

NTG100-AL	733	812	890	971	1054	1133
-----------	-----	-----	-----	-----	------	------

Options: • CAL 133 \$98.00/seat • Moisture barrier \$85.00/seat • Wallsaver rear leg \$65.00 list
• Custom frame finish \$28.00/chair • Ganging bracket (1 per 2 chairs) \$50.00 list



• Self-levelling glides (for soft or uneven floors) \$45.00 list



Description

Guest chair with arms
Model No. NTG110-WA

Dimensions

Width 24
Depth 27
Height 35
Seat Height 19
Seat Width 21
Seat Depth 19.5
Arm Height 25.5
Com YD-Backs: 1.25
Com YD-Seats: 0.75
Ship Weight 38
Cubic Feet 14

COM

1

2

3

4

5

6

NTG110-WA	793	872	952	1034	1117	1202
-----------	-----	-----	-----	------	------	------

Options: • CAL 133 \$98.00/seat • Moisture barrier \$85.00/seat • Wallsaver rear leg \$65.00 list
• Custom frame finish \$28.00/chair • Ganging bracket (1 per 2 chairs) \$50.00 list



• Self-levelling glides (for soft or uneven floors) \$45.00 list



Integrity Seating Collection

Different fabrics may be specified on the seat and on the back. In this case, use the higher grade of the two. No additional upcharge applies.



Description

Guest chair with right arm only (when seated)

Model No. NTG110-RA

Dimensions

Width 24.5
 Depth 27
 Height 35
 Seat Height 19
 Seat Width 21
 Seat Depth 19.5
 Arm Height 25.5
 Com YD-Backs: 1.25
 Com YD-Seats: 0.75
 Ship Weight 38
 Cubic Feet 14

COM

	1	2	3	4	5	6
NTG110-RA	763	842	922	1001	1087	1171

Options: • CAL 133 \$98.00/seat • Moisture barrier \$85.00/seat • Wallsaver rear leg \$65.00 list
 • Custom frame finish \$28.00/chair • Ganging bracket (1 per 2 chairs) \$50.00 list



• Self-levelling glides (for soft or uneven floors) \$45.00 list



Description

Guest chair with left arm only (when seated)

Model No. NTG110-LA

Dimensions

Width 24.5
 Depth 27
 Height 35
 Seat Height 19
 Seat Width 21
 Seat Depth 19.5
 Arm Height 25.5
 Com YD-Backs: 1.25
 Com YD-Seats: 0.75
 Ship Weight 38
 Cubic Feet 14

COM

	1	2	3	4	5	6
NTG110-LA	763	842	922	1001	1087	1171

Options: • CAL 133 \$98.00/seat • Moisture barrier \$85.00/seat • Wallsaver rear leg \$65.00 list
 • Custom frame finish \$28.00/chair • Ganging bracket (1 per 2 chairs) \$50.00 list



• Self-levelling glides (for soft or uneven floors) \$45.00 list



Integrity Seating Collection

Different fabrics may be specified on the seat and on the back. In this case, use the higher grade of the two. No additional upcharge applies.



Description

Highback patient chair
Model No. NTP130

Dimensions

Width 24.5
Depth 27
Height 45.5
Seat Height 19
Seat Width 21
Seat Depth 19.5
Arm Height 25.5
Com YD-Backs: 1.75
Com YD-Seats: 0.75
Ship Weight 43
Cubic Feet 20

COM

1

2

3

4

5

6

NTP130	958	1075	1193	1314	1437	1562
--------	-----	------	------	------	------	------

Options: • CAL 133 \$98.00/seat • Moisture barrier \$85.00/seat
• Wallsaver rear leg \$65.00 list • Custom frame finish \$28.00/chair
• Tilt and roll casters (Consists of rear-leg wheels and a handle built into the chairback) \$195.00 list



• Self-levelling glides (for soft or uneven floors) \$45.00 list



Description

Foot rest
Model No. NTFR

Dimensions

Width 18.5
Depth 14
Height 13
Com YD: 0.75
Ship Weight 12
Cubic Feet 3

COM

1

2

3

4

5

6

NTFR	537	564	591	621	651	679
------	-----	-----	-----	-----	-----	-----

Options: • CAL 133 \$45.00



• Self-levelling glides (for soft or uneven floors) \$45.00 list



Integrity Seating Collection

Different fabrics may be specified on the seat and on the back. In this case, use the higher grade of the two. No additional upcharge applies.



Description

Hip chair
Model No. NTH130

Dimensions

Width 24
Depth 27
Height 41
Seat Height 24.5
Seat Width 21
Seat Depth 21
Arm Height 34
Com YD-Backs: 1
Com YD-Seats: 0.75
Ship Weight 42
Cubic Feet 18

COM

1

2

3

4

5

6

NTH130	1340	1420	1503	1586	1671	1756
--------	------	------	------	------	------	------

Options: • CAL 133 \$98.00/seat • Moisture barrier \$85.00/seat • Custom frame finish \$28.00/chair



• Self-levelling glides
(for soft or uneven
floors) \$45.00 list



Integrity Seating Collection

Different fabrics may be specified on the seat and on the back. In this case, use the higher grade of the two. No additional upcharge applies.



Description

Bariatric guest chair, armless

Model No. NTB120-AL

Dimensions

Width 34
 Depth 27
 Height 35
 Seat Height 19
 Seat Width 31
 Seat Depth 19.5
 Com YD-Backs: 1.75
 Com YD-Seats: 1.25
 Ship Weight 42
 Cubic Feet 19

COM

1

2

3

4

5

6

NTB120-AL	1059	1198	1338	1484	1630	1778
-----------	------	------	------	------	------	------

Options: • CAL 133 \$98.00/seat • Moisture barrier \$85.00/seat • Wallsaver rear leg \$65.00 list
 • Custom frame finish \$28.00/chair • Ganging bracket (1 per 2 chairs) \$50.00 list



• Self-levelling glides (for soft or uneven floors) \$45.00 list



Description

Bariatric guest chair, with arms

Model No. NTB120-WA

Dimensions

Width 34.5
 Depth 27
 Height 35
 Seat Height 19
 Seat Width 31
 Seat Depth 19.5
 Arm Height 25.5
 Com YD-Backs: 1.75
 Com YD-Seats: 1.25
 Ship Weight 47
 Cubic Feet 19

COM

1

2

3

4

5

6

NTB120-WA	1120	1258	1400	1546	1692	1842
-----------	------	------	------	------	------	------

Options: • CAL 133 \$98.00/seat • Moisture barrier \$85.00/seat • Wallsaver rear leg \$65.00 list
 • Custom frame finish \$28.00/chair • Ganging bracket (1 per 2 chairs) \$50.00 list



• Self-levelling glides (for soft or uneven floors) \$45.00 list



Integrity Seating Collection

Different fabrics may be specified on the seat and on the back. In this case, use the higher grade of the two. No additional upcharge applies.



Description

Bariatric guest chair, with right arm only (when seated)

Model No. NTB120-RA

Dimensions

Width 34.5
 Depth 27
 Height 35
 Seat Height 19
 Seat Width 31
 Seat Depth 19.5
 Arm Height 25.5
 Com YD-Backs: 1.75
 Com YD-Seats: 1.25
 Ship Weight 47
 Cubic Feet 19

COM

1

2

3

4

5

6

NTB120-RA	1080	1216	1358	1501	1646	1794
-----------	------	------	------	------	------	------

Options: • CAL 133 \$98.00/seat • Moisture barrier \$85.00/seat • Wallsaver rear leg \$65.00 list
 • Custom frame finish \$28.00/chair • Ganging bracket (1 per 2 chairs) \$50.00 list



• Self-levelling glides (for soft or uneven floors) \$45.00 list



Description

Bariatric guest chair, with left arm only (when seated)

Model No. NTB120-LA

Dimensions

Width 34.5
 Depth 27
 Height 35
 Seat Height 19
 Seat Width 31
 Seat Depth 19.5
 Arm Height 25.5
 Com YD-Backs: 1.75
 Com YD-Seats: 1.25
 Ship Weight 47
 Cubic Feet 19

COM

1

2

3

4

5

6

NTB120-LA	1080	1216	1358	1501	1646	1794
-----------	------	------	------	------	------	------

Options: • CAL 133 \$98.00/seat • Moisture barrier \$85.00/seat • Wallsaver rear leg \$65.00 list
 • Custom frame finish \$28.00/chair • Ganging bracket (1 per 2 chairs) \$50.00 list



• Self-levelling glides (for soft or uneven floors) \$45.00 list



Integrity Seating Collection

Different fabrics may be specified on the seat and on the back. In this case, use the higher grade of the two. No additional upcharge applies.



Description

Two-seater, no center arm
Model No. NT200-NCA

Dimensions

Width 47.5
Depth 27
Height 35
Seat Height 19
Seat Width 21
Seat Depth 19.5
Com YD-Backs: 2
Com YD-Seats: 1.5
Ship Weight 71
Cubic Feet 28

COM

1

2

3

4

5

6

NT200-NCA	1509	1669	1828	1990	2156	2325
-----------	------	------	------	------	------	------

Options: • CAL 133 \$98.00/seat • Moisture barrier \$85.00/seat • Wallsaver rear leg \$98.00 list
• Custom frame finish \$50.00 list



• Self-levelling glides (for soft or uneven floors) \$68.00 list



Description

Two-seater, with center arm
Model No. NT220-WCA

Dimensions

Width 47.5
Depth 27
Height 35
Seat Height 19
Seat Width 21
Seat Depth 19.5
Arm Height 25.5
Com YD-Backs: 2
Com YD-Seats: 1.5
Ship Weight 73.5
Cubic Feet 28

COM

1

2

3

4

5

6

NT220-WCA	1547	1706	1866	2029	2195	2366
-----------	------	------	------	------	------	------

Options: • CAL 133 \$98.00/seat • Moisture barrier \$85.00/seat • Wallsaver rear leg \$98.00 list
• Custom frame finish \$50.00 list




• Self-levelling glides (for soft or uneven floors) \$68.00 list



Integrity Seating Collection

Different fabrics may be specified on the seat and on the back. In this case, use the higher grade of the two. No additional upcharge applies.


	Description	Dimensions
	Three-seater, no center arms Model No. NT300-NCA	Width 69 Depth 27 Height 35 Seat Height 19 Seat Width 21 Seat Depth 19.5 Com YD-Backs: 3 Com YD-Seats: 2.25 Ship Weight 104 Cubic Feet 40

	COM					
	1	2	3	4	5	6
NT300-NCA	2225	2464	2703	2946	3194	3446

Options: • CAL 133 \$98.00/seat • Moisture barrier \$85.00/seat • Wallsaver rear leg \$130.00 list
 • Custom frame finish \$75.00 list



• Self-levelling glides (for soft or uneven floors) \$90.00 list

	Description	Dimensions
	Three-seater, with center arms Model No. NT330-WCA	Width 69 Depth 27 Height 35 Seat Height 19 Seat Width 21 Seat Depth 19.5 Arm Height 25.5 Com YD-Backs: 3 Com YD-Seats: 2.5 Ship Weight 109 Cubic Feet 40

	COM					
	1	2	3	4	5	6
NT330-WCA	2302	2540	2780	3023	3272	3525

Options: • CAL 133 \$98.00/seat • Moisture barrier \$85.00/seat • Wallsaver rear leg \$130.00 list
 • Custom frame finish \$75.00 list




• Self-levelling glides (for soft or uneven floors) \$90.00 list




Integrity Seating Collection

Benches

	Description	Dimensions
	Single seat bench Model No. NTB-21	Width 24 Depth 25 Seat Height 18 Seat Width 21 Arm Height N/A Com YD 1 Ship Weight 24 Cubic Feet 8

	COM					
	1	2	3	4	5	6
NTB-21	768	819	870	921	974	1028

Options: • CAL 133 \$45.00 • Moisture barrier \$38.00

	Description	Dimensions
	Bariatric single bench Model No. NTB-31	Width 34 Depth 25 Seat Height 18 Seat Width 31 Arm Height N/A Com YD 1.5 Ship Weight 34 Cubic Feet 10


	COM					
	1	2	3	4	5	6
NTB-31	1079	1158	1239	1320	1405	1488

Options: • CAL 133 \$70.00 • Moisture barrier \$59.00




Integrity Seating Collection

Benches

	Description	Dimensions
	Two seater bench Model No. NTB-42	Width 45 Depth 25 Seat Height 18 Seat Width 42 Arm Height N/A Com YD 2 Ship Weight 42 Cubic Feet 14

	COM	1	2	3	4	5	6
NTB-42		1177	1279	1383	1488	1596	1705

Options: • CAL 133 \$90.00 • Moisture barrier \$75.00

	Description	Dimensions
	Three seater bench Model No. NTB-63	Width 66 Depth 25 Seat Height 18 Seat Width 63 Arm Height N/A Com YD 3 Ship Weight 60 Cubic Feet 20




	COM	1	2	3	4	5	6
NTB-63		1624	1776	1931	2090	2249	2413

Options: • CAL 133 \$135.00 • Moisture barrier \$115.00



Integrity Seating Collection

Connecting Tables

	Description	Price	Dimensions
	Radius corner table (includes two connecting brackets)		Width 26 Depth 26
	HPL with PVC edge Model No. NTC-90R-P	550	Ship Weight 25 Cubic Feet 2
	HPL with Maple edge Model No. NTC-90R-M	692	
	Solid Surface Model No. NTC-90R-S	922	
	Square corner table (includes two connecting brackets)		Width 26 Depth 26
	HPL with PVC edge Model No. NTC-90S-P	550	Ship Weight 30 Cubic Feet 2
	HPL with Maple edge Model No. NTC-90S-M	692	
	Solid Surface Model No. NTC-90S-S	922	
	Square spacer table (includes two connecting brackets)		Width 18 Depth 18
	HPL with PVC edge Model No. NTC-SP-P	436	Ship Weight 16 Cubic Feet 1
	HPL with Maple edge Model No. NTC-SP-M	583	
	Solid Surface Model No. NTC-SP-S	878	

Available in 8 standard laminate finishes. Please add suffix code to unit Model No.

- Candlelight (CL) • Cherry Blossom (CB) • Chocolate (CH) • Grenada (GR)
- Hardrock Maple (HM) • Mahogany (MA) • Rustic Cherry (RC) • Summer Flame (SF) • Havana (HA)



Integrity Seating Collection

Free-Standing Tables

• Freestanding tables ship flat-packed



Square/Rectangular Tables								
Model No.	HPL with 3mm PVC Edge	HPL with Maple Bullnose Edge	Solid Surface	W	D	H	SW	CF
NTF-1818-16	669	854	1063	18	18	16	24	2
NTF-1830-16	827	1071	1367	18	30	16	33	3
NTF-1842-16	990	1299	1653	18	42	16	42	4



Round Tables								
Model No.	HPL with 3mm PVC Edge	HPL with Maple Bullnose Edge	Solid Surface	W	D	H	SW	CF
NTF-20D-16	660	833	1051	20	20	16	24	2

