

Legend Seating Collection

Ordering Guide

When ordering Legend seating products, please specify the following information:



Specification codes must be added to unit Model No. as shown below.

Upholstery and additional options must be specified separately.

Specification code sample:

LG21-CA - SS - CL

Model No.

Frame
finish code

Arm
cap code

Specification Codes:

Powdercoat frame finish codes:

- Gunmetal (GM)
- Metallic Beige (MB)
- Smooth Black (SB)
- Smooth Silver (SS)
- Textured Black (TB)
- Textured Nickel (TN)

Arm cap codes:

Wood

- Candlelight (CL)
- Chocolate (CH)
- Grenada (GR)
- Hard Rock Maple (HM)
- Mahogany (MA)
- Rustic Cherry (RC)
- Summer Flame (SF)
- Havana (HA)

Polyurethane

- Black (PB)
- Grey (PG)
- Taupe (PT)



Rigid Polyester

- Black (EB)
- Grey (EG)
- Taupe (ET)
- White (EW)



Legend Seating Collection



Different fabrics may be specified on the seat and on the back. In this case, use the higher grade of the two. No additional upcharge applies.

		Description					Dimensions
 <p>Open arms 21" seat width</p>	 <p>Closed arms 21" seat width</p>	Guest chair - 21" seat width					Width 24.5
		Open Arms, Model No. LG21-OA					Depth 25.25
		Closed Arms, Model No. LG21-CA					Height 34.25
							Seat Height 18
							Seat Width 21
							Arm Height 26.5
							Com YD-Back: 1
							Com YD-Seat: 0.75
							Com YD-Arms: 1
							Ship Weight 38
							Cubic Feet 13

	COM					
	1	2	3	4	5	6
LG21-OA	790	871	957	1052	1144	1236
LG21-CA	1107	1238	1375	1521	1666	1812

Options: • CAL 133 \$98.00/seat • Moisture barrier \$85.00/seat • Ganging bracket (1 per 2 chairs) \$50.00 • Custom frame finish \$28.00/chair

Arm Caps: • Wood: No Upcharge • Polyurethane: No Upcharge • Rigid Polyester: \$75.00 list/pair • Solid Surface: \$795.00 list/pair

		Description					Dimensions
 <p>Open arms 24" seat width</p>	 <p>Closed arms 24" seat width</p>	Guest chair - 24" seat width					Width 27.5
		Open Arms, Model No. LG24-OA					Depth 25.25
		Closed Arms, Model No. LG24-CA					Height 34.25
							Seat Height 18
							Seat Width 24
							Arm Height 26.5
							Com YD-Back: 1
							Com YD-Seat: 0.75
							Com YD-Arms: 1
							Ship Weight 42
							Cubic Feet 15

	COM					
	1	2	3	4	5	6
LG24-OA	913	1017	1125	1235	1348	1449
LG24-CA	1230	1380	1543	1704	1868	2022



Options: • CAL 133 \$98.00/seat • Moisture barrier \$85.00/seat • Ganging bracket (1 per 2 chairs) \$50.00 • Custom frame finish \$28.00/chair

Arm Caps: • Wood: No Upcharge • Polyurethane: No Upcharge • Rigid Polyester: \$75.00 list/pair • Solid Surface: \$795.00 list/pair




Legend Seating Collection

Different fabrics may be specified on the seat and on the back. In this case, use the higher grade of the two. No additional upcharge applies.

		Description		Dimensions			
 <p>Open arms 31" seat width</p>	 <p>Closed arms 31" seat width</p>	Bariatric chair - 31" seat width		Width 34.5			
		Open Arms, Model No. LB31-OA		Depth 25.25			
		Closed Arms, Model No. LB31-CA		Height 34.25			
				Seat Height 18			
				Seat Width 31			
				Arm Height 26.5			
				Com YD-Back: 1.75			
				Com YD-Seat: 1.25			
				Com YD-Arms: 1			
				Ship Weight 54			
				Cubic Feet 19			
		COM					
		1	2	3	4	5	6
LB31-OA	1150	1298	1452	1606	1763	1924	
LB31-CA	1467	1667	1869	2075	2284	2497	

Options: • CAL 133 \$98.00/seat • Moisture barrier \$85.00/seat • Ganging bracket (1 per 2 chairs) \$50.00 • Custom frame finish \$28.00/chair

Arm Caps: • Wood: No Upcharge • Polyurethane: No Upcharge • Rigid Polyester: \$75.00 list/pair • Solid Surface: \$795.00 list/pair

		Description		Dimensions			
 <p>Hip Chair</p>	Hip Chair		Width 24.5				
	Model No. LEC121E-OA		Depth 28.75				
				Height 40.75			
				Seat Height 24.5			
				Seat Width 21			
				Arm Height 32.5			
				Com YD-Back: 1			
				Com YD-Seat: .75			
				Com YD-Arms: 1			
				Ship Weight 45			
				Cubic Feet 17			
		COM					
		1	2	3	4	5	6
LEC121E-OA	1240	1321	1407	1502	1594	1686	



Options: • CAL 133 \$98.00/seat • Moisture barrier \$85.00/seat • Custom frame finish \$28.00/chair

Arm Caps: • Wood: No Upcharge • Polyurethane: No Upcharge • Rigid Polyester: \$75.00 list/pair • Solid Surface: \$795.00 list/pair





Legend Seating Collection

Different fabrics may be specified on the seat and on the back. In this case, use the higher grade of the two. No additional upcharge applies.

	Description		Dimensions			
 <p>Open arms 21" seat width</p>  <p>Closed arms 21" seat width</p>	Two-seater, no center arm - 21" seat width		Width 45.5 Depth 25.25 Height 34.25 Seat Height 18 Seat Width 21 Arm Height 26.5 Com YD-Back: 2 Com YD-Seat: 1.5 Com YD-Arms: 1 Ship Weight 68 Cubic Feet 25			
	Open Arms, Model No. LEC221N-OA Closed Arms, Model No. LEC221N-CA					
	COM					
	1	2	3	4	5	6
LEC221N-OA	1335	1484	1643	1819	1986	2157
LEC221N-CA	1626	1821	2027	2250	2467	2686

Options: • CAL 133 \$98.00/seat • Moisture barrier \$85.00/seat • Custom frame finish \$50.00/chair

Arm Caps: • Wood: No Upcharge • Polyurethane: No Upcharge • Rigid Polyester: \$75.00 list/pair • Solid Surface: \$795.00 list/pair

	Description		Dimensions			
 <p>Open arms 24" seat width</p>  <p>Closed arms 24" seat width</p>	Two-seater, no center arm - 24" seat width		Width 51.5 Depth 25.25 Height 34.25 Seat Height 18 Seat Width 24 Arm Height 26.5 Com YD-Back: 2.5 Com YD-Seat: 1.5 Com YD-Arms: 1 Ship Weight 76 Cubic Feet 27			
	Open Arms, Model No. LEC224N-OA Closed Arms, Model No. LEC224N-CA					
	COM					
	1	2	3	4	5	6
LEC224N-OA	1562	1752	1951	2155	2363	2548
LEC224N-CA	1853	2089	2335	2586	2843	3078



Options: • CAL 133 \$98.00/seat • Moisture barrier \$85.00/seat • Custom frame finish 50.00/chair

Arm Caps: • Wood: No Upcharge • Polyurethane: No Upcharge • Rigid Polyester: \$75.00 list/pair • Solid Surface: \$795.00 list/pair





Legend Seating Collection

Different fabrics may be specified on the seat and on the back. In this case, use the higher grade of the two. No additional upcharge applies.

	Description		Dimensions			
 <p>Open arms 21" seat width</p>  <p>Closed arms 21" seat width</p>	Two-seater - 21" seat width		Width 46.75			
	Open Arms, Model No. LEC221F-OA Closed Arms, Model No. LEC221F-CA		Depth 25.25			
			Height 34.25			
			Seat Height 18			
			Seat Width 21			
			Arm Height 26.5			
			Com YD-Back: 2			
			Com YD-Seat: 1.5			
			Com YD-Arms: 1			
			Ship Weight 68			
			Cubic Feet 25			
	COM					
	1	2	3	4	5	6
LEC221F-OA	1436	1587	1750	1928	2098	2272
LEC221F-CA	2030	2275	2533	2809	3078	3352

Options: • CAL 133 \$98.00/seat • Moisture barrier \$85.00/seat • Custom frame finish \$50.00/chair

Arm Caps: • Wood: No Upcharge • Polyurethane: No Upcharge • Rigid Polyester: \$113.00 list/set of 3 • Solid Surface: \$1193.00 list/set of 3

	Description		Dimensions			
 <p>Open arms 24" seat width</p>  <p>Closed arms 24" seat width</p>	Two-seater - 24" seat width		Width 52.75			
	Open Arms, Model No. LEC224F-OA Closed Arms, Model No. LEC224F-CA		Depth 25.25			
			Height 34.25			
			Seat Height 18			
			Seat Width 24			
			Arm Height 26.5			
			Com YD-Back: 2.5			
			Com YD-Seat: 1.5			
			Com YD-Arms: 1			
			Ship Weight 76			
			Cubic Feet 27			
	COM					
	1	2	3	4	5	6
LEC224F-OA	1667	1861	2063	2271	2482	2671
LEC224F-CA	2261	2543	2847	3151	3459	3749



Options: • CAL 133 \$98.00/seat • Moisture barrier \$85.00/seat • Custom frame finish 50.00/chair

Arm Caps: • Wood: No Upcharge • Polyurethane: No Upcharge • Rigid Polyester: \$113.00 list/set of 3 • Solid Surface: \$1193.00 list/set of 3





Legend Seating Collection

Different fabrics may be specified on the seat and on the back. In this case, use the higher grade of the two. No additional upcharge applies.

	Description		Dimensions			
 <p>Open arms 21" seat width</p>  <p>Closed arms 21" seat width</p>	Three-seater, no center arm - 21" seat width		Width 66.25 Depth 25.25 Height 34.25 Seat Height 18 Seat Width 21 Arm Height 26.5 Com YD-Back: 3 Com YD-Seat: 2.5 Com YD-Arms: 1.5 Ship Weight 98 Cubic Feet 36			
	Open Arms, Model No. LEC321N-OA Closed Arms, Model No. LEC321N-CA					
COM						
	1	2	3	4	5	6
LEC321N-OA	1942	2165	2404	2668	2918	3174
LEC321N-CA	2234	2502	2788	3099	3399	3704

Options: • CAL 133 \$98.00/seat • Moisture barrier \$85.00/seat • Custom frame finish \$75.00/chair

Arm Caps: • Wood: No Upcharge • Polyurethane: No Upcharge • Rigid Polyester: \$75.00 list/pair • Solid Surface: \$795.00 list/pair

	Description		Dimensions			
 <p>Open arms 24" seat width</p>  <p>Closed arms 24" seat width</p>	Three-seater, no center arm - 24" seat width		Width 75.25 Depth 25.25 Height 34.25 Seat Height 18 Seat Width 24 Arm Height 26.5 Com YD-Back: 3.5 Com YD-Seat: 2.5 Com YD-Arms: 1.5 Ship Weight 116 Cubic Feet 40			
	Open Arms, Model No. LEC324N-OA Closed Arms, Model No. LEC324N-CA					
COM						
	1	2	3	4	5	6
LEC324N-OA	2283	2569	2866	3172	3483	3761
LEC324N-CA	2574	2906	3250	3604	3964	4291



Options: • CAL 133 \$98.00/seat • Moisture barrier \$85.00/seat • Custom frame finish \$75.00/chair

Arm Caps: • Wood: No Upcharge • Polyurethane: No Upcharge • Rigid Polyester: \$75.00 list/pair • Solid Surface: \$795.00 list/pair





Legend Seating Collection

Different fabrics may be specified on the seat and on the back. In this case, use the higher grade of the two. No additional upcharge applies.

		Description		Dimensions			
 Open arms 21" seat width	 Closed arms 21" seat width	Three-seater - 21" seat width		Width 69			
		Open Arms, Model No. LEC321F-OA Closed Arms, Model No. LEC321F-CA		Depth 25.25 Height 34.25 Seat Height 18 Seat Width 21 Arm Height 26.5 Com YD-Back: 3 Com YD-Seat: 2.5 Com YD-Arms: 1.5 Ship Weight 98 Cubic Feet 36			
		COM					
		1	2	3	4	5	6
LEC321F-OA	2130	2357	2600	2867	3123	3383	
LEC321F-CA	3021	3389	3776	4189	4592	5003	

Options: • CAL 133 \$98.00/seat • Moisture barrier \$85.00/seat • Custom frame finish \$75.00/chair

Arm Caps: • Wood: No Upcharge • Polyurethane: No Upcharge • Rigid Polyester: \$150.00 list/set of 4 • Solid Surface: \$1590.00 list/set of 4

		Description		Dimensions			
 Open arms 24" seat width	 Closed arms 24" seat width	Three-seater - 24" seat width		Width 78			
		Open Arms, Model No. LEC324F-OA Closed Arms, Model No. LEC324F-CA		Depth 25.25 Height 34.25 Seat Height 18 Seat Width 24 Arm Height 26.5 Com YD-Back: 3.5 Com YD-Seat: 2.5 Com YD-Arms: 1.5 Ship Weight 116 Cubic Feet 40			
		COM					
		1	2	3	4	5	6
LEC324F-OA	2477	2767	3071	3382	3699	3981	
LEC324F-CA	3368	3791	4246	4703	5165	5597	



Options: • CAL 133 \$98.00/seat • Moisture barrier \$85.00/seat • Custom frame finish \$75.00/chair

Arm Caps: • Wood: No Upcharge • Polyurethane: No Upcharge • Rigid Polyester: \$150.00 list/set of 4 • Solid Surface: \$1590.00 list/set of 4





Legend Rocker Seating Collection

Different fabrics may be specified on the seat and on the back. In this case, use the higher grade of the two. No additional upcharge applies.

	Description		Dimensions			
 <p>Open arms 21" seat width</p>  <p>Closed arms 21" seat width</p>	Guest chair - 21" seat width Open Arms, Model No. LG21-RK-OA Closed Arms, Model No. LG21-RK-CA		Width 24.5 Depth 25.25 Height 34.25 Seat Height 18 Seat Width 21 Arm Height 26.5 Com YD-Back: 1 Com YD-Seat: 0.75 Com YD-Arms: 1 Ship Weight 38 Cubic Feet 13			
	COM					
	1	2	3	4	5	6
LG21-RK-OA	1300	1367	1438	1515	1586	1657
LG21-RK-CA	1592	1700	1814	1934	2047	2161

Options: • CAL 133 \$98.00/seat • Moisture barrier \$85.00/seat • Custom frame finish \$28.00/chair

Arm Caps: • Wood: No Upcharge • Polyurethane: No Upcharge • Rigid Polyester: \$75.00 list/pair • Solid Surface: \$795.00 list/pair

	Description		Dimensions			
 <p>Open arms 24" seat width</p>  <p>Closed arms 24" seat width</p>	Guest chair - 24" seat width Open Arms, Model No. LG24-RK-OA Closed Arms, Model No. LG24-RK-CA		Width 27.5 Depth 25.25 Height 34.25 Seat Height 18 Seat Width 21 Arm Height 26.5 Com YD-Back: 1 Com YD-Seat: 0.75 Com YD-Arms: 1 Ship Weight 42 Cubic Feet 15			
	COM					
	1	2	3	4	5	6
LG24-RK-OA	1414	1499	1588	1678	1766	1843
LG24-RK-CA	1705	1806	1964	2096	2227	2347




Options: • CAL 133 \$98.00/seat • Moisture barrier \$85.00/seat • Custom frame finish \$28.00/chair

Arm Caps: • Wood: No Upcharge • Polyurethane: No Upcharge • Rigid Polyester: \$75.00 list/pair • Solid Surface: \$795.00 list/pair



Legend Seating Collection

Connecting Tables

	Description	Price	Dimensions
	Radius corner table (includes two connecting brackets)		Width 26 Depth 26
	HPL with PVC edge Model No. LTC-90R-P	550	Ship Weight 25 Cubic Feet 2
	HPL with Maple edge Model No. LTC-90R-M	692	
	Solid Surface Model No. LTC-90R-S	922	
	Square corner table (includes two connecting brackets)		Width 26 Depth 26
	HPL with PVC edge Model No. LTC-90S-P	550	Ship Weight 30 Cubic Feet 2
	HPL with Maple edge Model No. LTC-90S-M	692	
	Solid Surface Model No. LTC-90S-S	922	
	Square spacer table (includes two connecting brackets)		Width 18 Depth 18
	HPL with PVC edge Model No. LTC-SP-P	436	Ship Weight 16 Cubic Feet 1
	HPL with Maple edge Model No. LTC-SP-M	583	
	Solid Surface Model No. LTC-SP-S	878	

Available in 8 standard laminate finishes. Please add suffix code to unit Model No.

- Candlelight (CL) • Cherry Blossom (CB) • Chocolate (CH) • Grenada (GR)
- Hardrock Maple (HM) • Mahogany (MA) • Rustic Cherry (RC) • Summer Flame (SF) • Havana (HA)



Legend Seating Collection

Free-Standing Tables

• Freestanding tables ship flat-packed



Square/Rectangular Tables								
Model No.	HPL with 3mm PVC Edge	HPL with Maple Bullnose Edge	Solid Surface	W	D	H	SW	CF
LTF-1818-16	669	854	1063	18	18	16	24	2
LTF-1830-16	827	1071	1367	18	30	16	33	3
LTF-1842-16	990	1299	1653	18	42	16	42	4



Round Tables								
Model No.	HPL with 3mm PVC Edge	HPL with Maple Bullnose Edge	Solid Surface	W	D	H	SW	CF
LTF-20D-16	660	833	1051	20	20	16	24	2

