

Vista II Seating Collection

Ordering Guide

When ordering Vista II seating products, please specify the following information:



Specification codes must be added to unit Model No. as shown below.

Upholstery and additional options must be specified separately.

For connected seating requirements, please contact our sales office for pricing and assistance.

Specification code sample:

SV200 - S - CH - SB

Model No.	Frame finish code	Arm cap code	Back style code
-----------	----------------------	-----------------	--------------------

Specification Codes:

Powdercoat frame finish codes:

- Gunmetal (GM)
- Metallic Beige (MB)
- Smooth Black (SB)
- Smooth Silver (SS)
- Textured Black (TB)
- Textured Nickel (TN)

Arm cap codes:

Wood

- Candlelight (CL)
- Chocolate (CH)
- Grenada (GR)
- Hard Rock Maple (HM)
- Mahogany (MA)
- Rustic Cherry (RC)
- Summer Flame (SF)
- Havana (HA)

Polyurethane


- Black (PB)
- Grey (PG)
- Taupe (PT)

Back style codes:

- Square (SB)
- Round (RB)

Vista II Seating Collection

Different fabrics may be specified on the seat and on the back. In this case, use the higher grade of the two. No additional upcharge applies.

		Description	Dimensions
		Single chair	Width 23.5/26.5 Depth 26.5 Height 35 Seat Height 18.5 Seat Width 21/24 Arm Height 26
		Model No. SV200-21 (21" wide) Model No. SV200-24 (24" wide) * Add back shape code to model number: • Square back (-SB) • Round back (-RB)	Com YD-Backs: 1.25 Com YD-Seats: 0.75 Ship Weight 38 Cubic Feet 15


	COM	1	2	3	4	5	6
SV200-21	970	1063	1159	1257	1355	1454	
SV200-24	1080	1172	1265	1359	1456	1553	

Options: • CAL 133 \$98.00/seat • Moisture barrier \$85.00/seat

Arm Caps: • Wood: No Upcharge • Polyurethane: No Upcharge • Rigid Polyester: \$75.00 list/pair • Solid Surface: \$795.00 list/pair



Flex-back option (available on SV200-21 and 24 only) \$225.00 list

		Description	Dimensions
		Bariatric chair	Width 33.5 Depth 26.5 Height 35 Seat Height 18.5 Seat Width 31 Arm Height 26.5
		Model No. SV210 * Add back shape code to model number: • Square back (-SB) • Round back (-RB)	Com YD-Backs: 1.75 Com YD-Seats: 1.25 Ship Weight 50 Cubic Feet 21


	COM	1	2	3	4	5	6
SV210	1291	1433	1577	1724	1873	2025	

Options: • CAL 133 \$98.00/seat • Moisture barrier \$85.00/seat

Arm Caps: • Wood: No Upcharge • Polyurethane: No Upcharge • Rigid Polyester: \$75.00 list/pair • Solid Surface: \$795.00 list/pair

Vista II Seating Collection

Different fabrics may be specified on the seat and on the back. In this case, use the higher grade of the two. No additional upcharge applies.


			Description	Dimensions	21"	24"	31"	
	21" seat width	24" seat width	31" seat width	Highback patient chair	Width	23.5	26.3	33.5
				Model No. SV240-21 (21" wide)	Depth	26.5	26.5	26.5
				Model No. SV240-24 (24" wide)	Height	45.5	45.5	45.5
				Model No. SV240-31 (31" wide - Bariatric)	Seat Height	18.5	18.5	18.5
				* Add back shape code to model number:	Seat Width	21	24	31
				• Square back (-SB)	Arm Height	26	26	26
				• Round back (-RB)	Com YD-Backs:	1.75	2	2.25
					Com YD-Seats:	0.75	1	1.25
					Ship Weight	46	54	56
					Cubic Feet	20	21	24

	COM					
	1	2	3	4	5	6
SV240-21	1182	1334	1490	1648	1808	1973
SV240-24	1297	1445	1598	1752	1910	2069
SV240-31	1451	1601	1755	1910	2070	2231

Options: • CAL 133 \$98.00/seat • Moisture barrier \$85.00/seat
 • Mobility Option (Consists of rear-leg wheels and a handle built into the chairback, for easier mobility) \$195 list
Arm Caps: • Wood: No Upcharge • Polyurethane: No Upcharge • Rigid Polyester: \$75.00 list/pair • Solid Surface: \$795.00 list/pair



Flex-back option (on 21" and 24" guest and patient chairs) \$225.00 list

		Description	Dimensions
		Foot rest	Width 18.5
		Model No. SV2FR (for use with both 21" and 24" chair models)	Depth 14 Height 13
			Com YD: 0.75 Ship Weight 15 Cubic Feet 3

	COM					
	1	2	3	4	5	6
SV2FR	537	564	591	621	651	679

Options: • CAL 133 \$45.00

Vista II Seating Collection

Different fabrics may be specified on the seat and on the back. In this case, use the higher grade of the two. No additional upcharge applies.



Description

Hip chair
Model No. SV250
 * Add back shape code to model number:
 • Square back (-SB)
 • Round back (-RB)

Dimensions

Width 23.5
 Depth 26.5
 Height 41
 Seat Height 24.5
 Seat Width 21
 Arm Height 32
 Com YD-Backs: 1.25
 Com YD-Seats: 0.75
 Ship Weight 46
 Cubic Feet 18

COM

	1	2	3	4	5	6
SV250	1694	1792	1890	1991	2093	2197

Options: • CAL 133 \$98.00/seat • Moisture barrier \$85.00/seat

Arm Caps: • Wood: No Upcharge • Polyurethane: No Upcharge • Rigid Polyester: \$75.00 list/pair • Solid Surface: \$795.00 list/pair



Description

Settee chair
Model No. SV200-42
 * Add back shape code to model number:
 • Square back (-SB)
 • Round back (-RB)

Dimensions

Width 44.5
 Depth 26.5
 Height 35
 Seat Height 18.5
 Seat Width 42
 Arm Height 26.5
 Com YD-Backs: 2.5
 Com YD-Seats: 1.5
 Ship Weight 64
 Cubic Feet 25

COM



	1	2	3	4	5	6
SV200-42	1618	1811	2007	2207	2410	2617

Options: • CAL 133 \$196.00/seat • Moisture barrier \$170.00/seat

Arm Caps: • Wood: No Upcharge • Polyurethane: No Upcharge • Rigid Polyester: \$75.00 list/pair • Solid Surface: \$795.00 list/pair

Vista II Seating Collection



Different fabrics may be specified on the seat and on the back. In this case, use the higher grade of the two. No additional upcharge applies.

		Description	Dimensions
		Two-seater, no center arm Model No. SV220N-21 (21" wide) Model No. SV220N-24 (24" wide) * Add back shape code to model number: • Square back (-SB) • Round back (-RB)	Width 44/50 Depth 26.5 Height 35 Seat Height 18.5 Seat Width 21/24 Arm Height 26.5 Com YD-Backs: 2.5 Com YD-Seats: 1.5 Ship Weight 62 Cubic Feet 28

	COM					
	1	2	3	4	5	6
SV220N-21	1499	1679	1862	2049	2238	2430
SV220N-24	1622	1815	2010	2211	2414	2621

Options: • CAL 133 \$98.00/seat • Moisture barrier \$85.00/seat

Arm Caps: • Wood: No Upcharge • Polyurethane: No Upcharge • Rigid Polyester: \$75.00 list/pair • Solid Surface: \$795.00 list/pair

		Description	Dimensions
		Two-seater with half center arm Model No. SV220H-21 (21" wide) Model No. SV220H-24 (24" wide) * Add back shape code to model number: • Square back (-SB) • Round back (-RB)	Width 45/51 Depth 26.5 Height 35 Seat Height 18.5 Seat Width 21/24 Arm Height 26.5 Com YD-Backs: 2.5 Com YD-Seats: 1.5 Ship Weight 65 Cubic Feet 28



	COM					
	1	2	3	4	5	6
SV220H-21	1682	1863	2049	2236	2427	2622
SV220H-24	1804	1988	2172	2362	2554	2750

Options: • CAL 133 \$98.00/seat • Moisture barrier \$85.00/seat

Arm Caps: • Wood: No Upcharge • Polyurethane: No Upcharge • Rigid Polyester: \$113.00 list/set of 3 • Solid Surface: \$1193.00 list/set of 3

Vista II Seating Collection



Different fabrics may be specified on the seat and on the back. In this case, use the higher grade of the two. No additional upcharge applies.

Description		Dimensions
 <p>21" seat width</p>	 <p>24" seat width</p>	<p>Two-seater with full center arm</p> <p>Model No. SV220F-21 (21" wide) Model No. SV220F-24 (24" wide)</p> <p>* Add back shape code to model number: • Square back (-SB) • Round back (-RB)</p>
		<p>Width 45/51 Depth 26.5 Height 35 Seat Height 18.5 Seat Width 21/24 Arm Height 26.5</p> <p>Com YD-Backs: 2.5 Com YD-Seats: 1.5 Ship Weight 68 Cubic Feet 28</p>

	COM					
	1	2	3	4	5	6
SV220F-21	1781	1963	2148	2338	2530	2723
SV220F-24	1903	2102	2304	2510	2720	2933

Options: • CAL 133 \$98.00/seat • Moisture barrier \$85.00/seat

Arm Caps: • Wood: No Upcharge • Polyurethane: No Upcharge • Rigid Polyester: \$113.00 list/set of 3 • Solid Surface: \$1193.00 list/set of 3

Description		Dimensions
 <p>21" seat width</p>	 <p>24" seat width</p>	<p>Three seater, no center arm</p> <p>Model No. SV230N-21 (21" wide) Model No. SV230N-24 (24" wide)</p> <p>* Add back shape code to model number: • Square back (-SB) • Round back (-RB)</p>
		<p>Width 64.5/73.5 Depth 26.5 Height 35 Seat Height 18.5 Seat Width 21/24 Arm Height 26</p> <p>Com YD-Backs: 3.75 Com YD-Seats: 2.25 Ship Weight 86 Cubic Feet 42</p>



	COM					
	1	2	3	4	5	6
SV230N-21	2160	2456	2756	3062	3372	3690
SV230N-24	2368	2666	2968	3276	3589	3909

Options: • CAL 133 \$98.00/seat • Moisture barrier \$85.00/seat

Arm Caps: • Wood: No Upcharge • Polyurethane: No Upcharge • Rigid Polyester: \$75.00 list/pair • Solid Surface: \$795.00 list/pair

Vista II Seating Collection



Different fabrics may be specified on the seat and on the back. In this case, use the higher grade of the two. No additional upcharge applies.

Description		Dimensions
 21" seat width	 24" seat width	Three-seater with half center arm Model No. SV230H-21 (21" wide) Model No. SV230H-24 (24" wide) * Add back shape code to model number: • Square back (-SB) • Round back (-RB)
		Width 66.5/75.5 Depth 26.5 Height 35 Seat Height 18.5 Seat Width 21/24 Arm Height 26 Com YD-Backs: 3.75 Com YD-Seats: 2.25 Ship Weight 92 Cubic Feet 42

	COM					
	1	2	3	4	5	6
SV230H-21	2485	2785	3088	3398	3712	4033
SV230H-24	2703	3004	3308	3622	3935	4260

Options: • CAL 133 \$98.00/seat • Moisture barrier \$85.00/seat

Arm Caps: • Wood: No Upcharge • Polyurethane: No Upcharge • Rigid Polyester: \$300.00/set of 4 • Solid Surface: \$3180.00/set of 4

Description		Dimensions
 21" seat width	 24" seat width	Three-seater with full center arm Model No. SV230F-21 (21" wide) Model No. SV230F-24 (24" wide) * Add back shape code to model number: • Square back (-SB) • Round back (-RB)
		Width 66.5/75.5 Depth 26.5 Height 35 Seat Height 18.5 Seat Width 21/24 Arm Height 26 Com YD-Backs: 3.75 Com YD-Seats: 2.25 Ship Weight 98 Cubic Feet 42


	COM					
	1	2	3	4	5	6
SV230F-21	2596	2895	3195	3511	3821	4148
SV230F-24	2810	3112	3419	3732	4047	4373

Options: • CAL 133 \$98.00/seat • Moisture barrier \$85.00/seat


Arm Caps: • Wood: No Upcharge • Polyurethane: No Upcharge • Rigid Polyester: \$300.00/set of 4 • Solid Surface: \$3180.00/set of 4

Vista II Seating Collection

Benches

Description		Dimensions					
	Single seat bench	Width 23.5 Depth 25 Seat Height 18 Seat Width 21 Arm Height 24 Com YD 1 Ship Weight 28 Cubic Feet 10					
	Model No. V2B-21						
		COM					
		1	2	3	4	5	6
V2B-21	864	916	968	1020	1073	1128	


Options: • CAL 133 \$45.00 • Moisture barrier \$40.00 • Poly arms: no upcharge

Description		Dimensions					
	Bariatric single bench	Width 33.5 Depth 25 Seat Height 18 Seat Width 31 Arm Height 24 Com YD 1.5 Ship Weight 38 Cubic Feet 12					
	Model No. V2B-31						
		COM					
		1	2	3	4	5	6
V2B-31	1175	1255	1336	1419	1504	1588	


Options: • CAL 133 \$70.00 • Moisture barrier \$60.00 • Poly arms: no upcharge

Vista II Seating Collection

Benches

	Description	Dimensions					
	Two seater bench Model No. V2B-42	Width 44.5 Depth 25 Seat Height 18 Seat Width 42 Arm Height 24 Com YD 2 Ship Weight 46 Cubic Feet 16					
		COM 1 2 3 4 5 6					
V2B-42	1272	1374	1480	1587	1695	1806	




Options: • CAL 133 \$90.00 • Moisture barrier \$80.00 • Poly arms: no upcharge

	Description	Dimensions					
	Three seater bench Model No. V2B-63	Width 65.5 Depth 25 Seat Height 18 Seat Width 63 Arm Height 24 Com YD 3 Ship Weight 65 Cubic Feet 22					
		COM 1 2 3 4 5 6					
V2B-63	1719	1872	2029	2187	2349	2513	

Options: • CAL 133 \$135.00 • Moisture barrier \$120.00 • Poly arms: no upcharge

Vista II Seating Collection

Connecting Tables


	Description	Price	Dimensions
	Radius corner table (includes two connecting brackets)		Width 28 Depth 28 Height 17
	HPL with PVC edge Model No. UCT-90R-P	613	Ship Weight 25 Cubic Feet 2
	HPL with Maple edge Model No. UCT-90R-M	853	
	Solid Surface Model No. UCT-90R-S	922	
	Square corner table (includes two connecting brackets and one support leg)		Width 28 Depth 28 Height 17
	HPL with PVC edge Model No. V2TC-90S-P	613	Ship Weight 30 Cubic Feet 2
	HPL with Maple edge Model No. V2TC-90S-M	853	
	Solid Surface Model No. V2TC-90S-S	922	
	Square spacer table (includes two connecting brackets)		Width 22 Depth 22 Height 17
	HPL with PVC edge Model No. UCT-SP-P	451	Ship Weight 16 Cubic Feet 1
	HPL with Maple edge Model No. UCT-SP-M	670	
	Solid Surface Model No. UCT-SP-S	878	

Available in 8 standard laminate finishes. Please add suffix code to unit Model No.

- Candlelight (CL) • Chocolate (CH) • Grenada (GR)
- Hardrock Maple (HM) • Mahogany (MA) • Rustic Cherry (RC) • Summer Flame (SF) • Havana (HA)

Vista II Seating Collection

Free-Standing Tables

	Description	Price	Dimensions
	22 x 22 square table Height: 17 HPL with PVC edge Model No. V2F-222217-P	669	Width 22 Depth 22 Height 17 Ship Weight 27 Cubic Feet 2
	HPL with Maple edge Model No. V2F-222217-M	854	
	Solid Surface Model No. V2F-222217-S	1063	
	22 x 36 rectangular table Height: 17 HPL with PVC edge Model No. V2F-223617-P	827	Width 36 Depth 22 Height 17 Ship Weight 38 Cubic Feet 3
	HPL with Maple edge Model No. V2F-223617-M	1071	
	Solid Surface Model No. V2F-223617-S	1367	
	22 x 48 rectangular table Height: 17 HPL with PVC edge Model No. V2F-224817-P	990	Width 48 Depth 22 Height 17 Ship Weight 48 Cubic Feet 4
	HPL with Maple edge Model No. V2F-224817-M	1299	
	Solid Surface Model No. V2F-224817-S	1653	