

# Fortress Case Goods

## For Behavioral Health

### Product Specifications



#### Construction - Case Goods

- Cabinets are constructed with 3mm PVC edging that can be specified as matching or as a solid color contrast. All edges will be sealed including gables and drawer bottoms
- Tops will be 1" thickness, surfaced with high pressure laminate. Tops edged with 3mm PVC
- All drawer fronts and doors will be a minimum 3/4" thickness unless otherwise specified. Drawer sides will be epoxy coated steel with 5/8" white melamine bottoms and backs
- All Fortress series cabinets feature 3/4" backs surfaced with matching laminate
- Wardrobes feature steel piano hinge. Glides will be minimum 5/8" diameter and will be non-marring, corrosion-proof plastic

#### Features

- Limited Lifetime Warranty
- Drawers are non-removable without a special tool
- Ligature-resistant features include inset pulls, continuous hinges and J-Bar in wardrobe
- Cabinet tops are 1" thick and flush-mounted to inhibit handling of the unit
- Wardrobe doors hung on steel piano hinges
- Wardrobe top is sloped to eliminate non-visual surface area
- All joints reinforced with double-dowel construction

#### Options

- Custom finishes
- Custom dimensions
- Can be bolted to wall if required
- Bed options include restraint loops and bolt-to-floor brackets
- Units can be supplied with various lock types
- Wood bullnose edge option available

#### Construction - Platform Bed







- Platform Bed features double-wall construction consisting of a 3/4" 7-Ply poplar plywood ladder-style inner framework with (4) cross-members
- All joints are doweled and glued
- Exterior walls constructed of 3/4" laminated particle board, attached with concealed screws from the inside
- All edges are edged with 3mm PVC tape attached with high-strength adhesive
- All fasteners are tamper-resistant
- Glides are adjustable but non-removable

*See next page for product dimensions, weights etc.*

# Fortress Case Goods

## For Behavioral Health

### Product Specifications







	Model #	Width	Height	Depth
 3-drawer bedside table	SF120	19	29.5	18.625
 Open shelves bedside table	SF130	19	29.5	18.625
 3-drawer dresser	SF200	31	29.5	18.625
 Open shelves dresser	SF205	31	29.5	18.625
 4-drawer chest	SF210	31	37.75	18.625
 Open shelves chest	SF215	31	37.75	18.625

*Continued on next page*

# Fortress Case Goods

## For Behavioral Health

### Product Specifications



	Model #	Width	Height	Depth
 Single Wardrobe, interior shelf with J-Bar	SF330-L SF330-R	24 24	73.5 73.5	22.5 22.5
 Single Wardrobe open fixed shelves	SF340	24	73.5	22.5
 Double Wardrobe interior shelf with J-Bar	SF300	36	73.5	22.5
 Double Wardrobe open fixed shelves	SF310	36	73.5	22.5
 3 drawer pedestal desk	SR400-L SR400-R	47 47	30.25 30.25	18.625 18.625
 Open fixed shelves desk	SR410-L SR410-R	47 47	30.25 30.25	18.625 18.625



*Continued on next page*

# Fortress Case Goods

## For Behavioral Health

### Product Specifications

	Model #	Width	Height	Depth
 Platform Bed	SF500	82	15	38.25
 Platform Bed with rounded corners	SF550	82	15	38.25

	Model	Width	Height	Depth	Cubic
 Seamless, tear-resistant cover	SF36805	80	5	36	14
 Seamless, tear-resistant cover with built-in pillow	SF36805-PW	80	5	36	14