

# Legend Seating Collection

## For Healthcare Environments

### Product Specifications



#### Construction

- Fully welded chair frame is constructed of 14 gauge 1 1/2 x 1/2", 1 1/2 x 3/4" and 1 x 1" steel tubing, and 1/8" and 3/16" thick formed steel components and powder coated for long life.
- Contoured back panel is constructed of laminated, high density hardwood veneers using a RF process and a UF resin with very low offgas emissions
- Plywood seat panel is covered with a hytrel elastomer composite that retains its original shape for long life and enhanced comfort
- Foam contains environmental-friendly bio- based materials, and is California TB117-2013 Compliant. Hi-resiliency foam resists flattening for longer life and enhanced comfort
- Optional polyurethane arm caps are self skinning (ISKIN) foam overmolded on a steel insert. These arm caps are treated with an antimicrobial agent for healthcare applications, and may be disinfected with diluted hydrogen peroxide, alcohol and bleach solutions
- European Beech arm caps are 5 axis CNC machined, then sanded with 220 grit paper for an extra smooth finish
- Optional rigid polyester resin arm caps with plywood core
- Durable non-marking nylon glides

#### Features

- Limited Lifetime Warranty
- Fully welded 14-gauge powder-coated steel frame
- Available in 3 seat widths: 21", 24" and 31"
- Seat, back and arm caps can be easily replaced if necessary
- Arm caps designed for easy ingress and egress
- Wall-saver frame design protects walls from damage
- Clean-out spacing between seat and back

#### Options

- Choice of wood, polyurethane, rigid polyester or solid surface arm caps
- Contrasting fabrics
- Custom frame finishes
- Custom wood arm finishes
- Coordinating tabletops available in solid surface
- Optional Ganging clip available
- CAL TB 133 Compliance
- Moisture Barrier









*See next page for product dimensions, weights etc.*

# Legend Seating Collection

## For Healthcare Environments

### Standards & Specifications

#### Open Arm Collection

	Model #	Width	Height	Depth	Seat Height	Seat Width	Arm Height	COM Yard Back	COM Yard Seat	Weight	Weight* Rating
 Guest chair, 21" seat	LG21-OA	24.5	34.25	25.25	18	21	26.5	1	0.75	38 lbs	500 lbs
 Guest chair, 24" seat	LG24-OA	27.5	34.25	25.25	18	24	26.5	1	0.75	42 lbs	500 lbs
 Bariatric chair, 31" seat	LB31-OA	34.5	34.25	25.25	18	31	26.5	1.75	1.25	54 lbs	750 lbs
 Hip Chair	LEC121E-OA	24.5	40.75	28.75	24.5	21	32.5	1	.75	45 lbs	500 lbs
 Two-seater, 21" seats	LEC221N-OA	45.5	34.25	25.25	18	21	26.5	2	1.5	68 lbs	750 lbs
 Two-seater, 24" seats	LEC224N-OA	51.5	34.5	25.25	18	24	26.5	2.5	1.5	76 lbs	750 lbs
 Two-seater, center arm, 21" seats	LEC221F-OA	46.75	34.5	25.25	18	21	26.5	2	1.5	68 lbs	750 lbs
 Two-seater, center arm, 24" seats	LEC224F-OA	52.75	34.5	25.25	18	24	26.5	2.5	1.5	76 lbs	750 lbs

\*Certified to BIFMA X5.4-2012 Standard. Weights listed below are extrapolated from the Seating Durability and Drop Text procedures of this standard. Contact customer service for more information.





Continued on next page

# Legend Seating Collection

## For Healthcare Environments

### Standards & Specifications

#### Open Arm Collection

	Model #	Width	Height	Depth	Seat Height	Seat Width	Arm Height	COM Yard Back	COM Yard Seat	Weight	Weight* Rating
 Three-seater, 21" seats	LEC321N-OA	66.25	34.25	25.25	18	21	26.5	3	2.5	98 lbs	1000 lbs
 Three-seater, 24" seat	LEC324N-OA	75.25	34.25	25.25	18	24	26.5	3.5	2.5	116 lbs	1000 lbs
 Three-seater, center arms, 21" seats	LEC321F-OA	69	34.25	25.25	18	21	26.5	3	2.5	98 lbs	1000 lbs
 Three-seater, center arms, 24" seats	LEC324F-OA	78	34.25	25.25	18	24	26.5	3.5	2.5	116 lbs	1000 lbs

\*Certified to BIFMA X5.4-2012 Standard. Weights listed below are extrapolated from the Seating Durability and Drop Text procedures of this standard. Contact customer service for more information.








*Continued on next page*

# Legend Seating Collection

## For Healthcare Environments

### Standards & Specifications

#### Closed Arm Collection

	Model #	Width	Height	Depth	Seat Height	Seat Width	Arm Height	COM Yard Back	COM Yard Seat	Weight	Weight* Rating
 Guest chair, 21" seat	LG21-CA	24.5	34.25	25.25	18	21	26.5	1	0.75	38 lbs	500 lbs
 Guest chair, 24" seat	LG24-CA	27.5	34.25	25.25	18	24	26.5	1	0.75	42 lbs	500 lbs
 Bariatric chair, 31" seat	LB31-CA	34.5	34.25	25.25	18	31	26.5	1.75	1.25	54 lbs	750 lbs
 Two-seater, 21" seats	LEC221N-CA	48.25	34.25	25.25	18	21	26.5	2	1.5	68 lbs	750 lbs
 Two-seater, 24" seats	LEC224N-CA	52.25	34.5	25.25	18	24	26.5	2.5	1.5	76 lbs	750 lbs
 Two-seater, center arm, 21" seats	LEC221F-CA	48.25	34.5	25.25	18	21	26.5	2	1.5	68 lbs	750 lbs
 Two-seater, center arm, 24" seats	LEC224F-CA	52.25	34.5	25.25	18	24	26.5	2.5	1.5	76 lbs	750 lbs

\*Certified to BIFMA X5.4-2012 Standard. Weights listed below are extrapolated from the Seating Durability and Drop Text procedures of this standard. Contact customer service for more information.





*Continued on next page*

# Legend Seating Collection

## For Healthcare Environments

### Standards & Specifications

#### Closed Arm Collection

	Model #	Width	Height	Depth	Seat Height	Seat Width	Arm Height	COM Yard Back	COM Yard Seat	Weight	Weight* Rating
 Three-seater, 21" seats	LEC321N-CA	70	34.25	25.25	18	21	26.5	3	2.5	98 lbs	1000 lbs
 Three-seater, 24" seat	LEC324N-CA	77.5	34.25	25.25	18	24	26.5	3.5	2.5	116 lbs	1000 lbs
 Three-seater, center arms, 21" seats	LEC321F-CA	70	34.25	25.25	18	21	26.5	3	2.5	98 lbs	1000 lbs
 Three-seater, center arms, 24" seats	LEC324F-CA	77.5	34.25	25.25	18	24	26.5	3.5	2.5	116 lbs	1000 lbs

\*Certified to BIFMA X5.4-2012 Standard. Weights listed below are extrapolated from the Seating Durability and Drop Text procedures of this standard. Contact customer service for more information.