

legend

seating for behavioral health



legend bh

Legend Seating for Behavioral Health provides durability, safety and an attractive aesthetic. The chair can be specified in three seat widths. Sled base and wall-saver rear leg design are standard. Legend also includes square and rectangular freestanding tables.

Features


- Limited Lifetime Warranty
- Fully-welded 14-gauge powdercoated steel frame
- All fasteners are tamper-resistant
- Wallsaver leg design protects walls from damage
- Nylon glides are non-removable and protect floors from damage

Options

- Custom frame and arm cap finishes
- Choice of wood, polyurethane, rigid polyester or solid surface arm caps
- Contrasting fabrics
- Bolt-to-floor brackets
- Added weight
- CAL TB 133 Compliance
- Moisture Barrier



Stance Healthcare seating products are Level Certified. To learn more, visit www.levelcertified.org.



features



Extended handgrip design enables easier ingress and egress



Arm caps available in choice of 4 material types



Wall saver rear leg design prevents damage to walls



Clean-out space between seat and back



Fully-welded frame design eliminates fasteners that can loosen over time



Table tops feature rounded edges to reduce risk of injury

Statement of Line



Guest chair,
21" seat width
W 24.5
D 25.25
H 34.25
Seat H 18
Seat W 21
Arm H 26.5



Guest chair,
21" seat width,
fully closed arms
W 24.5
D 25.25
H 34.25
Seat H 18
Seat W 21
Arm H 26.5



Guest chair,
24" seat width
W 27.5
D 25.25
H 34.25
Seat H 18
Seat W 24
Arm H 26.5



Guest chair,
24" seat width,
fully closed arms
W 27.5
D 25.25
H 34.25
Seat H 18
Seat W 24
Arm H 26.5



Guest chair,
31" seat width
W 34.5
D 25.25
H 34.25
Seat H 18
Seat W 31
Arm H 26.5



Guest chair,
31" seat width,
fully closed arms
W 34.5
D 25.25
H 34.25
Seat H 18
Seat W 31
Arm H 26.5

Freestanding Tables



Freestanding Table,
Square
W 18
D 18
H 18



Freestanding Table,
Rectangle
W 18
D 30
H 18



Freestanding Table,
Rectangle
W 18
D 42
H 18



Solid surface finish selection:



Glacier
White




Cameo
White



Antarctica



Bisque



Linen



Everest



Savannah



Canyon



Deep
Cloud



Deep
Nocturne



Beech
Nuwood




Mahogany
Nuwood

Wood/laminate finish selection:



Hardrock
Maple (HM)



Candlelight
(CL)



Rustic Cherry
(RC)




Summer Flame
(SF)




Havana
(HA)



Mahogany
(MA)




Grenada
(GR)



Chocolate
(CH)

Metal frame finish selections:



Smooth
Black (SB)



Textured
Black (TB)



Textured
Nickel (TN)



Smooth
Silver (SS)




Gunmetal
(GM)



Metallic
Beige (MB)

Polyurethane arm cap finishes:



Black (PB)



Grey (PG)



Taupe (PT)

Rigid polyester arm cap finishes:



Black (EB)



Grey (EG)



Taupe (ET)



White (EW)



STANCE | HEALTHCARE

45 Goodrich Drive Kitchener, ON N2C 0B8 tel 1.877.395.2623 fax 1.877.395.6270 stancehealthcare.com
S07-20 © Stance Healthcare Inc. all rights reserved.

