

Oasis Seating Collection

For Healthcare Environments

Product Specifications



Construction

- Back frame constructed of a welded armature consisting of 14 gauge tubing and 3/16" flat bar, and is molded into the foam
- Fully welded side end frames are constructed of 14 gauge, 1 5/8" round steel tubing and 3/16" thick stretchers. Powder coated for long life
- Fully welded seat frame is constructed of 11 gauge, 1 x 1/2" and 1 x 2" steel tubing, and 1/8" and 3/16" thick formed steel components and powder coated for long life
- Plywood seat panel is covered with a hytrel elastomer composite that retains its original shape for long life and enhanced comfort
- Foam contains environmental-friendly bio-based materials, and is California TB117-2013 Compliant. Hi-resiliency foam resists flattening for longer life and enhanced comfort
- Optionally available polyurethane arm caps features self skinning (ISKIN) foam overmolded on a steel insert. These arm caps are treated with an antimicrobial agent for healthcare applications, and may be disinfected with diluted hydrogen peroxide, alcohol and bleach solutions

Features

- 11-gauge powder-coated steel seat frame
- Available in 21" and 31" seat widths
- Seat covers, back covers and arm caps can be easily replaced if necessary
- Multiple-Seat units available with or without intervening arms
- Arm caps designed for easy ingress and egress

Options






- Choice of wood, polyurethane, polyester or solid surface arm caps
- Contrasting fabrics
- Custom frame finishes
- Custom wood arm finishes
- Coordinating tabletops available in solid surface
- CAL TB 133 Compliance
- Moisture Barrier

See next page for product dimensions, weights etc.

Oasis Seating Collection

For Healthcare Environments

Product Specifications

	Model #	Width	Height	Depth	Seat Height	Seat Width	Arm Height	COM Yard Back	COM Yard Seat	Weight	Weight* Rating
 Guest chair	S06501	25.5	34.5	25.5	18.5	21	26	1.25	0.75	50 lbs	500 lbs
 Bariatric chair	S06508	35.5	34.5	25.5	18.5	31	26	1.75	1.25	78 lbs	750 lbs
 Highback single chair	S06509	25.5	44.5	25.5	18.5	21	26	1.75	0.75	56 lbs	500 lbs
 Footstool	SF2500-W	18.5	13	14	NA	NA	NA	NA	NA	16 lbs	NA
 Hip chair	S06510	25.5	40.5	25.5	24.5	21	32	1.25	0.75	68 lbs	400 lbs





*Certified to BIFMA X5.4-2012 Standard. Weights listed below are extrapolated from the Seating Durability and Drop Test procedures of this standard. Contact customer service for more information.

Continued on next page

Oasis Seating Collection

For Healthcare Environments

Product Specifications

	Model #	Width	Height	Depth	Seat Height	Seat Width	Arm Height	COM Yard Back	COM Yard Seat	Weight	Weight* Rating
 Two-seater	S06502	46.75	34.5	25.5	18.5	21	26	2.5	1.5	96 lbs	750 lbs
 Two-seater with intervening arm	S06504	48.25	34.5	25.5	18.5	21	26	2.5	1.5	113 lbs	750 lbs
 Three-seater	S06505	68	34.5	25.5	18.5	21	26	3.75	2.25	130 lbs	1000 lbs
 Three-seater with intervening arms	S06502	71	34.5	25.5	18.5	21	26	3.75	2.25	162 lbs	1000 lbs

*Certified to BIFMA X5.4-2012 Standard. Weights listed below are extrapolated from the Seating Durability and Drop Text procedures of this standard. Contact customer service for more information.