

# occasional tables



# occasional tables

Although designed to complement our individual healthcare seating products, our collection of occasional tables can be mixed and matched or specified on their own, as a finishing touch for any healthcare space.

Featuring a combination of European Steamed Beech, Powdercoated 14 ga. Steel and high-pressure laminate components, these tables are built to exceed BIFMA standards, and are designed for placement in 24/7 healthcare environments.

Wood and laminate components are available in our seven attractive woodgrain finishes.



Occasional tables are designed to complement Stance Healthcare seating products



Cassia Lounge Seating



Legend BH Seating
















Legend Multiple Seating



Onward Guest Seating

# Statement of Line

	Square/Rectangular Sizes	Round Sizes
<b>Boardwalk</b> 	22 x 22 x 16 H 22 x 36 x 16 H 22 x 48 x 16 H	NA
<b>Vista/Onward</b> 	22 x 22 x 16 H 22 x 36 x 16 H 22 x 48 x 16 H	NA
<b>Integrity</b> 	18 x 18 x 16 H 18 x 30 x 16 H 18 x 42 x 16 H	18 Dia. x 16 H
<b>Vista II</b> 	22 x 22 x 16 H 22 x 36 x 16 H 22 x 48 x 16 H	NA
<b>Cassia</b> 	18 x 24 x 16 H 24 x 24 x 16 H 24 x 30 x 16 H 24 x 36 x 16 H 24 x 42 x 16 H	NA
<b>Huxley</b> 	20 x 20 x 17 H 18 x 40 x 13 H	NA
<b>Legend BH</b> 	18 x 18 x 16 H 18 x 30 x 16 H 18 x 42 x 16 H	NA

	Square/Rectangular Sizes	Round Sizes
<b>Oasis</b> 	22 x 22 x 16 H 22 x 36 x 16 H 22 x 48 x 16 H	NA
<b>Accent</b> 	18 x 18 x 16 H 18 x 34 x 16 H	NA
<b>Legend</b> 	18 x 18 x 16 H 18 x 30 x 16 H 18 x 42 x 16 H	20 Dia. x 16 H
<b>Attesa</b> 	23 x 23 x 16 H 30 x 30 x 16 H 23 x 46 x 16 H	NA
<b>Drum Table</b> 	NA	20 Dia. x 15 H 20 Dia. x 20 H 24 Dia. x 15 H 24 Dia. x 20 H
<b>Cassia BH</b> 	18 x 24 x 16 H 24 x 24 x 16 H 24 x 30 x 16 H 24 x 36 x 16 H 24 x 42 x 16 H	NA

**CORIAN®**  
SOLID SURFACE


**Solid surface finish selection:**



**Laminate/wood finish selection:**



**Metal frame finish selections: \*Custom frame finishes available on request**



**Other solid surface, laminate and metal finishes available upon request.**



STANCE | HEALTHCARE

45 Goodrich Drive   Kitchener, ON   N2C 0B8   tel 1.877.395.2623   fax 1.877.395.6270   stancehealthcare.com  
S07-19   © Stance Healthcare Inc. all rights reserved.

