

# overbed tables





# olsen

Olsen is an attractive, highly functional Overbed Table featuring smooth and quiet height adjustability that can be positioned infinitely between 28" and 45" high. Additionally, Olsen offers an optional flip-up extension that provides an additional 10" of surface area.

- Height Adjustment Mechanism: Pneumatic cylinder mechanism with infinite height positioning
- Weight Capacity: 25 lbs
- Height Range: 28" - 45", infinite positioning
- Top Size: 18" x 32" with extension 18" x 44"
- Top Construction: Seamless thermofoil laminate over 3/4" engineered MDF, surface recessed for spill containment
- Column Construction: 1/8" wall thickness reinforced extruded aluminum
- Base Construction: 11-gauge steel (3mm) low profile base
- Base Height: 2"
- Total Weight: 40 lbs, 43.5 lbs with top extension



Olsen Overbed Table - Model ST200  
Base finish: Silver  
Top finish: Rustic Cherry



Olsen Overbed Table with Extension - Model ST200-EXT  
shown with optional wire basket



## transcend

- Height Adjustment Mechanism: Gas Cylinder mechanism with infinite height positioning
- Weight Capacity: 25 lbs
- Height Range: 29.5" - 44.5", infinite positioning
- Top Size: 18" x 32" x 3/4" thick
- Top Construction: (Model No. ST180-TH) Seamless thermofoil laminate over 3/4" engineered MDF, surface recessed for spill containment
- Top Construction: (Model No. ST180-PR) 1" thick particle board substrate, surfaced with high-pressure laminate and edged with seamless poly-resin raised edge
- Column Construction: Anodized aluminum extrusion with internal gas cylinder mechanism
- Base Construction: 14-gauge steel base overlaid with molded high-impact ABS shroud. U-base is compatible with late-model hospital beds and stretchers



Transcend overbed table - Model ST180-TH  
Thermofoil spill top shown in  
Rustic Cherry finish



Transcend overbed table - Model ST180-PR  
Poly-resin spill top shown in  
Hardrock Maple with Brown edge



## eclipse

- Height Adjustment Mechanism: Spring-assisted lift mechanism with infinite height positioning
- Weight Capacity: 25 lbs
- Height Range: 28" - 45", infinite positioning
- Top Size: 30L x 16W x 3/4" Thick
- Top Construction: 3/4" thick MDF substrate, surfaced with thermofoil laminate. Top surface recessed for spill containment. Underside radiused to eliminate sharp edge
- Column Construction: Powdercoated or chrome-plated 16-gauge tubular steel
- Base Construction: Powdercoated or chrome-plated 16-gauge tubular steel



Eclipse overbed table - Model ST140  
Base finish: Silver  
Top finish: Rustic Cherry

# victory

- Height Adjustment Mechanism: Gas Cylinder mechanism with infinite height positioning
- Weight Capacity: 25 lbs
- Height Range: 29.5" - 44.5", infinite positioning
- Top Size: 18" x 38" x 3/4" thick
- Top Construction: Seamless thermofoil laminate over 3/4" engineered MDF, surface recessed for spill containment
- Column Construction: Powdercoated steel extrusion with internal gas cylinder mechanism
- Base Construction: 14-gauge tubular steel base. U-base is compatible with late-model hospital beds and stretchers



Victory overbed table - Model ST190  
Base finish: Silver  
Top finish: Rustic Cherry



Split-top overbed table - Model ST170  
Base finish: Silver  
Top finish: Rustic Cherry


# split-top

- Height Adjustment Mechanism: Gas Cylinder mechanism with infinite height positioning
- Weight Capacity: 25 lbs
- Height Range: 29.5" - 44.5", infinite positioning
- Top Size: 18" x 32" (Upper Top) and 17.5" x 26.5" (Lower Top)
- Top Construction: 1" thick MDF substrate, surfaced with thermofoil laminate. Top surface recessed for spill containment. Underside radiused to eliminate sharp edge
- Column Construction: Powdercoated or chrome-plated 11-gauge tubular steel
- Base Construction: Powdercoated or chrome-plated 12-gauge tubular steel

**Top finish selection:**




Hardrock  
Maple (HM)



Candlelight  
(CL)



Rustic Cherry  
(RC)



Summer Flame  
(SF)




Mahogany  
(MA)



Havana  
(HA)



Grenada  
(GR)



Chocolate  
(CH)

Column/base finish selection:	Chrome 	Almond 	Silver 	Textured Black 	Black 
Olsen	N/A	N/A	✓	N/A	N/A
Transcend	N/A	N/A	✓	N/A	N/A
Victory	N/A	N/A	✓	N/A	N/A
Eclipse	✓	✓	✓	✓	N/A
Split-top	✓	✓	✓	N/A	✓



**STANCE | HEALTHCARE**

45 Goodrich Drive Kitchener, ON N2C 0B8 tel 1.877.395.2623 fax 1.877.395.6270 stancehealthcare.com  
S11-19 © Stance Healthcare Inc. all rights reserved.

