

# Resilia Drum Table

## For Behavioral Health

### Product Specifications









#### Features

- Steel plinth base adds weight and protects table from damage
- Marmoleum™ surface material provides enhanced durability
- All fasteners are concealed
- Glides are tamper-resistant and non-removable
- Solid surface top available in a variety of colors

#### Options

- Custom solid surface and powder coat finishes
- Other Marmoleum™ finishes also available
- Custom dimensions
- Built in power/usb receptacle  
*(not recommended for use in high-risk patient areas)*





	Model #	Dimensions	Weight	Cubic Feet
	REDT20D16	20 x 16h	77	4
	REDT20D20	20 x 20h	83	5
	REDT24D16	24 x 16h	87	5
	REDT24D20	24 x 20h	93	7
	REDT30D16	30 x 16h	102	7
	REDT30D20	30 x 20h	106	9

Continued on next page

# Resilia Drum Table

For Behavioral Health

## Product Specifications

	Model #	Dimensions	Weight	Cubic Feet
	REDT36D16	36 x 16h	144	10
	REDT36D20	36 x 20h	149	12
	REDT24OV16	18 x 24 x 16h (oval)	50	4
	REDT24OV20	18 x 24 x 20h (oval)	53	3