

# Frontier Case Goods

## For Behavioral Health

### Product Specifications



#### Construction


- High impact “no break” polyethylene
- No steel or wood components
- Manufactured to ISO Quality Standards



#### Features

- Filled with polyurethane foam for enhanced durability
- Corners and edges rounded for increased safety
- Bed features surface grooves for fluid management
- ‘Flip-style’ bedside cabinet design for preferred configuration
- Stain-resistant, seamless and easy to clean
- Craftsman style appearance
- Cal TB 133 compliant

#### Options

- Bed can be bolted to floor
- Bedside cabinet, desk and shelves can be bolted to wall
- Behavioral Health mattress also available

|   | Model #  | Length | Height | Width | Weight  | Weight Rating |
|---|----------|--------|--------|-------|---------|---------------|
| <br>Platform bed | FRBD3681 | 86     | 24     | 41.5  | 182 lbs | 750 lbs       |

|  | Model # | Width | Height | Depth | Weight |
|--|---------|-------|--------|-------|--------|
| <br>Bedside cabinet | FR101   | 20.25 | 26     | 20    | 29 lbs |
| <br>Desk            | FRCG500 | 36.25 | 29     | 23    | 43 lbs |


*Continued on next page*

# Frontier Case Goods

## For Behavioral Health

### Product Specifications

|  | Model # | Width | Height | Depth |
|--|---------|-------|--------|-------|
| <br>Two Shelf Wall Mount Unit   | FRCG702 | 29    | 22     | 14    |
| <br>Three Shelf Wall Mount Unit | FRCG703 | 29    | 51     | 14    |

|  | Model # | Width | Length | Depth | Weight | Distance from bottom of bed to top of mattress |
|--|---------|-------|--------|-------|--------|--|
| <br>5" Behavioral Health Mattress | SF36805 | 36    | 80     | 5     | 18 lbs | 27.25  |