

oasis

healthcare seating collection



oasis

The Oasis Seating Collection is designed exclusively for high-traffic healthcare spaces. It features ultra-durable construction methods and a plethora of features unique to healthcare seating products. Our focus on creating solutions is seen, par excellence, in the design and engineering of Oasis.

Features

- Limited Lifetime Warranty
- 14-gauge powder-coated steel frame
- Exceeds BIFMA Seating Durability test to 500 lb.
- Available in 21" and 31" seat widths
- Seat covers, back covers and arm caps can be easily replaced if necessary
- Multiple-Seat units available with or without intervening arms
- Arm caps designed for easy ingress and egress
- Clean-out spacing between seat and back

Options

- Choice of wood, polyurethane or solid surface arm caps
- Contrasting fabrics
- Custom frame finishes
- Custom wood arm finishes
- Coordinating tabletops available in solid surface
- CAL TB 133 Compliance
- Moisture Barrier



Stance Healthcare seating products are Level Certified. To learn more, visit www.levelcertified.org.



features




Contoured arm caps enable easier ingress and egress



Ample clean-out spacing between seat and back



Attention to detail is evident in superb craftsmanship



Seat and back upholstery is field-replaceable



Superior construction methods and materials make the Oasis line one of the most durable on the market



Available with optional polyurethane or solid surface arm caps

Statement of Line



Single seat with arms
W 25.5
D 25.5
H 34.5
Seat H 18.5
Seat W 21
Arm H 26



Bariatric single chair
W 35.5
D 25.5
H 34.5
Seat H 18.5
Seat W 31
Arm H 26



Hip chair
W 25.5
D 25.5
H 40.5
Seat H 24.5
Seat W 21
Arm H 26



Highback single chair
W 25.5
D 25.5
H 44.5
Seat H 18.5
Seat W 21
Arm H 26



Foot stool
W 20
D 13.5
H 12



2 seater, no center arm
W 46.75
D 25.5
H 34.5
Seat H 18.5
Seat W 21
Arm H 26



2 seater, center half arm
W 48.25
D 25.5
H 34.5
Seat H 18.5
Seat W 21
Arm H 26



2 seater, center full arm
W 48.25
D 25.5
H 34.5
Seat H 18.5
Seat W 21
Arm H 26



3 seater, no center arms
W 68
D 25.5
H 34.5
Seat H 18.5
Seat W 21
Arm H 26



3 seater, center half arms
W 71
D 25.5
H 34.5
Seat H 18.5
Seat W 21
Arm H 26



3 seater, center full arms
W 71
D 25.5
H 34.5
Seat H 18.5
Seat W 21
Arm H 26

Connecting Tables



Radius connecting corner table
W 28
D 28
H 17



Square connecting corner table (includes leg)
W 28
D 28
H 17



Square connecting spacer table
W 22
D 22
H 17




Free-Standing Tables

Square/Rectangular tables
Many sizes available

Wood arm finish selection:




Hardrock Maple (HM)



Candlelight (CL)



Rustic Cherry (RC)



Summer Flame (SF)



Havana (HA)



Mahogany (MA)




Grenada (GR)



Chocolate (CH)

Polyurethane arm cap finishes:



Black




Grey




Taupe

Powdercoat finish selections: *Custom frame finishes available on request



Smooth Black (SB)




Textured Black (TB)



Textured Nickel (TN)



Smooth Silver (SS)



Gunmetal (GM)



Metallic Beige (MB)



STANCE | HEALTHCARE

45 Goodrich Drive Kitchener, ON N2C 0B8 tel 1.877.395.2623 fax 1.877.395.6270 stancehealthcare.com

S05-19 © Stance Healthcare Inc. all rights reserved.

