

# Kalarne Lounge Seating

## For Healthcare Environments

### Product Specifications



#### Construction




- Constructed using number one kiln dried solid hard woods - Birch, Poplar and Oak - with glued and doweled joints and further reinforced with screws and glued corner blocks.
- Plywood seat panel is covered with a hytrel elastomer composite that retains its original shape for long life and enhanced comfort.
- Foam contains enviromentally-friendly bio-based materials, and is California TB117-2013 Compliant. Hi-resiliency foam resists flattening for longer life and enhanced comfort
- Legs are made of European Beech hardwood, and have a non-marking glide

#### Features

- Removable seat deck for easy cleaning
- Flow-through area sealed with moisture resistant vinyl
- Seat cover features seamless front for increased durability
- Non-marring glides

#### Options

- Contrasting fabrics
- Custom wood leg finishes
- CAL TB 133 Compliance
- Moisture Barrier

	Model #	Width	Height	Depth	Seat Height	Seat Width	Seat Depth	Arm Height	COM Yard Back	COM Yard Seat	COM Yard Arms	COM Yard Front Panel	Ship Weight	Cubic Feet
 Lounge chair	KAL121F	29	34.5	31.5	17.5	20.5	19	23.5	1.5	1	1.5	0.5	75	19
 Two-seat lounge	KAL150F	50	34.5	32.5	17.5	20.5	19	23.5	3	1.5	1.5	0.5	115	38
 Three-seat lounge	KAL172F	70	34.5	32.5	17.5	20.5	19	23.5	4	3	1.5	0.5	150	52