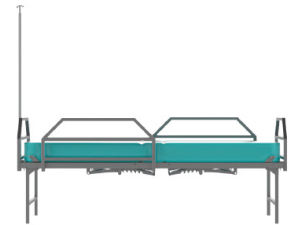
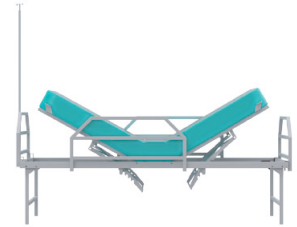
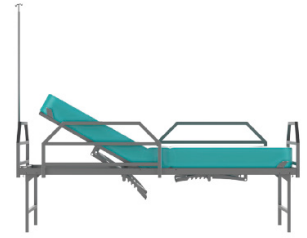


# Emergency Field Bed

This bed is designed for emergency medical response.  
 Constructed from steel finished with an impermeable coating.  
 \$4950 list - 100 order minimum



## Features

- Mattress included
- Adjustable head and foot
- Bed can be tilted up to 75°
- Removable IV stand
- Maximum capacity of 450lbs
- Hardware provided
- Easy to assemble
- Removable side rails, headboard and footboard

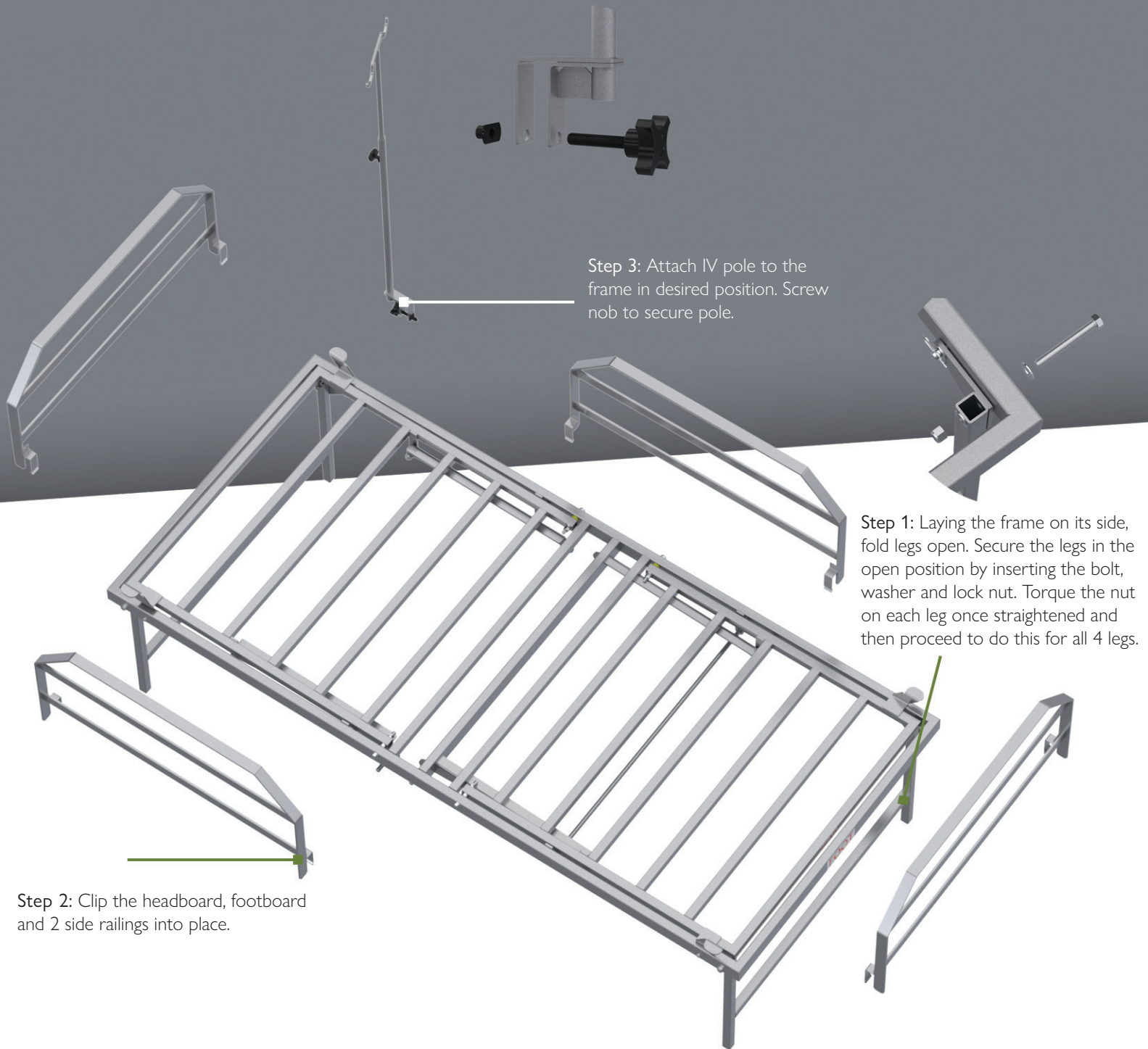
## Options

- Casters \$325 list

## Dimensions

Length: 81"  
 Width: 37"  
 Height: 26"

# Emergency Field Bed Assembly Guide



Step 3: Attach IV pole to the frame in desired position. Screw knob to secure pole.

Step 1: Laying the frame on its side, fold legs open. Secure the legs in the open position by inserting the bolt, washer and lock nut. Torque the nut on each leg once straightened and then proceed to do this for all 4 legs.

Step 2: Clip the headboard, footboard and 2 side railings into place.



STANCE | HEALTHCARE

45 Goodrich Drive Kitchener, ON N2C 0B8 tel 1.877.395.2623 fax 1.877.395.6270 stancehealthcare.com  
S04-19 © Stance Healthcare Inc. all rights reserved.

