

# Frontier Series Case Goods - For Behavioral Health Ordering Guide

When ordering Frontier BH series case goods, please specify the following information:



Specification codes must be added to unit Model No. as shown below.

Upholstery and additional options must be specified separately.

Specification code sample:

**FRBD368I - SG**

Model No.





Color  
code

## Specification Codes:





### Color selection codes:

- Chateau Grey (CG)
- Dusty Blue (DB)
- Iron Gate (IG)
- Pinecone (PC)
- Slate Green (SG)
- Warm Sand (WS)

# Frontier Behavioral Health Case Goods

	Description	Price	Dimensions
	<p>Bed  <b>Model No. FRBD3681</b>                      Sealed bottom (adds 54lbs)                      List Price \$350</p>	2495	<p>Length 86                      Width 41.5                      Height 24                      Ship Weight 182                      Cubic Feet 50</p>
	<p>Bedside Cabinet  <b>Model No. FR101</b></p>	895	<p>Width 20.25                      Depth 20                      Height 26                      Ship Weight 29                      Cubic Feet 6</p>
	<p>5" Behavioral Health Mattress  <b>Model No. SF36805</b></p>	995	<p>Width 36                      Length 80                      Depth 5                      Ship Weight 18</p>
	<p>5" Behavioral Health Mattress                      with pillow  <b>Model No. SF36805-PW</b></p>	1125	<p>Length 80                      Width 36                      Height 5                      Ship Weight 18</p>

# Frontier Behavioral Health Case Goods

	Description	Price	Dimensions
	<p>Armless Chair  <b>Model No. FRC121A</b>                      Optional bolt to floor: List Price \$35                      Optional ganging brackets List Price \$35                      Optional Ballast door kit (permits additional weight to be added on site) No upcharge</p>	598	<p>Width 22                      Depth 25.5                      Height 33                      Ship Weight 45                      Cubic Feet 11</p>
	<p>Desk  <b>Model No. FRCG500</b></p>	1495	<p>Width 36.25                      Depth 23                      Height 29                      Ship Weight 43                      Cubic Feet 14</p>
	<p>Two Shelf Wall Mount Unit  <b>Model No. FRCG702</b></p>	715	<p>Width 29                      Depth 14                      Height 22                      Cubic Feet 5</p>
	<p>Three Shelf Wall Mount Unit  <b>Model No. FRCG703</b></p>	1150	<p>Width 29                      Depth 14                      Height 51                      Cubic Feet 12</p>