

# oasis

seating for behavioral health



# oasis bh

The Oasis Heavy-Duty Chair can be specified with open arms or upholstered arm panels and optional arm caps available in a choice of 4 different materials. The chair is available in standard or bariatric seat width. Oasis is designed with ample clean-out spacing between seat and back.

## Features

- Limited Lifetime Warranty
- 11-gauge internal steel frame for enhanced structural integrity
- All fasteners are tamper-resistant
- Steel seat pan conceals upholstery staples
- Clean-out space between seat and back
- Nylon glides are non-removable and protect floors from damage

## Options

- Choice of wood or polyurethane arm caps
- Custom frame finishes available
- Also available as a Glider Chair
- Contrasting fabrics
- CAL TB 133 Compliance
- Moisture Barrier
- Added weight
- Bolt-to-floor brackets




## features



All fasteners are tamper-resistant



Steel seat pan conceals upholstery staples



Non-r



Removable seat and back cushions



Separate seat and back allows easy cleaning



Arms available in wood, polyurethane, polyester and solid surface

# Statement of Line



Guest chair  
Open Arms  
W 25.5  
D 27  
H 34.5  
Seat H 18.5  
Seat W 21  
Arm H 26  
Weight 62 lbs



Guest chair  
Closed Arms  
W 25.5  
D 27  
H 34.5  
Seat H 18.5  
Seat W 21  
Arm H 26  
Weight 83 lbs



Bariatric chair  
Open Arms  
W 35.5  
D 27  
H 34.5  
Seat H 18.5  
Seat W 31  
Arm H 26  
Weight 93 lbs



Bariatric chair  
Closed Arms  
W 35.5  
D 27  
H 34.5  
Seat H 18.5  
Seat W 31  
Arm H 26  
Weight 114 lbs

## Wood arm finish selection:



Hardrock  
Maple (HM)



Candlelight  
(CL)



Rustic Cherry  
(RC)




Summer Flame  
(SF)




Mahogany  
(MA)



Havana  
(HA)




Grenada  
(GR)



Chocolate  
(CH)

## Powdercoat finish selections: *\*Custom frame finishes available on request*



Smooth Black  
(SB)



Textured Black  
(TB)



Textured Nickel  
(TN)



Smooth Silver  
(SS)




Gunmetal  
(GM)



Metallic Beige  
(MB)

## Polyurethane arm finishes:



Black (PB)



Grey (PG)



Taupe (PT)

## Rigid polyester arm finishes:




Black (EB)



Grey (EG)



Taupe (ET)



White (EW)



STANCE | HEALTHCARE

45 Goodrich Drive Kitchener, ON N2C 0B8 tel 1.877.395.2623 fax 1.877.395.6270 stancehealthcare.com  
S03-19 © Stance Healthcare Inc. all rights reserved.

