



Pricing Guide

US Version February 2026.1

Stance

Table of Contents

Introduction

04	—	Corporate Commitment Statement
05	—	Design for Environment Statement
06	—	General Information
07	—	General Information
10	—	Freight Program
571	—	Finishes

Healthcare Products

Metal Seating

12	—	Accent
43	—	Integrity
62	—	Jensen
228	—	Kite
35	—	Legend
30	—	Marathon
23	—	Quantum
78	—	Spry
52	—	Vista II

Lounge Seating

112	—	Abrazo
189	—	Attesa
161	—	Carson
156	—	Cassia
226	—	Charleston
150	—	Clover
170	—	Flora
164	—	Huxley
215	—	Jensen
223	—	Kalarne
109	—	Oakley
117	—	Podium
153	—	Riviera
212	—	Rochester
205	—	Rosetta
138	—	Valet
147	—	Verity
220	—	Verona

Wood Seating

89	—	Marna
106	—	Oakley
100	—	Onward
94	—	Vista

Bench Seating

167	—	Huxley
49	—	Integrity
74	—	Jensen
93	—	Marna
104	—	Onward
87	—	Porto
60	—	Vista II

Recliners

235	—	Carson
232	—	Oasis
230	—	Verity

Patient Seating

115	—	Abrazo
46	—	Integrity Highback
72	—	Jensen Highback
40	—	Legend Rocker
58	—	Vista II Highback

Dining

329	—	Rise
332	—	Table, Disc Base

Stools

318	—	Laboratory
314	—	Physician

Occasional Tables

17	—	Accent
18	—	Accent
201	—	Attesa
335	—	Bali
348	—	Bora
375	—	Capri
159	—	Cassia
160	—	Cassia
325	—	Gem
168	—	Huxley
51	—	Integrity
384	—	Iris
76	—	Jensen
42	—	Legend
34	—	Marathon
111	—	Oakley
105	—	Onward
370	—	Pavilion
29	—	Quantum
361	—	Resilia
99	—	Vista
61	—	Vista II
327	—	Zurich

Overbed Tables

294 – Eclipse

296 – Olsen

305 – Split-Top

303 – Transcend

301 – Victory

Exam and Treatment Tables

307 – Examination

309 – Power Examination

311 – Treatment

Casework

257 – Ventura

Behavioral Health Products

Multi-Use Seating

390 – Accent

408 – Caliber

512 – Flo

505 – Frontier

398 – Jax

459 – Kiwi

393 – Legend

402 – Oasis

405 – Vista II

Lounge Seating

420 – Attesa

445 – Carson

440 – Cassia

452 – Clover

409 – Flo

412 – Flo Rocker

455 – Jensen

403 – Oasis Glider

414 – Onward

430 – Rosetta

437 – Valet

448 – Verity

Sleepers

251 – Carson

241 – Podium

255 – Rochester

253 – Strada

239 – Verity

Bed Accessories

293 – Bed Frame/ Box Spring

291 – Mattress

292 – Mattress

Outdoor

320 – Terrace

Casegoods

275 – Gibraltar

266 – Kindred

284 – Royale

Children's Furniture

19 – Accent Jr.

202 – Attesa Jr.

Tables

528 – Bali

541 – Bora

566 – Capri

444 – Cassia

514 – Flo

516 – Flo

569 – Iris

397 – Legend

563 – Pavilion

518 – Pier

554 – Resilia

525 – Table, Disc Base

Casegoods

507 – Flo

469 – Fortress

503 – Frontier

493 – Gibraltar

481 – Liberty

461 – Lotus

Bed Accessories

501 – Mattress

Children's Furniture

428 – Attesa Jr.

Outdoor

520 – Terrace

Benches

418 – Onward

419 – Porto

Stance Healthcare is a family owned business with a strong commitment to maintaining the highest possible standards in all that we do. We are always vigilant to be as fair as possible with our customers, employees and our manufacturing partners.

In subscribing to the highest possible level of customer satisfaction, we promise to:

- Build all products to the highest level of quality
- Stand behind our products, and resolve issues without delay
- Maintain consistent lead times, and honor promised delivery dates to the best of our ability
- Maintain clear and open communication with all customers, employees and manufacturing partners
- Maintain continuous product innovation and improvement
- Provide friendly and expedient customer service at all times
- Provide after-sale service and support whenever required
- Listen to the concerns and needs of our customers, employees and manufacturing partners
- Keep in tune with the changing requirements in the healthcare market

We believe that our future success will be determined by our strong personal and corporate commitment to the standards listed above.

Our efforts to reduce the environmental impact of our products begin during the design and development phase. Whenever an existing product is changed, or a new one is being developed, we will take into account the environmental impact of materials chosen; including their origin, use of our products, and end-of-life recovery options.

Employing this concept, we will give preference to renewable, recycled, recyclable and biodegradable materials and will also make design considerations to conserve raw materials, water and energy.

Each design prototype must be assessed by the Stance Healthcare Design for Environment (DfE) Program during product realization prior to the actual manufacture of the final product. This tool assesses the environmental performance of both the proposed product itself and the processes that would be used to manufacture it. At a minimum this analysis must consider the following DfE elements:

- Renewable materials
- Recycled materials
- Recyclable and biodegradable materials
- End of life management
- Water management
- Energy efficiency

DfE is an iterative process: Output generated from the analysis of each design prototype using the Stance Healthcare DfE Program must inform the next generation of the design process until the desired environmental performance of the final product is achieved.

General Information

ORDERING INFORMATION –

Please forward purchase orders to:

Stance Healthcare Inc.
45 Goodrich Drive
Kitchener, Ontario, Canada N2C 0B8

Phone: 877-395-2623 | e-mail: sales@stancehealthcare.com

For expedient order processing, please ensure Purchase Order includes:

- Company name, address, and telephone number
- Order contact name, telephone number, and email address
- Stance Healthcare Quote number (if applicable)
- Purchase Order number
- Ship To address (with special instructions including receiving hours, liftgate requirement, etc.)
- Ship To contact name and telephone number
- Requested ship date
- Complete product details including Stance Healthcare item number, finish and fabric selections
- Accurate Net Dealer pricing
- C.O.M. tracking details (if applicable)

If purchasing off contract, please also ensure all applicable information is included (name of contract, contract number, Dealer of Record, end user name, etc.)

All clean orders received will be acknowledged via email. Customer must check order acknowledgment for accuracy and notify Stance Healthcare of any discrepancies within 24 hours, otherwise acknowledgment constitutes a final agreement between Stance Healthcare Inc. (Stance) and the customer.

Orders may be placed by authorized Stance dealers only. Distribution of the price list does not in itself constitute an offer to sell.

DELIVERY AND FREIGHT INFORMATION –

All North American shipments are DDP (Delivered Duty Paid) unless other arrangements are agreed upon. Stance reserves the right to select the most appropriate carrier and routing on all shipments. Stance carriers provide one free hour for offloading product, depending on the size of the order, after which waiting charges will apply and will be billed accordingly. Shipment may deliver up to seven (7) days in advance of the acknowledged ship date. If customer requests a specific carrier, shipments will be made freight collect at customer's expense. Please review the Stance [Freight Program](#) for details on how freight charges are calculated.

All deliveries from Stance require a loading dock. Dock must be able to accommodate a 53-foot trailer. Minimum 4 hour delivery window required, within standard business hours of 9am to 5pm. If delivery location requires a liftgate, forklift, and/or is limited access/residential delivery, please notify Stance at time of order. Additional freight charges will apply for liftgate, limited access/residential delivery, rerouting from original destination, refused/returned freight, detention fees, driver labor costs, weekend delivery, and all other extraordinary deliveries. Direct-to-site shipments must be discussed with Stance to determine site accommodations, at which point additional charges may be applicable. Stance reserves the right to amend and invoice freight charge based on special shipping arrangements required.

Contact sales@stancehealthcare.com for more information.

DAMAGE AND FREIGHT CLAIMS –

All Stance furniture products are carefully inspected and cartoned by trained personnel before they leave the factory. Record damages and/or shortages on the bill of lading and freight bill. Sign only for the items you receive and do not accept the shipment until all shortages are noted on both the bill of lading and the freight bill. If receiver gives the delivering carrier a clear receipt, Stance will bear no further responsibility.

Claims for concealed damages must be made to Stance within ten (10) calendar days of delivery. Contact sales@stancehealthcare.com. Retain all shipping cartons and inner packing for inspection and do not move the damaged merchandise from the receiving location. Stance will not be liable for concealed damages after 10 business days if cartons are not opened within that time.

PRICING –

All prices shown in this price book are list prices and are subject to change without notice. Pricing will only be held as long as standard lead times unless previously registered and agreed upon. Should an order be placed with an extended lead time, the order will be subject to pricing in effect at time of shipment and may require an up-front deposit to secure the desired ship date.

PAYMENT TERMS –

Payment terms are net 30 days. Pricing does not include state or provincial taxes. Payment by credit card will be considered on a per order basis. If invoice is not paid in full within 30 days, a late payment charge of 1% per month (12% per annum) will be applied on overdue invoices.

General Information

ORDER CANCELLATIONS –

After an order has been acknowledged and placed into production, cancellations cannot be accepted without the consent of Stance Healthcare Inc. In the case of an order cancellation, customer will be invoiced for the full cost of fabric and may also be invoiced a cancellation fee of no less than 20% of the value of the customer's Purchase Order. Stance reserves the right to charge additional "work in progress" fees as well. Cancellations must be made in writing to the factory. Please note special orders are not subject to cancellation.

AMENDED SHIP DATES AND STORAGE CHARGES –

Requests to change the acknowledged ship date (for instance, moving out an order) must be requested in writing a minimum of six (6) weeks prior to acknowledged ship date. Contact sales@stancehealthcare.com. Stance is unable to accept such requests within six (6) weeks of the acknowledged ship date.

Due to space constraints, shipments cannot be held or stored beyond (5) days.

Stance reserves the right to apply a storage fee of 2.5% per day if customer requires the order be held past the acknowledged ship date, to a maximum of (5) days.

REPAIRS AND RETURNS –

If repairs are required for any reason, Stance must be notified in advance of repair completion. Stance will bear no responsibility for repairs completed without prior written approval and customer will not be eligible for reimbursement. Note that unapproved repairs will void all warranties.

Sales are considered final but in the event of a shipping error, duplicate shipments, processing error, etc., product will be accepted for return only with a signed Return Authorization (RA) from Stance. Contact sales@stancehealthcare.com for return eligibility evaluation. Product approved for return must be returned properly packaged in the original factory cartons. Carton must be clearly labeled with the RA number. Freight responsibility and arrangements will be determined during the RA process.

All merchandise must be returned within thirty (30) calendar days of the RA date to be eligible for refund/credit. Freight damage, signs of usage, missing parts, etc. will be adjusted on any credits issued.

FABRIC EVALUATION –

Fabrics must be tested and approved for application on all Stance products. Please contact sales@stancehealthcare.com for information on the evaluation process and/or to confirm if the specified pattern is approved before order is placed. Because every fabric specification is different and application for use must be taken into consideration, Stance shall not be held responsible in any manner for wrong specification of fabric for tailoring, wear, durability, or light fastness. Refer to Stance's Warranty for more.

CUSTOMER'S OWN MATERIAL –

Customer supplied materials must be shipped prepaid to Stance Healthcare Inc. and must be accompanied by a CUSMA Certificate of Origin (formerly known as NAFTA) and a commercial invoice as required by Canada Customs. Commercial invoice must clearly indicate the description of the fabric, including the makeup or content, the selling price, and the country of origin. Please contact our customer service at 877-395-2623 should you have any questions related to Canada Customs requirements.

COM materials must be received at least two weeks prior to the acknowledged ship date in order to avoid any delays.

COM material must be clearly identified with the following information:

- Fabric name and color
- Customer name
- Purchase order number

Stance Healthcare Inc. reserves the right to refuse to use any COM materials that we feel will compromise the integrity of our products.

All COM's are cut "up the roll" unless otherwise specified by the customer. Stance Healthcare will not be responsible for incorrect application of COM materials, unless we have been provided with application instructions by the customer.

Stance will retain COM fabrics for a maximum of **six months**. After this period, any remaining fabrics will be **disposed of**, unless there is an order.

General Information

FABRIC REPEATS –

Unless otherwise stated, fabric rolls are assumed to be a minimum of 54" wide. The following chart is used to calculate the extra yardage required for fabrics with a repeat.

Repeat (inches)	Up the Roll	Across the Roll
1 – 5"	15%	10%
6 – 9"	25%	15%
10 – 13"	30%	20%
14 – 20"	35%	25%
21 – 27"	40%	30%
Over 28"	45%	40%

FABRIC GRADES –

Refer to the graded-in fabrics document on our website to determine fabric grades for all cryptons and vinyls from Stance Healthcare's preferred partners. Stance Healthcare Inc. will also grade-in fabrics from most other suppliers, upon request.

Different fabrics may be specified on the seat and on the back. In this case, use the higher grade of the two. No additional upcharge applies.

ESTABLISHMENT LICENSE –

The following products are considered a Class 1 Medical Device product by Health Canada. If you are selling them to a healthcare establishment located in Canada which provides medical treatment to the public you must hold an Establishment License issued by Health Canada.

- Treatment and Exam tables
- IV pole (sold as an accessory with our Recliners)

DISCLAIMER FOR SPECIFYING PRODUCTS –

Stance products are designed to service various spaces within behavioral health facilities. It is solely the specifiers/facilities responsibility to assess patient safety and determine the products and hardware most appropriate for the environment and its level of risk. It shall also solely remain the specifiers/facilities responsibility to ensure furniture is correctly installed, operates properly, and is routinely maintained. Although products are designed with safety features, be advised that installation of these products will not eliminate all risks of suicide or injury.

LIMITED LIFETIME WARRANTY –

Stance Healthcare Inc. (Stance) is committed to Improving Lives by Design and to support this mission, we are pleased to warrant that our products are free from defects in materials and workmanship for the life of the product, except as noted below. Stance warrants to the original purchaser beginning from the date of product shipment.

EXCEPTIONS –

5 Years – Stacking chairs, seating components including controls and adjustment mechanisms, exposed wood frames, height adjustment/reclining mechanisms and pneumatic cylinders, wood veneer and low pressure laminate (LPL) surfaces, urethane and wood edge treatments, seating foam, upholstery and tailoring.

3 Years – Electrical components and power supplies, furniture designed for outdoor use, ballasts, casters, replacement parts, mattresses, and glides.

Fabric – Stance bears no responsibility for defects of any kind in upholstery materials such as shrinkage, stretching, wrinkling, puddling, color fastness or any other defect occurring as a result of normal "wear and tear" of textiles. Certain textiles have content that make them susceptible to puddling and wrinkling, which Stance cannot control. Environmental factors like humidity, temperature, and changes in weather can affect textiles and Stance bears no responsibility for defects caused as a result of these conditions.

Upholstery materials applied to products manufactured by Stance are subject to the specific warranties, if any, of their manufacturers. Because every fabric specification is different and application for use must be taken into consideration, Stance shall not be held responsible in any manner for wrong specification of fabric for tailoring, wear, durability, or light fastness.

FLOORING –

Stance assumes no responsibility for any damage, marking, denting, or other adverse effects to flooring surfaces resulting from the use of our furniture, including but not limited to the use of glides. Flooring materials vary widely in composition, finish, and durability; as such, it is the sole responsibility of the consumer to determine the compatibility of glides with the specific flooring type installed. We strongly encourage customers to consult with their flooring provider to understand any limitations or compatibility concerns related to furniture and glide use. To help prevent potential issues, we also recommend testing furniture and glides on a small, inconspicuous area of the floor before full use. By using our products with glides, the customer acknowledges and accepts full responsibility for any resulting flooring damage and agrees to hold our company harmless from any claims, costs, or liabilities arising from such use. For questions regarding glides or to request specific glides, contact Customer Service.

General information

EXCLUSIONS –

Warranty does not apply to product failure or loss resulting from:

- Normal wear and tear.
- Failure to apply, install or maintain products according to published Stance or manufacturer instructions and guidelines.
- Abuse, misuse, neglect or accident.
- Unauthorized alteration or modification of the product.
- Products exposed to extreme environmental conditions or improper storage.
- Substitution of any unauthorized components that are integral to the performance of the product.

Warranty does not cover:

- Replacement parts; such are covered for 3 years not to exceed the balance of the original warranty.
- Natural variations in wood grain, color, or texture or the presence of character marks.
- Customer's own materials including, but not limited to: solid surfaces, laminates, textiles and upholstery materials, leathers, wood and wood veneers. These materials are subject to the original manufacturer's warranties only.
- Marks, scars, or wrinkles occurring naturally in leather.
- Changes in surface finishes including colorfastness, due to aging or exposure to light.
- Damage, marking, or staining due to contact with rubber or similar compounds.
- Damage from sharp or foreign objects or imprinting from writing instruments.
- All laminate finishes, surfaces and painted products; such are covered by the original manufacturer's warranties.
- Products purchased "as is," used or second-hand.
- Products sold by unauthorized dealers or installers.
- Product modifications which are outside of standard product's worst-case test scope.

In addition to our standard furniture offering, Stance also manufactures custom product solutions for specific needs. Custom product solutions are warrantied for a period of one (1) year against defects in materials of workmanship.

Regular care and maintenance of all furniture items by the customer is an essential condition of the Stance warranty. It should be noted that all screws, nuts, bolts etc. must be checked on a regular basis. Damage, fracture or other failure of Stance furniture due to lack of maintenance is not warrantable and will be charged according to Stance Terms & Conditions of Sale.

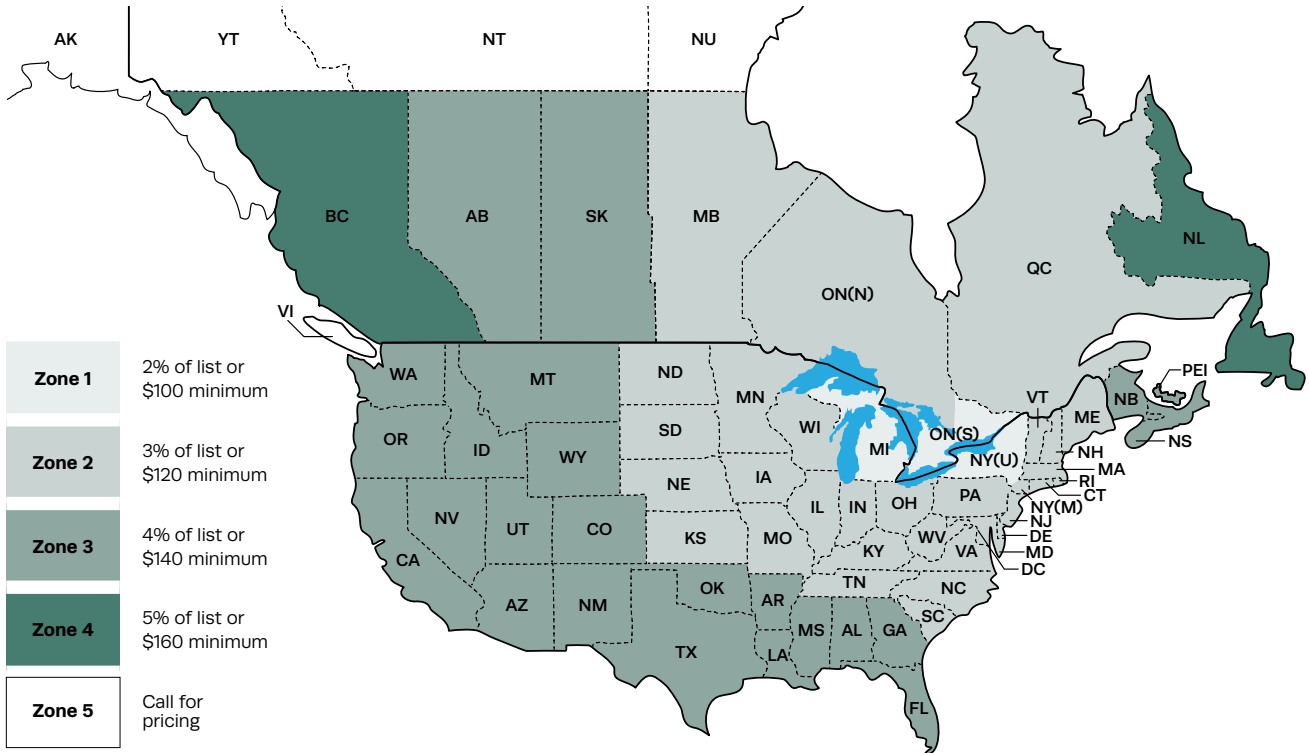
Under this warranty, if a product fails during normal use during the warranty period as a result of a defect in materials or workmanship, Stance will, at its sole discretion, either repair or replace the product free of charge. If Stance determines the repair or replacement of the product(s) is not commercially practical, Stance may choose to refund the purchase price of the affected product. Stance reserves the right to decide whether to repair and/or replace any product/s that are deemed to be covered by their warranty and the decision by Stance is final. This warranty applies to products purchased on or after January 1, 2024. For products purchased prior to January 1, 2024, please refer to the warranty terms and conditions in effect at that time.

Return freight charges incurred under warranty claims will be paid by Stance provided that the customer received written authorization and shipping instructions from Stance to proceed with the return. Stance reserves the right to request that the damaged product be returned prior to granting a remedy.

This warranty is non-transferable and valid to the End User only. Warranty is enforceable only if products were acquired and installed by Stance or one of its Authorized Resellers. End User means the final purchaser acquiring a product from Stance or a Stance Authorized Reseller for the purchaser's own use and not for resale, remarketing or distribution. A "Stance Authorized Reseller" means any dealer that (i) is duly authorized by Stance to sell the product, (ii) is legally permitted to conduct business in the jurisdiction where the product is sold, and (iii) sells the product new and in its original packaging.

THIS LIMITED WARRANTY IS THE SOLE REMEDY FOR PRODUCT DEFECT AND NO OTHER EXPRESS OR IMPLIED WARRANTY IS PROVIDED, INCLUDING BUT NOT LIMITED TO ANY IMPLIED WARRANTIES OF MERCHANTABILITY OR FITNESS FOR A PARTICULAR PURPOSE. STANCE SHALL NOT BE LIABLE FOR ANY CONSEQUENTIAL, INDIRECT, SPECIAL, PUNITIVE OR INCIDENTAL DAMAGES.

Freight Program



Zone 1	2% of list or \$100 minimum
Zone 2	3% of list or \$120 minimum
Zone 3	4% of list or \$140 minimum
Zone 4	5% of list or \$160 minimum
Zone 5	Call for pricing

UNITED STATES –			CANADA –		
		ZONE			ZONE
AL	Alabama	3	MT	Montana	3
AK	Alaska	5	NE	Nebraska	2
AZ	Arizona	3	NV	Nevada	3
AR	Arkansas	3	NH	New Hampshire	2
CA	California	3	NJ	New Jersey	2
CO	Colorado	3	NM	New Mexico	3
CT	Connecticut	2	NY(U)	New York (Upstate)	1
DE	Delaware	2	NY(M)	New York (Metro)	2
DC	District of Columbia	2	NC	North Carolina	2
FL	Florida	3	ND	North Dakota	2
GA	Georgia	3	OH	Ohio	2
HI	Hawaii	5	OK	Oklahoma	3
ID	Idaho	3	OR	Oregon	3
IL	Illinois	2	PA	Pennsylvania	2
IN	Indiana	2	RI	Rhode Island	2
IA	Iowa	2	SC	South Carolina	2
KS	Kansas	2	SD	South Dakota	2
KY	Kentucky	2	TN	Tennessee	2
LA	Louisiana	3	TX	Texas	3
ME	Maine	2	UT	Utah	3
MD	Maryland	2	VT	Vermont	2
MA	Massachusetts	2	VA	Virginia	2
MI	Michigan	1	WA	Washington	3
MN	Minnesota	2	WV	West Virginia	2
MS	Mississippi	3	WI	Wisconsin	2
MO	Missouri	2	WY	Wyoming	3
			AB	Alberta	3
			BC	British Columbia	4
			MB	Manitoba	2
			NB	New Brunswick	3
			NL	Newfoundland and Labrador	4
			NT	Northwest Territories	5
			NS	Nova Scotia	3
			NU	Nunavut	5
			ON(N)	Ontario (Northern)	2
			ON(S)	Ontario (Southern)	1
			PEI	Prince Edward Island	3
			QC	Quebec	2
			SK	Saskatchewan	3
			VI	Vancouver Island	5
			YT	Yukon Territory	5

- Some exceptions may apply
- This policy applies to single shipments to 1 x United States / Canadian location
- A surcharge may apply to shipments where delivery is requested for a specific day/time
- Blanket wrap option is available upon request. Additional charges apply, please call for pricing
- If required, Stance will provide storage, once an order is completed, for up to five (5) calendar days at no charge. Any order requiring storage beyond five (5) calendar days will be subject to a storage fee



Healthcare

Accent

Metal Seating Collection

When ordering this product, specification codes must be added to unit Model Number, as shown below.

NOTE: Upholstery and/or additional options must be specified separately.



WOOD BACK FINISH
AND DESIGN (IF APPLICABLE) –

ARM
COLOR –

METAL
FRAME FINISH –

Accent

MODEL
NUMBER –

METAL FRAME
FINISH –

ARM
COLOR –

WOOD BACK FINISH
(IF APPLICABLE) –

WOOD BACK DESIGN
(IF APPLICABLE) –

SA510 –SS –PG –MA –B

GM Gunmetal	PB Black	AR Aria	B Oval
MB Metallic Beige	PG Grey	CL Candlelight	
SB Smooth Black	PT Taupe	CN Chestnut	
SS Smooth Silver		CH Chocolate	
TB Textured Black		DV Dolce Vita	
TN Textured Nickel		GR Grenada	
		HM Hard Rock Maple	
		HA Havana	
		PA Palomino	
		PE Pebble	
		SA Sand	
		WC White Chocolate	

Accent

Metal Seating Collection

Different fabrics may be specified on the seat and on the back. In this case, use the higher grade of the two. No additional upcharge applies. All prices are in US dollars (USD).

SA500 / SA500-WB

DESCRIPTION –

Stacking chair, armless
18" seat width
Stacks 6 high



DIMENSIONS –

Width 20
Depth 21
Height 32.5
Seat Width 18
Seat Depth 17
Seat Height 18
COM Yard Back 0.5
COM Yard Seat 0.5
Ship Weight 16

OPTIONS –

Moisture barrier, *per seat* +58
Wall saver rear leg +29
Sled base frame +45
Ganging clip (black or grey) +18



GANGING CLIP

MODEL NO.	COM/1	2	3	4	5	6	7	8
SA500	534	583	634	679	741	802	864	927
SA500-WB	594	636	681	726	772	811	845	880

WB = WOOD BACK (NOT SHOWN)

SA510 / SA510-WB

DESCRIPTION –

Stacking chair, arms
18" seat width
Stacks 6 high



DIMENSIONS –

Width 23.5
Depth 21
Height 32.5
Seat Width 18
Seat Depth 17
Seat Height 18
Arm Height 26.5
COM Yard Back 0.5
COM Yard Seat 0.5
Ship Weight 18

OPTIONS –

Moisture barrier, *per seat* +58
Wall saver rear leg +29
Sled base frame +45
Ganging clip (black or grey) +18



GANGING CLIP

MODEL NO.	COM/1	2	3	4	5	6	7	8
SA510	534	583	634	679	741	802	864	927
SA510-WB	594	636	681	726	772	811	845	880

WB = WOOD BACK (NOT SHOWN)

Accent

Accent

Metal Seating Collection

Different fabrics may be specified on the seat and on the back. In this case, use the higher grade of the two. No additional upcharge applies. All prices are in US dollars (USD).

SA550 / SA550-WB

DESCRIPTION –

Stacking Chair, armless
22" seat width
Stacks 6 high



DIMENSIONS –

Width 23.5
Depth 21
Height 32.5
Seat Width 22
Seat Depth 17
Seat Height 18
COM Yard Back 0.75
COM Yard Seat 0.75
Ship Weight 22

OPTIONS –

Moisture barrier, *per seat* +58
Wall saver rear leg +29
Sled base frame +45
Ganging clip (black or grey) +18



GANGING CLIP

MODEL NO.	COM/1	2	3	4	5	6	7	8
SA550	681	770	857	946	1040	1132	1225	1320
SA550-WB	709	767	824	883	942	1003	1064	1125

WB = WOOD BACK (NOT SHOWN)

SA560 / SA560-WB

DESCRIPTION –

Stacking Chair, arms
22" seat width
Stacks 6 high



DIMENSIONS –

Width 27
Depth 21
Height 32.5
Seat Width 22
Seat Depth 17
Seat Height 18
Arm Height 26.5
COM Yard Back 0.75
COM Yard Seat 0.75
Ship Weight 24

OPTIONS –

Moisture barrier, *per seat* +58
Wall saver rear leg +29
Sled base frame +45
Ganging clip (black or grey) +18



GANGING CLIP

MODEL NO.	COM/1	2	3	4	5	6	7	8
SA560	681	770	857	946	1040	1132	1225	1320
SA560-WB	709	767	824	883	942	1003	1064	1125

WB = WOOD BACK (NOT SHOWN)

Accent

Accent

Metal Seating Collection

Different fabrics may be specified on the seat and on the back. In this case, use the higher grade of the two. No additional upcharge applies. All prices are in US dollars (USD).

SA515 / SA515-WB

DESCRIPTION –

Stacking chair, casters

18" seat width

Stacks 6 high



DIMENSIONS –

Width 23.5

Depth 21

Height 32.5

Seat Width 18

Seat Depth 17

Seat Height 18

Arm Height 26.5

COM Yard Back 0.5

COM Yard Seat 0.5

Ship Weight 18

OPTIONS –

Moisture barrier, *per seat* +58

MODEL NO.	COM/1	2	3	4	5	6	7	8
SA515	701	751	806	849	916	978	1044	1111
SA515-WB	763	806	848	894	937	983	1030	1077

WB = WOOD BACK (NOT SHOWN)

SA520 / SA520-WB

DESCRIPTION –

Stacking Chair

26" seat width

Stacks 4 high



DIMENSIONS –

Width 32

Depth 21

Height 32.5

Seat Width 26

Seat Depth 17

Seat Height 18

Arm Height 26.5

COM Yard Back 1

COM Yard Seat 1

Ship Weight 28

OPTIONS –

Moisture barrier, *per seat* +58

Wall saver rear leg +29

Sled base +45

Ganging clip (black or grey) +18



GANGING CLIP

MODEL NO.	COM/1	2	3	4	5	6	7	8
SA520	859	967	1075	1187	1301	1418	1535	1653
SA520-WB	869	954	1042	1131	1219	1311	1403	1494

WB = WOOD BACK (NOT SHOWN)

Accent

Accent

Metal Seating Collection

Different fabrics may be specified on the seat and on the back. In this case, use the higher grade of the two. No additional upcharge applies. All prices are in US dollars (USD).

SA530 / SA530-WB

DESCRIPTION –

Hip Chair
18" seat width



DIMENSIONS –

Width 23.5
Depth 21
Height 36
Seat Width 18
Seat Depth 17
Seat Height 24.5
Arm Height 30
COM Yard Back 0.5
COM Yard Seat 0.5
Ship Weight 22

OPTIONS –

Moisture barrier, *per seat* +58

MODEL NO.	COM/1	2	3	4	5	6	7	8
SA530	743	810	873	987	1069	1145	1260	1374
SA530-WB	797	843	893	940	990	1038	1089	1138

WB = WOOD BACK (NOT SHOWN)

SA580 / SA580-WB / SA590 / SA590-WB

DESCRIPTION –

Stool, armless (SA580)
Stool, arms (SA590)



DIMENSIONS –

Width 23.5
Depth 21
Height 43.5
Seat Width 18.5
Seat Depth 17
Seat Height 28
Arm Height 36
COM Yard Back 0.5
COM Yard Seat 0.5
Ship Weight 24

OPTIONS –

Moisture barrier, *per seat* +58

MODEL NO.	COM/1	2	3	4	5	6	7	8
SA580	710	778	851	923	998	1073	1150	1226
SA580-WB	773	818	861	907	952	1000	1047	1094
SA590	721	792	862	936	1010	1085	1160	1236
SA590-WB	785	830	873	919	964	1011	1058	1106

WB = WOOD BACK (NOT SHOWN)

Accent

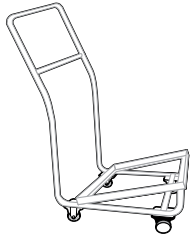
Accent

Occasional Table Collection

SA900B / SA901B / SA902B

DESCRIPTION –

Accent Chair Dolly



DIMENSIONS –

Width 20.75/24.75/30.75

Depth 30

Height 40.5

MODEL NO.

PRICE

SA900B	Standard (stacks 10 – width 20.75)	USD \$	560
SA901B	Mid (stacks 6 – width 24.75)	USD \$	611
SA902B	Bariatric (stacks 6 – width 30.75)	USD \$	668

SFAC-181817

DESCRIPTION –

Square Table

18" x 18"



DIMENSIONS –

Width 18

Length 18

Depth 17

Cubic Feet 2

Ship Weight 15

MODEL NO.

PRICE

SFAC-181817	Thermoformed top	USD \$	455
--------------------	------------------	--------	-----

Accent

Accent

Occasional Table Collection

QUTFR2017

DESCRIPTION –

Round Table



DIMENSIONS –

Width 20
Depth 20
Height 17
Cubic Feet 3
Ship Weight 14 (-SO 20)

AVAILABLE IN 12 LAMINATED FINISHES –

Aria, Candlelight, Chestnut, Chocolate,
Dolce Vita, Grenada, Hardrock Maple,
Havana, Palomino, Pebble, Sand,
White Chocolate

MODEL NO.			PRICE
QUTFR2017-TH	Thermofoil top	USD \$	531
QUTFR2017-SO	Corian® Solid Surface top	USD \$	1377

QUTF181817

DESCRIPTION –

Square Side Table



DIMENSIONS –

Width 18
Depth 18
Height 17
Cubic Feet 3
Ship Weight 13 (-SO 20)

AVAILABLE IN 12 LAMINATED FINISHES –

Aria, Candlelight, Chestnut, Chocolate,
Dolce Vita, Grenada, Hardrock Maple,
Havana, Palomino, Pebble, Sand,
White Chocolate

MODEL NO.			PRICE
QUTF181817-TH	Thermofoil top	USD \$	510
QUTF181817-SO	Corian® Solid Surface top	USD \$	1289

Accent

Accent Jr.

Children's Furniture Collection

When ordering this product, specification codes must be added to unit Model Number, as shown below.

NOTE: Upholstery and/or additional options must be specified separately.



WOOD BACK FINISH
(IF APPLICABLE) –

METAL
FRAME FINISH –

MODEL
NUMBER –

METAL FRAME
FINISH –

WOOD BACK FINISH
(IF APPLICABLE) –

ACC114A-WB-SS -MA

GM Gunmetal	AR Aria
MB Metallic Beige	CL Candlelight
SB Smooth Black	CN Chestnut
SS Smooth Silver	CH Chocolate
TB Textured Black	DV Dolce Vita
TN Textured Nickel	GR Grenada
	HM Hard Rock Maple
	HA Havana
	PA Palomino
	PE Pebble
	SA Sand
	WC White Chocolate

Accent Jr.

Accent Jr.

Children's Furniture Collection

Different fabrics may be specified on the seat and on the back. In this case, use the higher grade of the two. No additional upcharge applies. All prices are in US dollars (USD).

ACC114A

DESCRIPTION –

Chair, upholstered back
14" seat width
Stacks 6 high



DIMENSIONS –

Width 15.5
Depth 16
Height 24
Seat Width 14
Seat Depth 13.5
Seat Height 14.75
COM Yard Back 0.5
COM Yard Seat 0.5
Cubic Feet 10.5
Ship Weight 18

OPTIONS –

Moisture barrier, *per seat* +48
Ganging clip (black or grey) +18



GANGING CLIP

MODEL NO.	COM/1	2	3	4	5	6	7	8
ACC114A	494	538	583	627	673	717	762	809

ACC114A-WB

DESCRIPTION –

Chair, wood back
14" seat width
Stacks 4 high



DIMENSIONS –

Width 15.5
Depth 16
Height 24
Seat Width 14
Seat Depth 13.5
Seat Height 14.75
COM Yard Seat 0.5
Cubic Feet 3.3
Ship Weight 10.5

OPTIONS –

Moisture barrier, *per seat* +48
Ganging clip (black or grey) +18



GANGING CLIP

MODEL NO.	COM/1	2	3	4	5	6	7	8
ACC114A-WB	498	520	540	561	581	603	627	649

Accent Jr.

Accent Jr.

Children's Furniture Collection

ACTF-204022-OV

DESCRIPTION –

Oval Activity Table



DIMENSIONS –

Width 40

Depth 20

Height 22

Cubic Feet 10.2

Ship Weight 27.5

AVAILABLE IN 12 LAMINATED FINISHES –

Aria, Candlelight, Chestnut, Chocolate,

Dolce Vita, Grenada, Hardrock Maple,

Havana, Palomino, Pebble, Sand,

White Chocolate

MODEL NO.

PRICE

ACTF-204022-OV

USD \$ 1000

ACTF-30D22

DESCRIPTION –

Round Activity Table

30" diameter



DIMENSIONS –

Width 30

Depth 30

Height 22

Cubic Feet 7.3

Ship Weight 20.5

AVAILABLE IN 12 LAMINATED FINISHES –

Aria, Candlelight, Chestnut, Chocolate,

Dolce Vita, Grenada, Hardrock Maple,

Havana, Palomino, Pebble, Sand,

White Chocolate

MODEL NO.

PRICE

ACTF-30D22

USD \$ 969

Accent Jr.

Accent Jr.

Children's Furniture Collection

ACTF-36D22

DESCRIPTION –

Round Activity Table
36" diameter



DIMENSIONS –

Width 36
Depth 36
Height 22
Cubic Feet 7.3
Ship Weight 20.5

AVAILABLE IN 12 LAMINATED FINISHES –

Aria, Candlelight, Chestnut, Chocolate,
Dolce Vita, Grenada, Hardrock Maple,
Havana, Palomino, Pebble, Sand,
White Chocolate

MODEL NO.

ACTF-36D22

PRICE

USD \$ 1038

ACTF-204022-KD

DESCRIPTION –

Kidney Activity Table



DIMENSIONS –

Width 40
Depth 21
Height 22
Cubic Feet 10.7
Ship Weight 27.5

AVAILABLE IN 12 LAMINATED FINISHES –

Aria, Candlelight, Chestnut, Chocolate,
Dolce Vita, Grenada, Hardrock Maple,
Havana, Palomino, Pebble, Sand,
White Chocolate

MODEL NO.

ACTF-204022-KD

PRICE

USD \$ 1000

Accent Jr.

Quantum

Metal Seating Collection

When ordering this product, specification codes must be added to unit Model Number, as shown below.

NOTE: Upholstery and/or additional options must be specified separately.



WOOD BACK FINISH
(IF APPLICABLE) –

WOOD BACK CUTOUT
DESIGN (IF APPLICABLE) –

ARM
COLOR –

METAL
FRAME FINISH –

Quantum

MODEL
NUMBER –

METAL FRAME
FINISH –

ARM
COLOR –

WOOD BACK FINISH
(IF APPLICABLE) –

WOOD BACK CUTOUT
DESIGN (IF APPLICABLE) –

QUC118F –SS –PB –HA –B

GM Gunmetal	PB Black	AR Aria	B Oval
MB Metallic Beige	PG Grey	CL Candlelight	
SB Smooth Black	PT Taupe	CN Chestnut	
SS Smooth Silver		CH Chocolate	N Wood Plain
TB Textured Black		DV Dolce Vita	
TN Textured Nickel		GR Grenada	
		HM Hard Rock Maple	
		HA Havana	
		PA Palomino	
		PE Pebble	
		SA Sand	
		WC White Chocolate	

Quantum

Metal Seating Collection

Different fabrics may be specified on the seat and on the back. In this case, use the higher grade of the two. No additional upcharge applies. All prices are in US dollars (USD).

QUC118F

DESCRIPTION –

Stacking Chair, arms
18" seat width
Stacks 6 high



DIMENSIONS –

Width 22
Depth 22
Height 34
Seat Width 18
Seat Depth 17
Seat Height 18
Arm Height 27
COM Yard Back 0.75
COM Yard Seat 0.5
Cubic Feet 10
Ship Weight 17

OPTIONS –

Moisture barrier, *per seat* +58
Sled base (-SLB) +45
Wall saver rear leg +29
Ganging clip +18

MODEL NO.	COM/1	2	3	4	5	6	7	8
QUC118F	573	625	681	730	797	862	929	998
QUC118F-WB	638	673	708	741	776	811	845	880

WB = WOOD BACK (NOT SHOWN)

QUC118A

DESCRIPTION –

Stacking Chair, armless
18" seat width
Stacks 6 high



DIMENSIONS –

Width 22
Depth 22
Height 34
Seat Width 18
Seat Depth 17
Seat Height 18
COM Yard Back 0.75
COM Yard Seat 0.5
Cubic Feet 10
Ship Weight 16

OPTIONS –

Moisture barrier, *per seat* +58
Sled base (-SLB) +45
Wall saver rear leg +29
Ganging clip +18

MODEL NO.	COM/1	2	3	4	5	6	7	8
QUC118A	573	625	681	730	797	862	929	998
QUC118A-WB	638	673	708	741	776	817	863	909

WB = WOOD BACK (NOT SHOWN)

Quantum

Quantum

Metal Seating Collection

Different fabrics may be specified on the seat and on the back. In this case, use the higher grade of the two. No additional upcharge applies. All prices are in US dollars (USD).

QUC122F

DESCRIPTION –

Stacking Chair, arms

22" seat width

Stacks 6 high



DIMENSIONS –

Width 26

Depth 22

Height 34

Seat Width 22

Seat Depth 17

Seat Height 18

Arm Height 27

COM Yard Back 1

COM Yard Seat 0.75

Cubic Feet 11

Ship Weight 25

OPTIONS –

Moisture barrier, *per seat* +58

Sled base (-SLB) +45

Wall saver rear leg +29

Ganging clip +18

MODEL NO.	COM/1	2	3	4	5	6	7	8
QUC122F	798	900	1003	1109	1218	1326	1435	1544
QUC122F-WB	820	872	923	973	1025	1075	1127	1178

WB = WOOD BACK (NOT SHOWN)

QUC122A

DESCRIPTION –

Stacking Chair, armless

22" seat width

Stacks 6 high



DIMENSIONS –

Width 26

Depth 22

Height 34

Seat Width 22

Seat Depth 17

Seat Height 18

COM Yard Back 1

COM Yard Seat 0.75

Cubic Feet 11

Ship Weight 23

OPTIONS –

Moisture barrier, *per seat* +58

Sled base (-SLB) +45

Wall saver rear leg +29

Ganging clip +18

MODEL NO.	COM/1	2	3	4	5	6	7	8
QUC122A	798	900	1003	1109	1218	1326	1435	1544
QUC122A-WB	820	872	923	973	1025	1075	1127	1178

WB = WOOD BACK (NOT SHOWN)

Quantum

Quantum

Metal Seating Collection

Different fabrics may be specified on the seat and on the back. In this case, use the higher grade of the two. No additional upcharge applies. All prices are in US dollars (USD).

QUC126F

DESCRIPTION –

Stacking Chair
26" seat width
Stacks 4 high



DIMENSIONS –

Width 30
Depth 22
Height 34
Seat Width 26
Seat Depth 17
Seat Height 18
Arm Height 27
COM Yard Back 1.25
COM Yard Seat 1
Cubic Feet 13
Ship Weight 32

OPTIONS –

Moisture barrier, *per seat* +58
Wall saver rear leg +29
Ganging clip +18

MODEL NO.	COM/1	2	3	4	5	6	7	8
QUC126F	923	1038	1155	1274	1400	1524	1649	1775
QUC126F-WB	933	1026	1119	1215	1309	1409	1508	1608

WB = WOOD BACK (NOT SHOWN)

QUC118F-CA

DESCRIPTION –

Stacking Chair, casters
18" seat width



DIMENSIONS –

Width 22
Depth 22
Height 34
Seat Width 18
Seat Depth 17
Seat Height 18
COM Yard Back 0.75
COM Yard Seat 0.5
Cubic Feet 10
Ship Weight 25

OPTIONS –

Moisture barrier, *per seat* +58

MODEL NO.	COM/1	2	3	4	5	6	7	8
QUC118F-CA	753	805	867	912	983	1051	1120	1191
QUC118F-CA-WB	820	855	889	924	959	992	1028	1062

WB = WOOD BACK (NOT SHOWN)

Quantum

Quantum

Metal Seating Collection

Different fabrics may be specified on the seat and on the back. In this case, use the higher grade of the two. No additional upcharge applies. All prices are in US dollars (USD).

QUC118E

DESCRIPTION –

Hip Chair
18" seat width



DIMENSIONS –

Width 22
Depth 22
Height 40
Seat Width 18
Seat Depth 17
Seat Height 24
Arm Height 33
COM Yard Back 0.75
COM Yard Seat 0.5
Cubic Feet 11
Ship Weight 37

OPTIONS –

Moisture barrier, *per seat* +58

MODEL NO.	COM/1	2	3	4	5	6	7	8
QUC118E	798	870	938	1061	1136	1230	1352	1475
QUC118E-WB	856	907	959	1009	1065	1115	1171	1225

WB = WOOD BACK (NOT SHOWN)

QUC118FB

DESCRIPTION –

Stool, arms
18" seat width



DIMENSIONS –

Width 22
Depth 22
Height 44
Seat Width 18
Seat Depth 17
Seat Height 28
COM Yard Back 0.75
COM Yard Seat 0.5
Cubic Feet 12
Ship Weight 40

OPTIONS –

Moisture barrier, *per seat* +58

MODEL NO.	COM/1	2	3	4	5	6	7	8
QUC118FB	775	837	915	992	1071	1153	1234	1316
QUC118FB-WB	831	878	924	974	1025	1074	1126	1177

WB = WOOD BACK (NOT SHOWN)

Quantum

Quantum

Metal Seating Collection

Different fabrics may be specified on the seat and on the back. In this case, use the higher grade of the two. No additional upcharge applies. All prices are in US dollars (USD).

QUC118BA

DESCRIPTION –

Stool, armless
18" seat width



DIMENSIONS –

Width 22
Depth 22
Height 44
Seat Width 18
Seat Depth 17
Seat Height 28
COM Yard Back 0.75
COM Yard Seat 0.5
Cubic Feet 12
Ship Weight 40

OPTIONS –

Moisture barrier, *per seat* +58

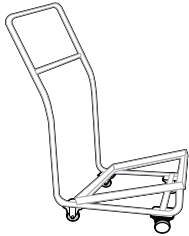
MODEL NO.	COM/1	2	3	4	5	6	7	8
QUC118BA	775	837	915	992	1071	1153	1234	1316
QUC118BA-WB	831	878	924	974	1025	1074	1126	1177

WB = WOOD BACK (NOT SHOWN)

SA900B / SA901B / SA902B

DESCRIPTION –

Quantum Chair Dolly



DIMENSIONS –

Width 20.75/24.75/30.75
Depth 30
Height 40.5

MODEL NO.		PRICE
SA900B	Standard (stacks 10 – width 20.75)	USD \$ 560
SA901B	Mid (stacks 6 – width 24.75)	USD \$ 611
SA902B	Bariatric (stacks 6 – width 30.75)	USD \$ 668

Quantum

Quantum

Occasional Table Collection

QUTFR2017

DESCRIPTION –

Round Table



DIMENSIONS –

Width 20

Depth 20

Height 17

Cubic Feet 3

Ship Weight 14 (-SO 20)

MODEL NO.			PRICE
QUTFR2017-TH	Thermofoil top	USD \$	531
QUTFR2017-SO	Corian® Solid Surface top	USD \$	1377

QUT181817

DESCRIPTION –

Square Side Table



DIMENSIONS –

Width 18

Depth 18

Height 17

Cubic Feet 3

Ship Weight 13 (-SO 20)

MODEL NO.			PRICE
QUTF181817-TH	Thermofoil top	USD \$	510
QUTF181817-SO	Corian® Solid Surface top	USD \$	1289

Quantum

Marathon

Metal Seating Collection

When ordering this product, specification codes must be added to unit Model Number, as shown below.

NOTE: Upholstery and/or additional options must be specified separately.



ARM
COLOR -

METAL
FRAME FINISH -

MODEL
NUMBER -

METAL FRAME
FINISH -

ARM
COLOR -

MRC121F -SS -PB

GM Gunmetal	PB Black
MB Metallic Beige	PG Grey
SB Smooth Black	PT Taupe
SS Smooth Silver	
TB Textured Black	
TN Textured Nickel	

Marathon

Marathon

Metal Seating Collection

Different fabrics may be specified on the seat and on the back. In this case, use the higher grade of the two. No additional upcharge applies. All prices are in US dollars (USD).

MRC121F

DESCRIPTION –

Guest Chair
21" seat width



DIMENSIONS –

Width 23.5
Depth 27.5
Height 35
Seat Width 21
Seat Depth 19.5
Seat Height 18.5
Arm Height 26.5
COM Yard Back 1
COM Yard Seat 0.75
Cubic Feet 13
Ship Weight 31

OPTIONS –

Moisture barrier, *per seat* +85
Ganging bracket (1 per 2 chairs) +50
Memory gel seat topper +85

MODEL NO.	COM/1	2	3	4	5	6	7	8
MRC121F	933	1084	1220	1360	1500	1645	1798	1955

MRC124F

DESCRIPTION –

Guest Chair
24" seat width



DIMENSIONS –

Width 26.5
Depth 27.5
Height 35
Seat Width 24
Seat Depth 19.5
Seat Height 18.5
Arm Height 26.5
COM Yard Back 1
COM Yard Seat 0.75
Cubic Feet 15
Ship Weight 34

OPTIONS –

Moisture barrier, *per seat* +85
Ganging bracket (1 per 2 chairs) +50
Memory gel seat topper +90

MODEL NO.	COM/1	2	3	4	5	6	7	8
MRC124F	1067	1227	1382	1539	1699	1864	2030	2197

Marathon

Marathon

Metal Seating Collection

Different fabrics may be specified on the seat and on the back. In this case, use the higher grade of the two. No additional upcharge applies. All prices are in US dollars (USD).

MRC131F

DESCRIPTION –

Guest Chair
31" seat width



DIMENSIONS –

Width 33.5

Depth 27.5

Height 35

Seat Width 31

Seat Depth 19.5

Seat Height 18.5

Arm Height 26.5

COM Yard Back 1.75

COM Yard Seat 1.25

Cubic Feet 19

Ship Weight 41

OPTIONS –

Moisture barrier, *per seat* +85

Ganging bracket (1 per 2 chairs) +50

Memory gel seat topper +95

MODEL NO.	COM/1	2	3	4	5	6	7	8
MRC131F	1344	1578	1803	2032	2265	2501	2743	2988

MRC121E

DESCRIPTION –

Hip Chair



DIMENSIONS –

Width 23.25

Depth 30.75

Height 41.25

Seat Width 21

Seat Depth 19

Seat Height 24.5

Arm Height 33

COM Yard Back 1

COM Yard Seat 0.75

Cubic Feet 17

Ship Weight 37

OPTIONS –

Moisture barrier, *per seat* +85

Memory gel seat topper +85

MODEL NO.	COM/1	2	3	4	5	6	7	8
MRC121E	1681	1838	1981	2126	2276	2427	2581	2738

Marathon

Marathon

Metal Seating Collection

Different fabrics may be specified on the seat and on the back. In this case, use the higher grade of the two. No additional upcharge applies. All prices are in US dollars (USD).

MRC221F

DESCRIPTION –

Two-seat
21" seat width



DIMENSIONS –

Width 45.75
Depth 27.5
Height 35
Seat Width 21
Seat Depth 19.5
Seat Height 18.5
Arm Height 26.5
COM Yard Back 2
COM Yard Seat 1.5
Cubic Feet 25
Ship Weight 54

OPTIONS –

Moisture barrier, *per seat* +85
Memory gel seat topper +85

MODEL NO.	COM/1	2	3	4	5	6	7	8
MRC221F	1805	2094	2369	2651	2938	3229	3527	3828

MRC321F

DESCRIPTION –

Three-seat
21" seat width



DIMENSIONS –

Width 68
Depth 27.5
Height 35
Seat Width 21
Seat Depth 19.5
Seat Height 18.5
Arm Height 26.5
COM Yard Back 3
COM Yard Seat 2.5
Cubic Feet 38
Ship Weight 78

OPTIONS –

Moisture barrier, *per seat* +85
Memory gel seat topper +85

MODEL NO.	COM/1	2	3	4	5	6	7	8
MRC321F	2684	3116	3532	3954	4385	4823	5268	5720

Marathon

Marathon

Occasional Table Collection

MRT-181816

DESCRIPTION –

Square Table



DIMENSIONS –

Width 18

Depth 18

Height 16

Cubic Feet 2

Ship Weight 24

AVAILABLE IN 12 LAMINATED FINISHES –

Aria, Candlelight, Chestnut, Chocolate,

Dolce Vita, Grenada, Hardrock Maple,

Havana, Palomino, Pebble, Sand,

White Chocolate

MODEL NO.

PRICE

MRT-181816-P	HPL with 3mm PVC edge	USD \$	1014
MRT-181816-S	Corian® Solid Surface	USD \$	1613

MRT-20D16

DESCRIPTION –

Round Table



DIMENSIONS –

Width 20

Depth 20

Height 16

Cubic Feet 2

Ship Weight 24

AVAILABLE IN 12 LAMINATED FINISHES –

Aria, Candlelight, Chestnut, Chocolate,

Dolce Vita, Grenada, Hardrock Maple,

Havana, Palomino, Pebble, Sand,

White Chocolate

MODEL NO.

PRICE

MRT-20D16-P	HPL with 3mm PVC edge	USD \$	1001
MRT-20D16-S	Corian® Solid Surface	USD \$	1594

Marathon

Legend

Metal Seating Collection

When ordering this product, specification codes must be added to unit Model Number, as shown below.

NOTE: Upholstery and/or additional options must be specified separately.



Legend

MODEL NUMBER -

METAL FRAME FINISH -

ARM CAP FINISHES -

LG21-OA -SS -CL

GM Gunmetal	Wood	Polyurethane
MB Metallic Beige	AR Aria	PB Black
SB Smooth Black	CL Candlelight	PG Grey
SS Smooth Silver	CN Chestnut	PT Taupe
TB Textured Black	CH Chocolate	
TN Textured Nickel	DV Dolce Vita	
	GR Grenada	
	HM Hard Rock Maple	
	HA Havana	
	PA Palomino	
	PE Pebble	
	SA Sand	
	WC White Chocolate	

Legend

Metal Seating Collection

Different fabrics may be specified on the seat and on the back. In this case, use the higher grade of the two. No additional upcharge applies. All prices are in US dollars (USD).

LG21-OA

DESCRIPTION –

Guest Chair
21" seat width



DIMENSIONS –

Width 24.5
Depth 25.25
Height 34.25
Seat Width 21
Seat Depth 20
Seat Height 18
Arm Height 26.5
COM Yard Back 1 / Seat 0.75
Cubic Feet 13
Ship Weight 38

OPTIONS –

Moisture barrier, *per seat* +85
Ganging bracket (1 per 2 chairs) +50
Wood arm caps +0
Polyurethane arm caps +0
Corian® Solid Surface arm caps +795
Memory gel seat topper +85

MODEL NO.	COM/1	2	3	4	5	6	7	8
LG21-OA	1145	1261	1385	1523	1656	1788	1925	2063

LG24-OA

DESCRIPTION –

Guest Chair
24" seat width




DIMENSIONS –

Width 27.5
Depth 25.25
Height 34.25
Seat Width 24
Seat Depth 20
Seat Height 18
Arm Height 26.5
COM Yard Back 1 / Seat 0.75
Cubic Feet 15
Ship Weight 42

OPTIONS –

Moisture barrier, *per seat* +85
Ganging bracket (1 per 2 chairs) +50
Wood arm caps +0
Polyurethane arm caps +0
Corian® Solid Surface arm caps +795
Memory gel seat topper +90

MODEL NO.	COM/1	2	3	4	5	6	7	8
LG24-OA	1322	1500	1677	1859	2049	2224	2419	2619



Legend

Metal Seating Collection

Different fabrics may be specified on the seat and on the back. In this case, use the higher grade of the two. No additional upcharge applies. All prices are in US dollars (USD).

LEC121E-OA

DESCRIPTION –

Hip Chair
21" seat width



DIMENSIONS –

Width	24.5
Depth	28.75
Height	40.75
Seat Width	21
Seat Depth	20
Seat Height	24.5
Arm Height	32.5
COM Yard Back 1 / Seat 0.75	
Cubic Feet	13
Ship Weight	45

OPTIONS –

Moisture barrier, <i>per seat</i>	+85
Ganging bracket (1 per 2 chairs)	+50
Wood arm caps	+0
Polyurethane arm caps	+0
Corian® Solid Surface arm caps	+795
Memory gel seat topper	+85

MODEL NO.	COM/1	2	3	4	5	6	7	8
LEC121E-OA	1879	2043	2197	2369	2538	2710	2890	3072

LB31-OA

DESCRIPTION –

Guest Chair
31" seat width




DIMENSIONS –

Width	34.5
Depth	25.25
Height	34.25
Seat Width	31
Seat Depth	20
Seat Height	18
Arm Height	26.5
COM Yard Back 1.75 / Seat 1.25	
Cubic Feet	19
Ship Weight	54

OPTIONS –

Moisture barrier, <i>per seat</i>	+85
Ganging bracket (1 per 2 chairs)	+50
Wood arm caps	+0
Polyurethane arm caps	+0
Corian® Solid Surface arm caps	+795
Memory gel seat topper	+95

MODEL NO.	COM/1	2	3	4	5	6	7	8
LB31-OA	1665	1916	2165	2418	2681	2953	3229	3511



Legend

Metal Seating Collection

Different fabrics may be specified on the seat and on the back. In this case, use the higher grade of the two. No additional upcharge applies. All prices are in US dollars (USD).

LEC221N-OA

DESCRIPTION –

Two-seat
21" seat width



DIMENSIONS –

Width 45.5
Depth 25.25
Height 34.25
Seat Width 21
Seat Depth 20
Seat Height 18
Arm Height 26.5
COM Yard Back 2 / Seat 1.5
Cubic Feet 25
Ship Weight 68

OPTIONS –

Moisture barrier, *per seat* +85
Wood arm caps +0
Polyurethane arm caps +0
Corian® Solid Surface arm caps +795
Memory gel seat topper (per seat) +85

MODEL NO.	COM/1	2	3	4	5	6	7	8
LEC221N-OA	1933	2190	2450	2738	3019	3309	3613	3922

LEC221F-OA

DESCRIPTION –

Two-seat, center arm
21" seat width




DIMENSIONS –

Width 46.75
Depth 25.25
Height 34.25
Seat Width 21
Seat Depth 20
Seat Height 18
Arm Height 26.5
COM Yard Back 2 / Seat 1.5
Cubic Feet 25
Ship Weight 68

OPTIONS –

Moisture barrier, *per seat* +85
Wood arm caps +0
Polyurethane arm caps +0
Corian® Solid Surface arm caps +1195
Memory gel seat topper (per seat) +85

MODEL NO.	COM/1	2	3	4	5	6	7	8
LEC221F-OA	2078	2343	2609	2902	3190	3487	3796	4108



Legend

Metal Seating Collection

Different fabrics may be specified on the seat and on the back. In this case, use the higher grade of the two. No additional upcharge applies. All prices are in US dollars (USD).

LEC321N-OA

DESCRIPTION –

Three-seat
21" seat width



DIMENSIONS –

Width 66.25
Depth 25.25
Height 34.25
Seat Width 21
Seat Depth 20
Seat Height 18
Arm Height 26.5
COM Yard Back 3 / Seat 2.5
Cubic Feet 36
Ship Weight 98

OPTIONS –

Moisture barrier, *per seat* +85
Wood arm caps +0
Polyurethane arm caps +0
Corian® Solid Surface arm caps +795
Memory gel seat topper (per seat) +85

MODEL NO.	COM/1	2	3	4	5	6	7	8
LEC321N-OA	2812	3196	3586	4015	4435	4871	5326	5784

LEC321F-OA

DESCRIPTION –

Three-seat, center arms
21" seat width




DIMENSIONS –

Width 69
Depth 25.25
Height 34.25
Seat Width 21
Seat Depth 20
Seat Height 18
Arm Height 26.5
COM Yard Back 3 / Seat 2.5
Cubic Feet 36
Ship Weight 98

OPTIONS –

Moisture barrier, *per seat* +85
Wood arm caps +0
Polyurethane arm caps +0
Corian® Solid Surface arm caps +1590
Memory gel seat topper (per seat) +85

MODEL NO.	COM/1	2	3	4	5	6	7	8
LEC321F-OA	3084	3480	3877	4318	4747	5191	5653	6126



Legend Rocker

Patient Seating Collection

Different fabrics may be specified on the seat and on the back. In this case, use the higher grade of the two. No additional upcharge applies. All prices are in US dollars (USD).

LG21-RK-OA

DESCRIPTION –

Rocker, open arms (-OA)
21" seat width



DIMENSIONS –

Width 24.5
Depth 25.25
Height 34.25
Seat Width 21
Seat Depth 20
Seat Height 18
Arm Height 26.5
COM Yard Back 1 / Seat 0.75
COM Yard Arms 1
Cubic Feet 13
Ship Weight 38

OPTIONS –

Moisture barrier, *per seat* +85
Wood arm caps +0
Polyurethane arm caps +0
Corian® Solid Surface arm caps +795
Memory gel seat topper (per seat) +85

MODEL NO.	COM/1	2	3	4	5	6	7	8
LG21-RK-OA	1882	2018	2144	2281	2411	2542	2686	2831

LG24-RK-OA

DESCRIPTION –

Rocker, open arms (-OA)
24" seat width




DIMENSIONS –

Width 27.5
Depth 25.25
Height 34.25
Seat Width 24
Seat Depth 20
Seat Height 18
Arm Height 26.5
COM Yard Back 1 / Seat 0.75
COM Yard Arms 1
Cubic Feet 15
Ship Weight 42

OPTIONS –

Moisture barrier, *per seat* +85
Wood arm caps +0
Polyurethane arm caps +0
Corian® Solid Surface arm caps +795
Memory gel seat topper (per seat) +90

MODEL NO.	COM/1	2	3	4	5	6	7	8
LG24-RK-OA	2048	2212	2367	2527	2685	2828	2995	3163



Legend

Metal Seating Collection

LTC-90R

DESCRIPTION –

Radius Corner Table

Includes two connecting brackets



DIMENSIONS –

Width 26

Depth 26

Cubic Feet 2

Ship Weight 25

AVAILABLE IN 12 LAMINATED FINISHES –

Aria, Candlelight, Chestnut, Chocolate,

Dolce Vita, Grenada, Hardrock Maple,

Havana, Palomino, Pebble, Sand,

White Chocolate

MODEL NO.

PRICE

LTC-90R-P	HPL with PVC edge	USD \$	834
LTC-90R-S	Corian® Solid Surface	USD \$	1399

LTC-90S

DESCRIPTION –

Square Corner Table

Includes two connecting brackets



DIMENSIONS –

Width 26

Depth 26

Cubic Feet 2

Ship Weight 30

AVAILABLE IN 12 LAMINATED FINISHES –

Aria, Candlelight, Chestnut, Chocolate,

Dolce Vita, Grenada, Hardrock Maple,

Havana, Palomino, Pebble, Sand,

White Chocolate

MODEL NO.

PRICE

LTC-90S-P	HPL with PVC edge	USD \$	834
LTC-90S-S	Corian® Solid Surface	USD \$	1399

LTC-SP

DESCRIPTION –

Square Spacer Table

Includes two connecting brackets



DIMENSIONS –

Width 18

Depth 18

Cubic Feet 1

Ship Weight 16

AVAILABLE IN 12 LAMINATED FINISHES –

Aria, Candlelight, Chestnut, Chocolate,

Dolce Vita, Grenada, Hardrock Maple,


Havana, Palomino, Pebble, Sand,

White Chocolate

MODEL NO.

PRICE

LTC-SP-P	HPL with PVC edge	USD \$	662
LTC-SP-S	Corian® Solid Surface	USD \$	1331



Legend

Occasional Table Collection

LTF-1818-16

DESCRIPTION –

Square Table



DIMENSIONS –

Width 18

Depth 18

Height 16

Cubic Feet 2

Ship Weight 24

MODEL NO.

PRICE

LTF-1818-16-P	HPL with 3mm PVC edge	USD \$	1014
LTF-1818-16-S	Corian® Solid Surface	USD \$	1613

LTF-20D-16

DESCRIPTION –

Round Table



DIMENSIONS –

Width 20

Depth 20

Height 16

Cubic Feet 2

Ship Weight 24

MODEL NO.

PRICE

LTF-20D-16-P	HPL with 3mm PVC edge	USD \$	1002
LTF-20D-16-S	Corian® Solid Surface	USD \$	1594

round table

Integrity

Metal Seating Collection

When ordering this product, specification codes must be added to unit Model Number, as shown below.

NOTE: Upholstery and/or additional options must be specified separately.



POLYURETHANE
ARM COLOR –

METAL
FRAME FINISH –

Integrity

MODEL
NUMBER –

METAL FRAME
FINISH –

POLYURETHANE
ARM COLOR –

NTG110-WA-S –PB

GM Gunmetal **PB** Black

MB Metallic Beige **PG** Grey

SB Smooth Black **PT** Taupe

SS Smooth Silver

TB Textured Black

TN Textured Nickel

Integrity

Metal Seating Collection

Different fabrics may be specified on the seat and on the back. In this case, use the higher grade of the two. No additional upcharge applies. All prices are in US dollars (USD).

NTG100-AL

DESCRIPTION –

Guest Chair, armless



DIMENSIONS –

Width	24
Depth	27
Height	35
Seat Width	21
Seat Depth	19.5
Seat Height	19
COM Yard Back	1
COM Yard Seat	0.75
Cubic Feet	14
Ship Weight	33

OPTIONS –

Moisture barrier, <i>per seat</i>	+85
Wallsaver rear leg	+65
Ganging bracket (1 per 2 chairs)	+50
Adjustable glides	+50



ADJUSTABLE
GLIDES

***Front adjustment only on wall saver models.*

MODEL NO.	COM/1	2	3	4	5	6	7	8
NTG100-AL	1153	1303	1443	1590	1741	1890	2046	2206

NTG110-WA

DESCRIPTION –

Guest Chair, arms



DIMENSIONS –

Width	24
Depth	27
Height	35
Seat Width	21
Seat Depth	19.5
Seat Height	19
Arm Height	25.5
COM Yard Back	1.25
COM Yard Seat	0.75
Cubic Feet	14
Ship Weight	38

OPTIONS –

Moisture barrier, <i>per seat</i>	+85
Wallsaver rear leg	+65
Ganging bracket (1 per 2 chairs)	+50
Adjustable glides	+50



ADJUSTABLE
GLIDES

***Front adjustment only on wall saver models.*

MODEL NO.	COM/1	2	3	4	5	6	7	8
NTG110-WA	1248	1401	1542	1693	1846	2004	2166	2331

Integrity

Integrity

Metal Seating Collection

Different fabrics may be specified on the seat and on the back. In this case, use the higher grade of the two. No additional upcharge applies. All prices are in US dollars (USD).

NTH130

DESCRIPTION –

Hip Chair



DIMENSIONS –

Width 24	_____
Depth 27	_____
Height 41	_____
Seat Width 21	_____
Seat Depth 21	_____
Seat Height 24.5	_____
Arm Height 34	_____
COM Yard Back 1	_____
COM Yard Seat 0.75	_____
Cubic Feet 18	_____
Ship Weight 42	_____

OPTIONS –

Moisture barrier, <i>per seat</i>	+85
Adjustable glides	+50



ADJUSTABLE
GLIDES

MODEL NO.	COM/1	2	3	4	5	6	7	8
NTH130	2109	2279	2437	2596	2763	2931	3103	3278

Integrity

Integrity Highback

Patient Seating Collection

Different fabrics may be specified on the seat and on the back. In this case, use the higher grade of the two. No additional upcharge applies. All prices are in US dollars (USD).

NTP130

DESCRIPTION –

Highback Chair



DIMENSIONS –

Width	24.5
Depth	27
Height	45.5
Seat Width	21
Seat Depth	19.5
Seat Height	19
Arm Height	25.5
COM Yard Back	1.75
COM Yard Seat	0.75
Cubic Feet	20
Ship Weight	43

OPTIONS –

Moisture barrier, <i>per seat</i>	+85
Wallsaver rear leg	+65
Tilt and roll casters (inc. handle)	+225
Adjustable glides	+50



ADJUSTABLE GLIDES

***Front adjustment only on wall saver models.*

MODEL NO.	COM/1	2	3	4	5	6	7	8
NTP130	1505	1722	1929	2146	2369	2599	2834	3071

NTFR

DESCRIPTION –

Foot Rest



DIMENSIONS –

Width	18.5
Depth	14
Height	13
COM Yard	0.75
Cubic Feet	3
Ship Weight	12

OPTIONS –

Adjustable glides	+50
-------------------	-----



ADJUSTABLE GLIDES

***Front adjustment only on wall saver models.*

MODEL NO.	COM/1	2	3	4	5	6	7	8
NTFR	844	905	958	1016	1075	1132	1194	1247

Integrity

Integrity

Metal Seating Collection

Different fabrics may be specified on the seat and on the back. In this case, use the higher grade of the two. No additional upcharge applies. All prices are in US dollars (USD).

NTB120-AL

DESCRIPTION –

Chair, armless



DIMENSIONS –

Width	34
Depth	27
Height	35
Seat Width	31
Seat Depth	19.5
Seat Height	19
COM Yard Back	1.75
COM Yard Seat	1.25
Cubic Feet	19
Ship Weight	42

OPTIONS –

Moisture barrier, <i>per seat</i>	+85
Wallsaver rear leg	+65
Ganging bracket (1 per 2 chairs)	+50
Adjustable glides	+50



ADJUSTABLE
GLIDES

***Front adjustment only on wall saver models.*

MODEL NO.	COM/1	2	3	4	5	6	7	8
NTB120-AL	1667	1923	2169	2429	2694	2966	3242	3523

NTB120-WA

DESCRIPTION –

Chair, arms



DIMENSIONS –

Width	34.5
Depth	27
Height	35
Seat Width	31
Seat Depth	19.5
Seat Height	19
COM Yard Back	1.75
COM Yard Seat	1.25
Cubic Feet	19
Ship Weight	47

OPTIONS –

Moisture barrier, <i>per seat</i>	+85
Wallsaver rear leg	+65
Ganging bracket (1 per 2 chairs)	+50
Adjustable glides	+50



ADJUSTABLE
GLIDES

***Front adjustment only on wall saver models.*

MODEL NO.	COM/1	2	3	4	5	6	7	8
NTB120-WA	1763	2020	2269	2532	2797	3072	3356	3641

Integrity

Integrity

Metal Seating Collection

Different fabrics may be specified on the seat and on the back. In this case, use the higher grade of the two. No additional upcharge applies. All prices are in US dollars (USD).

NT220-WCA

DESCRIPTION –

Two-seat, center arm



DIMENSIONS –

Width	47.5
Depth	27
Height	35
Seat Width	21
Seat Depth	19.5
Seat Height	19
Arm Height	25.5
COM Yard Back	2
COM Yard Seat	1.5
Cubic Feet	28
Ship Weight	73.5

OPTIONS –

Moisture barrier, <i>per seat</i>	+85
Wallsaver rear leg	+98
Adjustable glides	+75



ADJUSTABLE GLIDES

***Front adjustment only on wall saver models.*

MODEL NO.	COM/1	2	3	4	5	6	7	8
NT220-WCA	2437	2739	3024	3321	3628	3948	4275	4606

NT330-WCA

DESCRIPTION –

Three-seat, center arms



DIMENSIONS –

Width	69
Depth	27
Height	35
Seat Width	21
Seat Depth	19.5
Seat Height	19
Arm Height	25.5
COM Yard Back	3
COM Yard Seat	2.25
Cubic Feet	40
Ship Weight	109

OPTIONS –

Moisture barrier, <i>per seat</i>	+85
Wallsaver rear leg	+130
Adjustable glides	+100



ADJUSTABLE GLIDES

***Front adjustment only on wall saver models.*

MODEL NO.	COM/1	2	3	4	5	6	7	8
NT330-WCA	3624	4078	4508	4949	5409	5882	6363	6852

Integrity

Integrity

Bench Seating Collection

All prices are in US dollars (USD).

NTB-42

DESCRIPTION –

Two-seat Bench



DIMENSIONS –

Width	45
Depth	25
Seat Width	42
Seat Height	18
COM Yard	2
Cubic Feet	14
Ship Weight	42

OPTIONS –

Moisture barrier +80

MODEL NO.	COM/1	2	3	4	5	6	7	8
NTB-42	1704	1888	2060	2241	2426	2617	2809	3007

NTB-63

DESCRIPTION –

Three-seat Bench



DIMENSIONS –

Width	66
Depth	25
Seat Width	63
Seat Height	18
COM Yard	3
Cubic Feet	20
Ship Weight	60

OPTIONS –

Moisture barrier +120

MODEL NO.	COM/1	2	3	4	5	6	7	8
NTB-63	2350	2623	2879	3146	3419	3702	3990	4283

Integrity

Integrity

Metal Seating Collection

NTC-90R

DESCRIPTION –

Radius Corner Table

Includes two connecting brackets



DIMENSIONS –

Width 26

Depth 26

Cubic Feet 2

Ship Weight 25

AVAILABLE IN 12 LAMINATED FINISHES –

Aria, Candlelight, Chestnut, Chocolate,

Dolce Vita, Grenada, Hardrock Maple,

Havana, Palomino, Pebble, Sand,

White Chocolate

MODEL NO.

PRICE

NTC-90R-P	HPL with PVC edge	USD \$	834
NTC-90R-S	Corian® Solid Surface	USD \$	1399

NTC-90S

DESCRIPTION –

Square Corner Table

Includes two connecting brackets



DIMENSIONS –

Width 26

Depth 26

Cubic Feet 2

Ship Weight 30

AVAILABLE IN 12 LAMINATED FINISHES –

Aria, Candlelight, Chestnut, Chocolate,

Dolce Vita, Grenada, Hardrock Maple,

Havana, Palomino, Pebble, Sand,

White Chocolate

MODEL NO.

PRICE

NTC-90S-P	HPL with PVC edge	USD \$	834
NTC-90S-S	Corian® Solid Surface	USD \$	1399

NTC-SP

DESCRIPTION –

Square Spacer Table

Includes two connecting brackets



DIMENSIONS –

Width 18

Depth 18

Cubic Feet 1

Ship Weight 16

AVAILABLE IN 12 LAMINATED FINISHES –

Aria, Candlelight, Chestnut, Chocolate,

Dolce Vita, Grenada, Hardrock Maple,

Havana, Palomino, Pebble, Sand,

White Chocolate

MODEL NO.

PRICE

NTC-SP-P	HPL with PVC edge	USD \$	662
NTC-SP-S	Corian® Solid Surface	USD \$	1331

Integrity

Integrity

Occasional Table Collection

NTF-1818-16

DESCRIPTION –

Square Table



DIMENSIONS –

Width 18

Depth 18

Height 16

Cubic Feet 2

Ship Weight 24

MODEL NO.			PRICE
NTF-1818-16-P	HPL with 3mm PVC edge	USD \$	1014
NTF-1818-16-S	Corian® Solid Surface	USD \$	1613

NTF-20D-16

DESCRIPTION –

Round Table



DIMENSIONS –

Width 20

Depth 20

Height 16

Cubic Feet 2

Ship Weight 24

MODEL NO.			PRICE
NTF-20D-16-P	HPL with 3mm PVC edge	USD \$	1002
NTF-20D-16-S	Corian® Solid Surface	USD \$	1594

Integrity

Vista II

Metal Seating Collection

When ordering this product, specification codes must be added to unit Model Number, as shown below.

NOTE: Upholstery and/or additional options must be specified separately.



Vista II

MODEL NUMBER –

METAL FRAME FINISH –

ARM CAP FINISH –

SV200 –S –CH

GM Gunmetal	Wood	Polyurethane
MB Metallic Beige	AR Aria	PB Black
SB Smooth Black	CL Candlelight	PG Grey
SS Smooth Silver	CN Chestnut	PT Taupe
TB Textured Black	CH Chocolate	
TN Textured Nickel	DV Dolce Vita	
	GR Grenada	
	HM Hard Rock Maple	
	HA Havana	
	PA Palomino	
	PE Pebble	
	SA Sand	
	WC White Chocolate	

Vista II

Metal Seating Collection

Different fabrics may be specified on the seat and on the back. In this case, use the higher grade of the two. No additional upcharge applies. All prices are in US dollars (USD).

SV200-21

DESCRIPTION –

Guest Chair
21" seat width



DIMENSIONS –

Width 23.5

Depth 26.5

Height 35

Seat Width 21

Seat Height 18.5

Arm Height 26

COM Yard Back 1.25

COM Yard Seat 0.75

Cubic Feet 15

Ship Weight 38

OPTIONS –

Moisture barrier, *per seat* +85

Gangling bracket (1 per 2 chairs) +50

Wood arm caps +0

Polyurethane arm caps +0

Corian® Solid Surface arm caps +795

Flex-back +250



FLEX-BACK

MODEL NO.	COM/1	2	3	4	5	6	7	8
SV200-21	1405	1570	1727	1891	2058	2231	2407	2586

SV200-24

DESCRIPTION –

Guest Chair
24" seat width



DIMENSIONS –

Width 26.5

Depth 26.5

Height 35

Seat Width 24

Seat Height 18.5

Arm Height 26

COM Yard Back 1.25

COM Yard Seat 0.75

Cubic Feet 15

Ship Weight 38

OPTIONS –

Moisture barrier, *per seat* +85

Gangling bracket (1 per 2 chairs) +50

Wood arm caps +0

Polyurethane arm caps +0


Corian® Solid Surface arm caps +795

Flex-back +250



FLEX-BACK

MODEL NO.	COM/1	2	3	4	5	6	7	8
SV200-24	1563	1729	1886	2046	2211	2384	2558	2733



Vista II

Metal Seating Collection

Different fabrics may be specified on the seat and on the back. In this case, use the higher grade of the two. No additional upcharge applies. All prices are in US dollars (USD).

SV210

DESCRIPTION –

Guest Chair



DIMENSIONS –

Width	33.5
Depth	26.5
Height	35
Seat Width	31
Seat Height	18.5
Arm Height	26.5
COM Yard Back	1.75
COM Yard Seat	1.25
Cubic Feet	21
Ship Weight	50

OPTIONS –

Moisture barrier, <i>per seat</i>	+85
Gangling bracket (1 per 2 chairs)	+50
Wood arm caps	+0
Polyurethane arm caps	+0
Corian® Solid Surface arm caps	+795

MODEL NO.	COM/1	2	3	4	5	6	7	8
SV210	1869	2115	2351	2596	2846	3107	3372	3640

SV200-42

DESCRIPTION –

Settee




DIMENSIONS –

Width	44.5
Depth	26.5
Height	35
Seat Width	42
Seat Height	18.5
Arm Height	26.5
COM Yard Back	2.5
COM Yard Seat	1.5
Cubic Feet	25
Ship Weight	64

OPTIONS –

Moisture barrier, <i>per seat</i>	+170
Wood arm caps	+0
Polyurethane arm caps	+0
Corian® Solid Surface arm caps	+795

MODEL NO.	COM/1	2	3	4	5	6	7	8
SV200-42	2343	2674	2993	3322	3662	4015	4373	4739



Vista II

Metal Seating Collection

Different fabrics may be specified on the seat and on the back. In this case, use the higher grade of the two. No additional upcharge applies. All prices are in US dollars (USD).

SV250

DESCRIPTION –

Hip Chair



DIMENSIONS –

Width	23.5
Depth	30.5
Height	41
Seat Width	21
Seat Height	24.5
Arm Height	32
COM Yard Back	1.25
COM Yard Seat	0.75
Cubic Feet	18
Ship Weight	46

OPTIONS –

Moisture barrier, <i>per seat</i>	+85
Wood arm caps	+0
Polyurethane arm caps	+0
Corian® Solid Surface arm caps	+795

MODEL NO.	COM/1	2	3	4	5	6	7	8
SV250	2452	2645	2819	2998	3182	3372	3566	3760

SV220H-21

DESCRIPTION –

Two-seat, half center arm
21" seat width




DIMENSIONS –

Width	45
Depth	26.5
Height	35
Seat Width	21
Seat Height	18.5
Arm Height	26.5
COM Yard Back	2.5
COM Yard Seat	1.5
Cubic Feet	28
Ship Weight	65

OPTIONS –

Moisture barrier, <i>per seat</i>	+85
Wood arm caps	+0
Polyurethane arm caps	+0
Corian® Solid Surface arm caps	+1193

MODEL NO.	COM/1	2	3	4	5	6	7	8
SV220H-21	2434	2751	3054	3366	3689	4022	4363	4706



Vista II

Metal Seating Collection

Different fabrics may be specified on the seat and on the back. In this case, use the higher grade of the two. No additional upcharge applies. All prices are in US dollars (USD).

SV220F-21

DESCRIPTION –

Two-seat, full center arm
21" seat width



DIMENSIONS –

Width 45
Depth 26.5
Height 35
Seat Width 21
Seat Height 18.5
Arm Height 26.5
COM Yard Back 2.5
COM Yard Seat 1.5
Cubic Feet 28
Ship Weight 68

OPTIONS –

Moisture barrier, *per seat* +85
Wood arm caps +0
Polyurethane arm caps +0
Corian® Solid Surface arm caps +1193

MODEL NO.	COM/1	2	3	4	5	6	7	8
SV220F-21	2578	2898	3204	3520	3845	4179	4516	4858

SV230H-21

DESCRIPTION –

Three-seat, half center arms
21" seat width




DIMENSIONS –

Width 66.5
Depth 26.5
Height 35
Seat Width 21
Seat Height 18.5
Arm Height 26
COM Yard Back 3.75
COM Yard Seat 2.25
Cubic Feet 42
Ship Weight 92

OPTIONS –

Moisture barrier, *per seat* +85
Wood arm caps +0
Polyurethane arm caps +0
Corian® Solid Surface arm caps +1590

MODEL NO.	COM/1	2	3	4	5	6	7	8
SV230H-21	3597	4111	4604	5116	5643	6188	6743	7306



Vista II

Metal Seating Collection

Different fabrics may be specified on the seat and on the back. In this case, use the higher grade of the two. No additional upcharge applies. All prices are in US dollars (USD).

SV230F-21

DESCRIPTION –

Three-seat, full center arms
21" seat width




DIMENSIONS –

Width	66.5
Depth	26.5
Height	35
Seat Width	21
Seat Height	18.5
Arm Height	26
COM Yard Back	3.75
COM Yard Seat	2.25
Cubic Feet	42
Ship Weight	98

OPTIONS –

Moisture barrier, <i>per seat</i>	+85
Wood arm caps	+0
Polyurethane arm caps	+0
Corian® Solid Surface arm caps	+1590

MODEL NO.	COM/1	2	3	4	5	6	7	8
SV230F-21	3757	4276	4764	5287	5808	6365	6930	7506



Vista II Highback

Patient Seating Collection

Different fabrics may be specified on the seat and on the back. In this case, use the higher grade of the two. No additional upcharge applies. All prices are in US dollars (USD).

SV240-21

DESCRIPTION –

Highback
21" seat width



DIMENSIONS –

Width 23.5
Depth 26.5
Height 45.5
Seat Width 21
Seat Height 18.5
Arm Height 26
COM Yard Back 1.75
COM Yard Seat 0.75
Cubic Feet 20
Ship Weight 46

OPTIONS –

Moisture barrier, *per seat* +85
Tilt and Roll +225
Wood arm caps +0
Polyurethane arm caps +0
Corian® Solid Surface arm caps +795
Flex-back +250



FLEX-BACK

MODEL NO.	COM/1	2	3	4	5	6	7	8
SV240-21	1707	1966	2217	2475	2742	3021	3302	3589

SV240-24

DESCRIPTION –

Highback
24" seat width



DIMENSIONS –

Width 26.3
Depth 26.5
Height 45.5
Seat Width 24
Seat Height 18.5
Arm Height 26
COM Yard Back 2
COM Yard Seat 1
Cubic Feet 21
Ship Weight 54


OPTIONS –

Moisture barrier, *per seat* +85
Tilt and Roll +225
Wood arm caps +0
Polyurethane arm caps +0
Corian® Solid Surface arm caps +795
Flex-back +250



FLEX-BACK

MODEL NO.	COM/1	2	3	4	5	6	7	8
SV240-24	1873	2129	2377	2631	2896	3168	3444	3724



Vista II Highback

Patient Seating Collection

Different fabrics may be specified on the seat and on the back. In this case, use the higher grade of the two. No additional upcharge applies. All prices are in US dollars (USD).

SV240-31

DESCRIPTION –

Highback
31" seat width



DIMENSIONS –

Width 33.5

Depth 26.5

Height 45.5

Seat Width 31

Seat Height 18.5

Arm Height 26

COM Yard Back 2.25

COM Yard Seat 1.25

Cubic Feet 24

Ship Weight 56

OPTIONS –

Moisture barrier, *per seat* +85

Tilt and Roll +225

Wood arm caps +0

Polyurethane arm caps +0

Corian® Solid Surface arm caps +795

MODEL NO.	COM/1	2	3	4	5	6	7	8
SV240-31	2094	2358	2610	2869	3139	3414	3695	3980

SV2FR

DESCRIPTION –

Foot Rest



DIMENSIONS –

Width 18.5

Depth 14


Height 13

COM Yard 0.75

Cubic Feet 3

Ship Weight 15

MODEL NO.	COM/1	2	3	4	5	6	7	8
SV2FR	776	870	923	980	1037	1092	1151	1211



Vista II Benches

Patient Seating Collection

Different fabrics may be specified on the seat and on the back. In this case, use the higher grade of the two. No additional upcharge applies. All prices are in US dollars (USD).

V2B-63

DESCRIPTION –

Three-seat Bench
W 65.5 D 25 H 18




DIMENSIONS –

Seat Width 63
Seat Height 18
Arm Height 24
COM Yard 3
Cubic Feet 22
Ship Weight 65

OPTIONS –

Moisture barrier +120
Wood arm caps +0
Polyurethane arm caps +0

MODEL NO.	COM/1	2	3	4	5	6	7	8
V2B-63	2489	2764	3024	3292	3571	3856	4145	4438



Vista II

Occasional Table Collection

V2F-222217

DESCRIPTION –

Square Table



DIMENSIONS –

Width 22

Depth 22

Height 17

Cubic Feet 2

Ship Weight 27

AVAILABLE IN 12 LAMINATED FINISHES –

Aria, Candlelight, Chestnut, Chocolate,

Dolce Vita, Grenada, Hardrock Maple,


Havana, Palomino, Pebble, Sand,

White Chocolate

MODEL NO.

PRICE

V2F-222217-P	HPL with PVC edge	USD \$	1014
V2F-222217-S	Corian® Solid Surface	USD \$	1613



Jensen

Metal Seating Collection

When ordering this product, specification codes must be added to unit Model Number, as shown below.

NOTE: Upholstery and/or additional options must be specified separately.



ARM CAP
FINISH -

METAL FRAME
FINISH -

MODEL
NUMBER -

METAL FRAME
FINISH -

ARM CAP
FINISH -

JEC121-OA-SS -CH

GM Gunmetal	Wood	Polyurethane
MB Metallic Beige	AR Aria	PB Black
SB Smooth Black	CL Candlelight	PG Grey
SS Smooth Silver	CN Chestnut	PT Taupe
TB Textured Black	CH Chocolate	
TN Textured Nickel	DV Dolce Vita	
	GR Grenada	
	HM Hard Rock Maple	
	HA Havana	
	PA Palomino	
	PE Pebble	
	SA Sand	
	WC White Chocolate	

Jensen

Jensen

Metal Seating Collection

Different fabrics may be specified on the seat and on the back. In this case, use the higher grade of the two. No additional upcharge applies. All prices are in US dollars (USD).

JEC121-OA

DESCRIPTION –

Single Chair

With open arms

21" seat width



DIMENSIONS –

Width 24.25

Depth 26.5

Height 34.5

Seat Width 21

Seat Depth 18

Seat Height 18.25

Arm Height 27

COM Yard Back 1

COM Yard Seat 1

Cubic Feet 13

Ship Weight 43

OPTIONS –

Moisture barrier, *per seat* +85

Wood arm caps +0

Polyurethane arm caps +0

Corian® Solid Surface arm caps +695

MODEL NO.	COM/1	2	3	4	5	6	7	8
JEC121-OA	1527	1680	1833	1988	2141	2294	2448	2601

JEC121-CA

DESCRIPTION –

Single Chair

With closed arms

21" seat width



DIMENSIONS –

Width 24.25

Depth 26.5

Height 34.5

Seat Width 21

Seat Depth 18

Seat Height 18.25

Arm Height 27

COM Yard Back 1

COM Yard Seat 1

COM Yard Arms 1

Cubic Feet 13

Ship Weight 51

OPTIONS –

Moisture barrier, *per seat* +85

Wood arm caps +0

Polyurethane arm caps +0

Corian® Solid Surface arm caps +695

MODEL NO.	COM/1	2	3	4	5	6	7	8
JEC121-CA	1949	2174	2396	2620	2842	3065	3289	3511

Jensen

Jensen

Metal Seating Collection

Different fabrics may be specified on the seat and on the back. In this case, use the higher grade of the two. No additional upcharge applies. All prices are in US dollars (USD).

JEC124-OA

DESCRIPTION –

Single Chair

With open arms

24" seat width



DIMENSIONS –

Width 27

Depth 26.5

Height 34.5

Seat Width 24

Seat Depth 18

Seat Height 18.25

Arm Height 27

COM Yard Back 1

COM Yard Seat 1

Cubic Feet 15

Ship Weight 48

OPTIONS –

Moisture barrier, *per seat* +85

Wood arm caps +0

Polyurethane arm caps +0

Corian® Solid Surface arm caps +695

MODEL NO.	COM/1	2	3	4	5	6	7	8
JEC124-OA	1657	1838	2020	2201	2382	2563	2746	2926

JEC124-CA

DESCRIPTION –

Single Chair

With closed arms

24" seat width



DIMENSIONS –

Width 27

Depth 26.5

Height 34.5

Seat Width 24

Seat Depth 18

Seat Height 18.25

Arm Height 27

COM Yard Back 1

COM Yard Seat 1

COM Yard Arms 1

Cubic Feet 15

Ship Weight 56

OPTIONS –

Moisture barrier, *per seat* +85

Wood arm caps +0

Polyurethane arm caps +0

Corian® Solid Surface arm caps +615

MODEL NO.	COM/1	2	3	4	5	6	7	8
JEC124-CA	2079	2344	2609	2874	3138	3404	3670	3933

Jensen

Jensen

Metal Seating Collection

Different fabrics may be specified on the seat and on the back. In this case, use the higher grade of the two. No additional upcharge applies. All prices are in US dollars (USD).

JEC131-OA

DESCRIPTION –

Guest Chair

With open arms

31" seat width



DIMENSIONS –

Width 34

Depth 26.5

Height 34.5

Seat Width 31

Seat Depth 18

Seat Height 18.25

Arm Height 27

COM Yard Back 1.5

COM Yard Seat 1

Cubic Feet 18

Ship Weight 54

OPTIONS –

Moisture barrier, *per seat* +85

Wood arm caps +0

Polyurethane arm caps +0

Corian® Solid Surface arm caps +695

MODEL NO.	COM/1	2	3	4	5	6	7	8
JEC131-OA	2071	2322	2574	2825	3074	3326	3577	3828

JEC131-CA

DESCRIPTION –

Guest Chair

With closed arms

31" seat width



DIMENSIONS –

Width 34

Depth 26.5

Height 34.5

Seat Width 31

Seat Depth 18

Seat Height 18.25

Arm Height 27

COM Yard Back 1.5

COM Yard Seat 1

COM Yard Arms 1

Cubic Feet 18

Ship Weight 62

OPTIONS –

Moisture barrier +85

Wood arm caps +0

Polyurethane arm caps +0

Corian® Solid Surface arm caps +695

MODEL NO.	COM/1	2	3	4	5	6	7	8
JEC131-CA	2494	2800	3107	3415	3721	4028	4335	4642

Jensen

Jensen

Metal Seating Collection

Different fabrics may be specified on the seat and on the back. In this case, use the higher grade of the two. No additional upcharge applies. All prices are in US dollars (USD).

JEC142-OA

DESCRIPTION –

Guest Chair

With open arms

42" seat width



DIMENSIONS –

Width 45

Depth 26.5

Height 34.5

Seat Width 42

Seat Depth 18

Seat Height 18.25

Arm Height 27

COM Yard Back 1.5

COM Yard Seat 1

Cubic Feet 24

Ship Weight 71

OPTIONS –

Moisture barrier, *per seat* +85

Wood arm caps +0

Polyurethane arm caps +0

Corian® Solid Surface arm caps +695

MODEL NO.	COM/1	2	3	4	5	6	7	8
JEC142-OA	2616	2922	3228	3535	3842	4149	4455	4763

JEC142-CA

DESCRIPTION –

Guest Chair

With closed arms

42" seat width



DIMENSIONS –

Width 45

Depth 26.5

Height 34.5

Seat Width 42

Seat Depth 18

Seat Height 18.25

Arm Height 27

COM Yard Back 1.5

COM Yard Seat 1

COM Yard Arms 1

Cubic Feet 24

Ship Weight 79

OPTIONS –

Moisture barrier, *per seat* +85

Wood arm caps +0

Polyurethane arm caps +0

Corian® Solid Surface arm caps +695

MODEL NO.	COM/1	2	3	4	5	6	7	8
JEC142-CA	3038	3427	3818	4209	4600	4990	5380	5771

Jensen

Jensen

Metal Seating Collection

Different fabrics may be specified on the seat and on the back. In this case, use the higher grade of the two. No additional upcharge applies. All prices are in US dollars (USD).

JEC121E-OA

DESCRIPTION –

Hip Chair
 With open arms
 21" seat width



DIMENSIONS –

Width 24
 Depth 27.5
 Height 40.5
 Seat Width 21
 Seat Depth 18
 Seat Height 24.25
 Arm Height 33
 COM Yard Back 1
 COM Yard Seat 1
 COM Yard Arms 1
 Cubic Feet 16
 Ship Weight 50

OPTIONS –

Moisture barrier, *per seat* +85
 Wood arm caps +0
 Polyurethane arm caps +0
 Corian® Solid Surface arm caps +695

MODEL NO.	COM/1	2	3	4	5	6	7	8
JEC121E-OA	2783	2936	3089	3242	3396	3549	3702	3856

JEC121E-CA

DESCRIPTION –

Hip Chair
 With closed arms
 21" seat width



DIMENSIONS –

Width 24
 Depth 27.5
 Height 40.5
 Seat Width 21
 Seat Depth 18
 Seat Height 24.25
 Arm Height 33
 COM Yard Back 1
 COM Yard Seat 1
 COM Yard Arms
 Cubic Feet 16
 Ship Weight 58

OPTIONS –

Moisture barrier, *per seat* +85
 Wood arm caps +0
 Polyurethane arm caps +0
 Corian® Solid Surface arm caps +695

MODEL NO.	COM/1	2	3	4	5	6	7	8
JEC121E-CA	3205	3427	3652	3875	4097	4321	4543	4766

Jensen

Jensen

Metal Seating Collection

Different fabrics may be specified on the seat and on the back. In this case, use the higher grade of the two. No additional upcharge applies. All prices are in US dollars (USD).

JEC221-OA

DESCRIPTION –

Two-seat
 With open arms
 21" seat width



DIMENSIONS –

Width 46.5
 Depth 26.5
 Height 34.5
 Seat Width 21
 Seat Depth 18
 Seat Height 18.25
 Arm Height 27
 COM Yard Back 2
 COM Yard Seat 2
 Cubic Feet 25
 Ship Weight 77

OPTIONS –

Moisture barrier, *per seat* +85
 Wood arm caps +0
 Polyurethane arm caps +0
 Corian® Solid Surface arm caps +1045

MODEL NO.	COM/1	2	3	4	5	6	7	8
JEC221-OA	2775	3083	3389	3696	4003	4309	4616	4923

JEC221-CA

DESCRIPTION –

Two-seat
 With closed arms
 21" seat width



DIMENSIONS –

Width 46.5
 Depth 26.5
 Height 34.5
 Seat Width 21
 Seat Depth 18
 Seat Height 18.25
 Arm Height 27
 COM Yard Back 2
 COM Yard Seat 2
 COM Yard Arms 1.5
 Cubic Feet 25
 Ship Weight 89

OPTIONS –

Moisture barrier, *per seat* +85
 Wood arm caps +0
 Polyurethane arm caps +0
 Corian® Solid Surface arm caps +1045

MODEL NO.	COM/1	2	3	4	5	6	7	8
JEC221-CA	3410	3800	4191	4581	4973	5362	5753	6145



Jensen

Metal Seating Collection

Different fabrics may be specified on the seat and on the back. In this case, use the higher grade of the two. No additional upcharge applies. All prices are in US dollars (USD).

JEC224-OA

DESCRIPTION –

Two-seat
With open arms
24" seat width



DIMENSIONS –

Width 52.5
Depth 26.5
Height 34.5
Seat Width 24
Seat Depth 18
Seat Height 18.25
Arm Height 27
COM Yard Back 2
COM Yard Seat 2
Cubic Feet 28
Ship Weight 91

OPTIONS –

Moisture barrier, *per seat* +85
Wood arm caps +0
Polyurethane arm caps +0
Corian® Solid Surface arm caps +1045

MODEL NO.	COM/1	2	3	4	5	6	7	8
JEC224-OA	3036	3383	3732	4080	4430	4779	5127	5475

JEC224-CA

DESCRIPTION –

Two-seat
With closed arms
24" seat width



DIMENSIONS –

Width 52.5
Depth 26.5
Height 34.5
Seat Width 24
Seat Depth 18
Seat Height 18.25
Arm Height 27
COM Yard Back 2
COM Yard Seat 2
COM Yard Arms 1.5
Cubic Feet 28
Ship Weight 103

OPTIONS –

Moisture barrier, *per seat* +85
Wood arm caps +0
Polyurethane arm caps +0
Corian® Solid Surface arm caps +1045

MODEL NO.	COM/1	2	3	4	5	6	7	8
JEC224-CA	3669	4059	4451	4842	5231	5622	6012	6403

Jensen

Jensen

Metal Seating Collection

Different fabrics may be specified on the seat and on the back. In this case, use the higher grade of the two. No additional upcharge applies. All prices are in US dollars (USD).

JEC321-OA

DESCRIPTION –

Three-seat

With open arms

21" seat width



DIMENSIONS –

Width 68.5

Depth 26.5

Height 34.5

Seat Width 21

Seat Depth 18

Seat Height 18.25

Arm Height 27

COM Yard Back 3

COM Yard Seat 3

Cubic Feet 37

Ship Weight 110

OPTIONS –

Moisture barrier, *per seat* +85

Wood arm caps +0

Polyurethane arm caps +0

Corian® Solid Surface arm caps +1390

MODEL NO.	COM/1	2	3	4	5	6	7	8
JEC321-OA	4023	4512	5000	5543	5976	6464	7008	7553

JEC321-CA

DESCRIPTION –

Three-seat

With closed arms

21" seat width



DIMENSIONS –

Width 68.5

Depth 26.5

Height 34.5

Seat Width 21

Seat Depth 18

Seat Height 18.25

Arm Height 27

COM Yard Back 3

COM Yard Seat 3

COM Yard Arms 2

Cubic Feet 37

Ship Weight 126

OPTIONS –

Moisture barrier, *per seat* +85

Wood arm caps +0

Polyurethane arm caps +0

Corian® Solid Surface arm caps +1390

MODEL NO.	COM/1	2	3	4	5	6	7	8
JEC321-CA	4869	5496	6124	6753	7380	8007	8637	9265

Jensen

Jensen

Metal Seating Collection

Different fabrics may be specified on the seat and on the back. In this case, use the higher grade of the two. No additional upcharge applies. All prices are in US dollars (USD).

JEC324-OA

DESCRIPTION –

Three-seat

With open arms

24" seat width



DIMENSIONS –

Width 77.5

Depth 26.5

Height 34.5

Seat Width 24

Seat Depth 18

Seat Height 18.25

Arm Height 27

COM Yard Back 3

COM Yard Seat 3

Cubic Feet 41

Ship Weight 130

OPTIONS –

Moisture barrier, *per seat* +85

Wood arm caps +0

Polyurethane arm caps +0

Corian® Solid Surface arm caps +1390

MODEL NO.	COM/1	2	3	4	5	6	7	8
JEC324-OA	4412	4936	5459	5981	6505	7028	7551	8072

JEC324-CA

DESCRIPTION –

Three-seat

With closed arms

24" seat widths



DIMENSIONS –

Width 77.5

Depth 26.5

Height 34.5

Seat Width 24

Seat Depth 18

Seat Height 18.25

Arm Height 27

COM Yard Back 3

COM Yard Seat 3

COM Yard Arms 2

Cubic Feet 41

Ship Weight 146

OPTIONS –

Moisture barrier, *per seat* +85

Wood arm caps +0

Polyurethane arm caps +0

Corian® Solid Surface arm caps +1390

MODEL NO.	COM/1	2	3	4	5	6	7	8
JEC324-CA	5257	5913	6569	7225	7879	8535	9191	9847

Jensen

Jensen Highback

Patient Seating Collection

Different fabrics may be specified on the seat and on the back. In this case, use the higher grade of the two. No additional upcharge applies. All prices are in US dollars (USD).

JEC121-OA-HB

DESCRIPTION –

Patient Chair
With open arms
21" seat width



DIMENSIONS –

Width 24.25
Depth 26.5
Height 45
Seat Width 21
Seat Depth 18
Seat Height 18.25
Arm Height 27
COM Yard Back 1.5
COM Yard Seat 1
Cubic Feet 17
Ship Weight 47

OPTIONS –

Moisture barrier, *per seat* +85
Wood arm caps +0
Polyurethane arm caps +0
Corian® Solid Surface arm caps +695

MODEL NO.	COM/1	2	3	4	5	6	7	8
JEC121-OA-HB	1796	1970	2145	2319	2494	2668	2842	3017

JEC121-CA-HB

DESCRIPTION –

Patient Chair
With closed arms
21" seat width



DIMENSIONS –

Width 24.25
Depth 26.5
Height 45
Seat Width 21
Seat Depth 18
Seat Height 18.25
Arm Height 27
COM Yard Back 1.5
COM Yard Seat 1
COM Yard Arms 1
Cubic Feet 17
Ship Weight 55

OPTIONS –

Moisture barrier, *per seat* +85
Wood arm caps +0
Polyurethane arm caps +0
Corian® Solid Surface arm caps +695

MODEL NO.	COM/1	2	3	4	5	6	7	8
JEC121-CA-HB	2225	2448	2670	2894	3116	3341	3564	3786

Jensen

Jensen Highback

Patient Seating Collection

Different fabrics may be specified on the seat and on the back. In this case, use the higher grade of the two. No additional upcharge applies. All prices are in US dollars (USD).

JEC124-OA-HB

DESCRIPTION –

Patient Chair
With open arms
24" seat width



DIMENSIONS –

Width 27
Depth 26.5
Height 45
Seat Width 24
Seat Depth 18
Seat Height 18.25
Arm Height 27
COM Yard Back 1.75
COM Yard Seat 1
Cubic Feet 19
Ship Weight 52

OPTIONS –

Moisture barrier, *per seat* +85
Wood arm caps +0
Polyurethane arm caps +0
Corian® Solid Surface arm caps +695

MODEL NO.	COM/1	2	3	4	5	6	7	8
JEC124-OA-HB	1904	2126	2350	2574	2796	3020	3242	3466

JEC124-CA-HB

DESCRIPTION –

Patient Chair
With closed arms
24" seat width



DIMENSIONS –

Width 27
Depth 26.5
Height 45
Seat Width 24
Seat Depth 18
Seat Height 18.25
Arm Height 27
COM Yard Back 1.75
COM Yard Seat 1
COM Yard Arms 1
Cubic Feet 19
Ship Weight 60

OPTIONS –

Moisture barrier, *per seat* +85
Wood arm caps +0
Polyurethane arm caps +0
Corian® Solid Surface arm caps +695

MODEL NO.	COM/1	2	3	4	5	6	7	8
JEC124-CA-HB	2447	2684	2920	3157	3395	3632	3868	4106

Jensen

Jensen

Bench Seating Collection

All prices are in US dollars (USD).

JEB131

DESCRIPTION –

Single Bench



DIMENSIONS –

Width	34.25
Depth	21.5
Height	21
Seat Width	31
Seat Depth	19.5
Seat Height	18.25
Arm Height	21
COM Yard Seat	1
Cubic Feet	9
Ship Weight	31

OPTIONS –

Moisture barrier, <i>per seat</i>	+85
Wood arm caps	+0
Polyurethane arm caps	+0
Corian® Solid Surface arm caps	+695

MODEL NO.	COM/1	2	3	4	5	6	7	8
JEB131	1810	1936	2062	2186	2312	2438	2563	2689

JEB221

DESCRIPTION –

Two-seat Bench



DIMENSIONS –

Width	45.5
Depth	21.5
Height	21
Seat Width	21
Seat Depth	19.5
Seat Height	18.25
Arm Height	21
COM Yard Seat	1.25
Cubic Feet	12
Ship Weight	39

OPTIONS –

Moisture barrier, <i>per seat</i>	+85
Wood arm caps	+0
Polyurethane arm caps	+0
Corian® Solid Surface arm caps	+695

MODEL NO.	COM/1	2	3	4	5	6	7	8
JEB221	1980	2147	2315	2483	2649	2817	2984	3152

Jensen

Jensen

Metal Seating Collection

All prices are in US dollars (USD).

JEB321

DESCRIPTION –

Three-seat Bench



DIMENSIONS –

Width	66.5
Depth	21.5
Height	21
Seat Width	21
Seat Depth	19.5
Seat Height	18.25
Arm Height	21
COM Yard Seat	1.75
Cubic Feet	18
Ship Weight	50

OPTIONS –

Moisture barrier, <i>per seat</i>	+85
Wood arm caps	+0
Polyurethane arm caps	+0
Corian® Solid Surface arm caps	+695

MODEL NO.	COM/1	2	3	4	5	6	7	8
JEB321	2720	2970	3221	3473	3723	3974	4226	4477

Jensen

Jensen

Occasional Table Collection

Jensen

JETF181816

DESCRIPTION –

Freestanding Square Table



DIMENSIONS –

Width 18	Cubic Feet 3
Depth 18	Ship Weight 15
Height 16.25	

MODEL NO.		PRICE
JETF181816-T	Thermofoil top	USD \$ 1166
JETF181816-S	Corian® Solid Surface top	USD \$ 1610

JETF182416

DESCRIPTION –

Freestanding Rectangular Table



DIMENSIONS –

Width 24	Cubic Feet 4
Depth 18	Ship Weight 18
Height 16.25	

MODEL NO.		PRICE
JETF182416-T	Thermofoil top	USD \$ 1362
JETF182416-S	Corian® Solid Surface top	USD \$ 1762

JETF183016

DESCRIPTION –

Freestanding Rectangular Table



DIMENSIONS –

Width 30	Cubic Feet 5
Depth 18	Ship Weight 21
Height 16.25	

MODEL NO.		PRICE
JETF183016-T	Thermofoil top	USD \$ 1556
JETF183016-S	Corian® Solid Surface top	USD \$ 2030

JETF184216

DESCRIPTION –

Freestanding Rectangular Table



DIMENSIONS –

Width 42	Cubic Feet 8
Depth 18	Ship Weight 27
Height 16.25	

MODEL NO.		PRICE
JETF184216-T	Thermofoil top	USD \$ 1750
JETF184216-S	Corian® Solid Surface top	USD \$ 2694

Jensen

Occasional Table Collection

Jensen

JETF242416

DESCRIPTION –

Freestanding Square Table



DIMENSIONS –

Width 24 Cubic Feet 6
Depth 24 Ship Weight 21
Height 16.25

MODEL NO.		PRICE
JETF242416-T	Thermofoil top	USD \$ 1600
JETF242416-S	Corian® Solid Surface top	USD \$ 2067

JETF243616

DESCRIPTION –

Freestanding Rectangular Table



DIMENSIONS –

Width 36 Cubic Feet 9
Depth 24 Ship Weight 38
Height 16.25

MODEL NO.		PRICE
JETF243616-T	Thermofoil top	USD \$ 1786
JETF243616-S	Corian® Solid Surface top	USD \$ 2894

JETF244216

DESCRIPTION –

Freestanding Rectangular Table



DIMENSIONS –

Width 42 Cubic Feet 10
Depth 24 Ship Weight 42
Height 16.25

MODEL NO.		PRICE
JETF244216-T	Thermofoil top	USD \$ 1973
JETF244216-S	Corian® Solid Surface top	USD \$ 3270

JETF244816

DESCRIPTION –

Freestanding Rectangular Table



DIMENSIONS –

Width 48 Cubic Feet 11
Depth 24 Ship Weight 46
Height 16.25

MODEL NO.		PRICE
JETF244816-T	Thermofoil top	USD \$ 2156
JETF244816-S	Corian® Solid Surface top	USD \$ 3636

Spry

Metal Seating Collection

When ordering this product, specification codes must be added to unit Model Number, as shown below.

NOTE: Upholstery and/or additional options must be specified separately.



spry

MODEL
NUMBER -

METAL FRAME
FINISH -

ARM CAP
FINISHES -

SPC121 -SS -DC

GM Gunmetal	Corian® Solid Surface	Wood	Polyurethane
MB Metallic Beige	BI Bisque	AR Aria	PB Black
SB Smooth Black	CA Canyon	CL Candlelight	PG Grey
SS Smooth Silver	CW Cameo White	CN Chestnut	PT Taupe
TB Textured Black	DV Dove	CH Chocolate	
TN Textured Nickel	GW Glacier White	DV Dolce Vita	
	LI Linen	GR Grenada	
	PG Pearl Gray	HM Hard Rock Maple	
	SG Silver Gray	HA Havana	
		PA Palomino	
		PE Pebble	
		SA Sand	
		WC White Chocolate	

Spry

Metal Seating Collection

Different fabrics may be specified on the seat and on the back. In this case, use the higher grade of the two. No additional upcharge applies. All prices are in US dollars (USD).

SPC121

DESCRIPTION –

21" Chair



DIMENSIONS –

Width	25
Depth	26.75
Height	33
Seat Width	21
Seat Depth	18.5
Seat Height	18.75
Arm Height	26.5
COM Yard	1.75
COM Yard Seat	1
COM Yard Back	0.75
Ship Weight	37
Cubic Feet	13

OPTIONS –

Moisture barrier	+85
Corian® Solid Surface arm caps	+250
Wood arm caps	+0
Polyurethane arm caps	+0

MODEL NO.	COM/1	2	3	4	5	6	7	8
SPC121	1599	1738	1877	2016	2155	2293	2433	2571

SPC131

DESCRIPTION –

31" Chair



DIMENSIONS –

Width	35
Depth	26.75
Height	33
Seat Width	31
Seat Depth	18.5
Seat Height	18.75
Arm Height	26.5
COM Yard	2.5
COM Yard Seat	1
COM Yard Back	1.5
Ship Weight	45
Cubic Feet	18

OPTIONS –

Moisture barrier	+85
Corian® Solid Surface arm caps	+250
Wood arm caps	+0
Polyurethane arm caps	+0

MODEL NO.	COM/1	2	3	4	5	6	7	8
SPC131	1970	2195	2420	2645	2868	3094	3321	3549

K
R
S

Spry

Metal Seating Collection

Different fabrics may be specified on the seat and on the back. In this case, use the higher grade of the two. No additional upcharge applies. All prices are in US dollars (USD).

SPC142

DESCRIPTION –

42" Chair



DIMENSIONS –

Width 46
Depth 26.75
Height 33
Seat Width 42
Seat Depth 18.5
Seat Height 18.75
Arm Height 26.5
COM Yard 2.5
COM Yard Seat 1
COM Yard Back 1.5
Ship Weight 55
Cubic Feet 24

OPTIONS –

Moisture barrier	+170
Corian® Solid Surface arm caps	+250
Wood arm caps	+0
Polyurethane arm caps	+0

MODEL NO.	COM/1	2	3	4	5	6	7	8
SPC142	2519	2817	3115	3414	3712	4010	4308	4606

SPC121A

DESCRIPTION –

21" Chair, armless



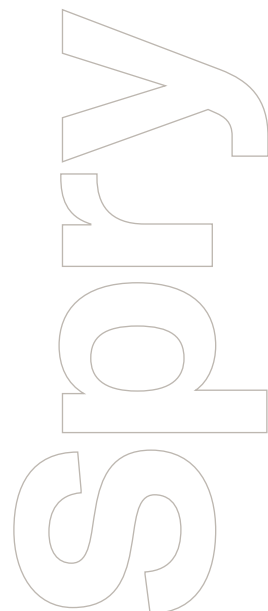
DIMENSIONS –

Width 25
Depth 26.75
Height 33
Seat Width 21
Seat Depth 18.5
Seat Height 18.75
COM Yard 1.75
COM Yard Seat 1
COM Yard Back 0.75
Ship Weight 30
Cubic Feet 11

OPTIONS –

Moisture barrier	+85
------------------	-----


MODEL NO.	COM/1	2	3	4	5	6	7	8
SPC121A	1457	1573	1688	1805	1920	2037	2153	2268



Spry

Metal Seating Collection

Different fabrics may be specified on the seat and on the back. In this case, use the higher grade of the two. No additional upcharge applies. All prices are in US dollars (USD).



SPC131A

DESCRIPTION –

31" Chair, armless



DIMENSIONS –

- Width 35
- Depth 26.75
- Height 33
- Seat Width 31
- Seat Depth 18.5
- Seat Height 18.75
- COM Yard 2.5
- COM Yard Seat 1
- COM Yard Back 1.5
- Ship Weight 38
- Cubic Feet 16

OPTIONS –

Moisture barrier +85

MODEL NO.	COM/1	2	3	4	5	6	7	8
SPC131A	1693	1917	2142	2367	2589	2817	3044	3271

SPC142A

DESCRIPTION –

42" Chair, armless



DIMENSIONS –

- Width 46
- Depth 26.75
- Height 33
- Seat Width 42
- Seat Depth 18.5
- Seat Height 18.75
- COM Yard 2.5
- COM Yard Seat 1
- COM Yard Back 1.5
- Ship Weight 47
- Cubic Feet 22

OPTIONS –

Moisture barrier +170

MODEL NO.	COM/1	2	3	4	5	6	7	8
SPC142A	2015	2313	2611	2910	3208	3506	3804	4103

Spry

Metal Seating Collection

Different fabrics may be specified on the seat and on the back. In this case, use the higher grade of the two. No additional upcharge applies. All prices are in US dollars (USD).

SPC221

DESCRIPTION –

Two Seat

DIMENSIONS –

Width 47.25

Depth 26.75

Height 33

Seat Width 21

Seat Depth 18.5

Seat Height 18.75

Arm Height 26.5

COM Yard 2.75

COM Yard Seat 1

COM Yard Back 1.75

Ship Weight 68

Cubic Feet 25

OPTIONS –

Moisture barrier +170

Corian® Solid Surface arm caps +375

Wood arm caps +0

Polyurethane arm caps +0



MODEL NO.	COM/1	2	3	4	5	6	7	8
SPC221	3119	3388	3661	3931	4201	4472	4744	5015

SPC321

DESCRIPTION –

Three Seat

DIMENSIONS –

Width 69.5

Depth 26.75

Height 33

Seat Width 21

Seat Depth 18.5

Seat Height 18.75

Arm Height 26.5

COM Yard 4

COM Yard Seat 1.5

COM Yard Back 2.5

Ship Weight 99

Cubic Feet 36

OPTIONS –

Moisture barrier +225

Corian® Solid Surface arm caps +500

Wood arm caps +0

Polyurethane arm caps +0



MODEL NO.	COM/1	2	3	4	5	6	7	8
SPC321	4477	4866	5256	5645	6033	6421	6812	7200

K
R
S

Spry

Metal Seating Collection

Different fabrics may be specified on the seat and on the back. In this case, use the higher grade of the two. No additional upcharge applies. All prices are in US dollars (USD).

SPC2131

DESCRIPTION –

Two Seat, 21/31

DIMENSIONS –

Width 54.5
Depth 26.75
Height 33
Seat Width 21/31
Seat Depth 18.5
Seat Height 18.75
Arm Height 26.5
COM Yard 4
COM Yard Seat 1.5
COM Yard Back 2.5
Ship Weight 77
Cubic Feet 28

OPTIONS –

Moisture barrier	+170
Corian® Solid Surface arm caps	+375
Wood arm caps	+0
Polyurethane arm caps	+0



MODEL NO.	COM/1	2	3	4	5	6	7	8
SPC2131	3519	3823	4131	4435	4740	5045	5352	5657

SPC3121

DESCRIPTION –

Two Seat, 31/21

DIMENSIONS –


Width 54.5
Depth 26.75
Height 33
Seat Width 31/21
Seat Depth 18.5
Seat Height 18.75
Arm Height 26.5
COM Yard 4
COM Yard Seat 1.5
COM Yard Back 2.5
Ship Weight 77
Cubic Feet 28

OPTIONS –

Moisture barrier	+170
Corian® Solid Surface arm caps	+375
Wood arm caps	+0
Polyurethane arm caps	+0



MODEL NO.	COM/1	2	3	4	5	6	7	8
SPC3121	3519	3823	4131	4435	4740	5045	5352	5657



Spry

Metal Seating Collection

Different fabrics may be specified on the seat and on the back. In this case, use the higher grade of the two. No additional upcharge applies. All prices are in US dollars (USD).

SPC121HB

DESCRIPTION –

Highback Chair




DIMENSIONS –

Width	25
Depth	26.75
Height	46
Seat Width	21
Seat Depth	18.5
Seat Height	18.75
Arm Height	26.5
COM Yard	2.5
COM Yard Seat	1
COM Yard Back	1.5
Ship Weight	41
Cubic Feet	18

OPTIONS –

Moisture barrier	+85
Corian® Solid Surface arm caps	+250
Wood arm caps	+0
Polyurethane arm caps	+0

MODEL NO.	COM/1	2	3	4	5	6	7	8
SPC121HB	1914	2027	2166	2305	2443	2582	2722	2860



Spry

Metal Seating Collection

Different fabrics may be specified on the seat and on the back. In this case, use the higher grade of the two. No additional upcharge applies. All prices are in US dollars (USD).

SPT181816-S

DESCRIPTION -

Freestanding Square Table



DIMENSIONS -

Width 18

Depth 18

Height 16

Cubic Feet 3

MODEL NO.

PRICE

SPT181816-T	Thermofoil top	USD \$	1088
SPT181816-S	Corian® Solid Surface (shown)	USD \$	1551

SPT18R16-S

DESCRIPTION -

Freestanding Round Table



DIMENSIONS -

Width 18

Depth 18

Height 16

Cubic Feet 3

MODEL NO.

PRICE

SPT18R16-T	Thermofoil top	USD \$	1089
SPT18R16-S	Corian® Solid Surface (shown)	USD \$	1551

SPT361816-S

DESCRIPTION -

Freestanding Coffee Table



DIMENSIONS -

Width 36

Depth 18

Height 16

Cubic Feet 6

MODEL NO.

PRICE

SPT361816-T	Thermofoil top	USD \$	1426
SPT361816-S	Corian® Solid Surface (shown)	USD \$	2287

K
R
I
S
P
R
Y

Spry

Metal Seating Collection

Different fabrics may be specified on the seat and on the back. In this case, use the higher grade of the two. No additional upcharge applies. All prices are in US dollars (USD).

SPLB6

DESCRIPTION –

6" Linking Bracket



DIMENSIONS –

Width 14.5

Height 1.75

Depth 15.5

Cubic Feet 0.5

MODEL NO.

PRICE

SPLB6

USD \$

124

SPLT6-S

DESCRIPTION –

6" Linking Table Bracket



DIMENSIONS –

Width 17.25

Height 1.75

Depth 18

Cubic Feet 0.5

MODEL NO.

PRICE

SPLT6-T Thermofoil top

USD \$

573

SPLT6-S Corian® Solid Surface (shown)

USD \$

803

SPLT12-S

DESCRIPTION –

12" Linking Table Bracket



DIMENSIONS –

Width 23.25

Height 1.75

Depth 18

Cubic Feet 0.5

MODEL NO.

PRICE

SPLT12-T Thermofoil top

USD \$

689

SPLT12-S Corian® Solid Surface (shown)

USD \$

975

SPLT18-S

DESCRIPTION –

18" Linking Table Bracket



DIMENSIONS –

Width 29.25

Height 1.75

Depth 18

Cubic Feet 0.5

MODEL NO.

PRICE

SPLT18-T Thermofoil top

USD \$

803

SPLT18-S Corian® Solid Surface (shown)

USD \$

1146


K
R
I
S
S

Porto

Bench Seating

When ordering this product, specification codes must be added to unit Model Number, as shown below.

NOTE: Upholstery and/or additional options must be specified separately.



Porto

MODEL
NUMBER -

METAL
FRAME FINISH -

POB324-CT-SS

- GM** Gunmetal
- MB** Metallic Beige
- SB** Smooth Black
- SS** Smooth Silver
- TB** Textured Black
- TN** Textured Nickel

Porto

Bench Seating

All prices are in US dollars (USD).

Porto

POB224

DESCRIPTION –

Two-seat Bench



DIMENSIONS –

Width 48
Depth 20.75
Seat Height 19
Seat Width 24
COM Yard 2.5
Ship Weight 78
Cubic Feet 11

OPTIONS –

Moisture barrier	+ 80
Bolt-to-floor brackets	+ 95

MODEL NO.	COM/1	2	3	4	5	6	7	8
POB224	1852	2048	2226	2409	2595	2784	2975	3169

POB324

DESCRIPTION –

Three-seat Bench



DIMENSIONS –

Width 72
Depth 20.75
Seat Height 19
Seat Width 24
COM Yard 3.5
Ship Weight 98
Cubic Feet 17

OPTIONS –

Moisture barrier	+ 120
Bolt-to-floor brackets	+ 95

MODEL NO.	COM/1	2	3	4	5	6	7	8
POB324	2520	2808	3075	3350	3627	3907	4194	4486

POB324-CT

DESCRIPTION –

Three-seat Bench
With center table



DIMENSIONS –

Width 72
Depth 20.75
Seat Height 19
Seat Width 24
COM Yard 2.5
Ship Weight 110
Cubic Feet 17

OPTIONS –

Moisture barrier	+ 80
Bolt-to-floor brackets	+ 95
Power/USB A+C	+ 495



POWER WITH
2 USB PORTS

MODEL NO.	COM/1	2	3	4	5	6	7	8
POB324-CT	3233	3455	3648	3844	4044	4246	4450	4659

Marna

Wood Seating Collection

When ordering this product, specification codes must be added to unit Model Number, as shown below.

NOTE: Upholstery and/or additional options must be specified separately.



Marna

MODEL
NUMBER -

WOOD FRAME
FINISH -

ARM CAP FINISH
(OPTIONAL) -

MAC121F -RC -PB

Wood	Polyurethane
AR Aria	PB Black
CL Candlelight	PG Grey
CN Chestnut	PT Taupe
CH Chocolate	
DV Dolce Vita	
GR Grenada	
HM Hard Rock Maple	
HA Havana	
PA Palomino	
PE Pebble	
SA Sand	
WC White Chocolate	

Marna

Wood Seating Collection

Different fabrics may be specified on the seat and on the back. In this case, use the higher grade of the two. No additional upcharge applies. All prices are in US dollars (USD).

Marna

MAC121F

DESCRIPTION –

Single Chair
21" seat width



DIMENSIONS –

Width 23.75

Depth 27.5

Height 35

Seat Width 21

Seat Depth 18.5

Seat Height 18.5

Arm Height 26.5

COM Yard Back 1.25

COM Yard Seat 0.75

Cubic Feet 15

Ship Weight 30

OPTIONS –

Moisture barrier, *per seat* +85

Wood arm caps N/A

Polyurethane arm caps +145

Corian® Solid Surface arm caps +195

Flex-back +250



FLEX-BACK

MODEL NO.	COM/1	2	3	4	5	6	7	8
MAC121F	1296	1409	1530	1652	1779	1901	2027	2153

MAC124F

DESCRIPTION –

Single Chair
24" seat width



DIMENSIONS –

Width 26.75

Depth 27.5

Height 35

Seat Width 24

Seat Depth 18.5

Seat Height 18.5

Arm Height 26.5

COM Yard Back 1.25

COM Yard Seat 0.75

Cubic Feet 15

Ship Weight 30

OPTIONS –

Moisture barrier, *per seat* +85

Wood arm caps N/A

Polyurethane arm caps +145

Corian® Solid Surface arm caps +195

Flex-back +250



FLEX-BACK

MODEL NO.	COM/1	2	3	4	5	6	7	8
MAC124F	1383	1499	1618	1739	1864	1988	2113	2237

Marna

Wood Seating Collection

Different fabrics may be specified on the seat and on the back. In this case, use the higher grade of the two. No additional upcharge applies. All prices are in US dollars (USD).

Marna

MAC131F

DESCRIPTION –

Single Chair



DIMENSIONS –

Width	33.75
Depth	27.5
Height	35
Seat Width	31
Seat Depth	18.5
Seat Height	18.5
Arm Height	26.5
COM Yard Back	1.75
COM Yard Seat	1.25
Cubic Feet	21
Ship Weight	40

OPTIONS –

Moisture barrier, <i>per seat</i>	+85
Wood arm caps	N/A
Polyurethane arm caps	+145
Corian® Solid Surface arm caps	+195
Flex-back	+250



FLEX-BACK

MODEL NO.	COM/1	2	3	4	5	6	7	8
MAC131F	1721	1896	2076	2263	2450	2644	2838	3032

MAC142F

DESCRIPTION –

Settee



DIMENSIONS –

Width	44.75
Depth	27.5
Height	35
Seat Width	42
Seat Depth	18.5
Seat Height	18.5
Arm Height	26.5
COM Yard Back	2.5
COM Yard Seat	1.5
Cubic Feet	25
Ship Weight	52

OPTIONS –

Moisture barrier, <i>per seat</i>	+170
Wood arm caps	N/A
Polyurethane arm caps	+145
Corian® Solid Surface arm caps	+195
Flex-back	+250



FLEX-BACK

MODEL NO.	COM/1	2	3	4	5	6	7	8
MAC142F	2125	2373	2625	2880	3143	3405	3669	3931

Marna

Wood Seating Collection

Different fabrics may be specified on the seat and on the back. In this case, use the higher grade of the two. No additional upcharge applies. All prices are in US dollars (USD).

MAC121F-H

DESCRIPTION –

Highback Chair
21" seat width



DIMENSIONS –

Width	23.75
Depth	27.5
Height	45.5
Seat Width	21
Seat Depth	18.5
Seat Height	18.5
Arm Height	26.5
COM Yard Back	1.75
COM Yard Seat	0.75
Cubic Feet	20
Ship Weight	42

OPTIONS –

Moisture barrier, <i>per seat</i>	+85
Wood arm caps	N/A
Polyurethane arm caps	+145
Corian® Solid Surface arm caps	+195
Flex-back	+250



FLEX-BACK

MODEL NO.	COM/1	2	3	4	5	6	7	8
MAC121F-H	1575	1767	1966	2164	2372	2579	2786	2993

Marna

Marna

Bench Seating Collection

All prices are in US dollars (USD).

MAB131F

DESCRIPTION –

Single Bench



DIMENSIONS –

Width	33.75
Depth	27.75
Seat Width	31
Seat Depth	26
Seat Height	18
Arm Height	23.5
COM Yard	1.5
Cubic Feet	13
Ship Weight	46

OPTIONS –

Moisture barrier	+60
Wood arm caps	N/A
Polyurethane arm caps	+145
Corian® Solid Surface arm caps	+195

MODEL NO.	COM/1	2	3	4	5	6	7	8
MAB131F	1503	1605	1710	1815	1925	2031	2142	2251

MAB221N

DESCRIPTION –

Two-seat Bench



DIMENSIONS –

Width	44.75
Depth	27.75
Seat Width	42
Seat Depth	26
Seat Height	18
Arm Height	23.5
COM Yard	2
Cubic Feet	17
Ship Weight	58

OPTIONS –

Moisture barrier	+80
Wood arm caps	N/A
Polyurethane arm caps	+145
Corian® Solid Surface arm caps	+195

MODEL NO.	COM/1	2	3	4	5	6	7	8
MAB221N	1629	1759	1895	2031	2168	2312	2455	2599

Marna

Vista

Wood Seating Collection

When ordering this product, specification codes must be added to unit Model Number, as shown below.

NOTE: Upholstery and/or additional options must be specified separately.

Vista



WOOD FRAME
FINISH -

MODEL
NUMBER -

WOOD FRAME
FINISH -

SV610 -CH

- AR Aria
- CL Candlelight
- CN Chestnut
- CH Chocolate
- DV Dolce Vita
- GR Grenada
- HM Hard Rock Maple
- HA Havana
- PA Palomino
- PE Pebble
- SA Sand
- WC White Chocolate

Vista

Wood Seating Collection

Different fabrics may be specified on the seat and on the back. In this case, use the higher grade of the two. No additional upcharge applies. All prices are in US dollars (USD).

STAN
VISTA

SV600-21

DESCRIPTION –

Guest Chair
21" seat width



DIMENSIONS –

Width 24.5

Depth 26.5

Height 35

Seat Width 21

Seat Depth 18.5

Seat Height 18.5

Arm Height 26

COM Yard Back 1.25

COM Yard Seat 0.75

Cubic Feet 15

Ship Weight 30

OPTIONS –

Moisture barrier, *per seat* +85

Wood arm caps N/A

Polyurethane arm caps +135

Corian® Solid Surface arm caps N/A

Flex-back +250



FLEX-BACK

MODEL NO.	COM/1	2	3	4	5	6	7	8
SV600-21	1296	1409	1530	1652	1779	1901	2027	2153

SV600-24

DESCRIPTION –

Guest Chair
24" seat width



DIMENSIONS –

Width 27.5

Depth 26.5

Height 35

Seat Width 24

Seat Depth 18.5

Seat Height 18.5

Arm Height 26

COM Yard Back 1.25

COM Yard Seat 0.75

Cubic Feet 15

Ship Weight 30

OPTIONS –

Moisture barrier, *per seat* +85

Wood arm caps N/A

Polyurethane arm caps +135

Corian® Solid Surface arm caps N/A

Flex-back +250



FLEX-BACK

MODEL NO.	COM/1	2	3	4	5	6	7	8
SV600-24	1383	1499	1618	1739	1864	1988	2113	2237

Vista

Wood Seating Collection

Different fabrics may be specified on the seat and on the back. In this case, use the higher grade of the two. No additional upcharge applies. All prices are in US dollars (USD).

SV610

DESCRIPTION –

Guest Chair
31" seat width



DIMENSIONS –

Width 34.5

Depth 26.5

Height 35

Seat Width 31

Seat Depth 18.5

Seat Height 18.5

Arm Height 26

COM Yard Back 1.75

COM Yard Seat 1.25

Cubic Feet 21

Ship Weight 40

OPTIONS –

Moisture barrier, *per seat* +85

Wood arm caps N/A

Polyurethane arm caps +135

Corian® Solid Surface arm caps N/A

MODEL NO.	COM/1	2	3	4	5	6	7	8
SV610	1721	1896	2076	2263	2450	2644	2838	3032

SV600-42

DESCRIPTION –

Settee Chair



DIMENSIONS –

Width 45.5

Depth 26.5

Height 35

Seat Width 42

Seat Depth 18.5

Seat Height 18.5

Arm Height 26

COM Yard Back 2.5

COM Yard Seat 1.5

Cubic Feet 25

Ship Weight 52

OPTIONS –


Moisture barrier, *per seat* +170

Wood arm caps N/A

Polyurethane arm caps +135

Corian® Solid Surface arm caps N/A

MODEL NO.	COM/1	2	3	4	5	6	7	8
SV600-42	2125	2373	2625	2880	3143	3405	3669	3931



Vista

Wood Seating Collection

Different fabrics may be specified on the seat and on the back. In this case, use the higher grade of the two. No additional upcharge applies. All prices are in US dollars (USD).

SV640-21

DESCRIPTION –

Highback Chair
21" seat width



DIMENSIONS –

Width 24.5

Depth 26.5

Height 45.5

Seat Width 21

Seat Depth 18.5

Seat Height 18.5

Arm Height 26

COM Yard Back 1.75

COM Yard Seat 0.75

Cubic Feet 20

Ship Weight 42

OPTIONS –

Moisture barrier, *per seat* +85

Wood arm caps N/A

Polyurethane arm caps +135

Corian® Solid Surface arm caps N/A

Flex-back +250



FLEX-BACK

MODEL NO.	COM/1	2	3	4	5	6	7	8
SV640-21	1575	1767	1966	2164	2372	2579	2786	2993

SV650

DESCRIPTION –

Hip Chair



DIMENSIONS –

Width 23.5

Depth 26.5

Height 41

Seat Width 21

Seat Depth 18.5

Seat Height 24.5

Arm Height 32

COM Yard Back 1.25

COM Yard Seat 0.75

Cubic Feet 18

Ship Weight 46

OPTIONS –


Moisture barrier, *per seat* +85

Wood arm caps N/A

Polyurethane arm caps +135

Corian® Solid Surface arm caps N/A


MODEL NO.	COM/1	2	3	4	5	6	7	8
SV650	2167	2293	2419	2548	2678	2812	2945	3078



Vista

Wood Seating Collection

All prices are in US dollars (USD).



SVB-31

DESCRIPTION –

Single Bench
W 34 D 25 H 18



DIMENSIONS –

Seat Width 31
Seat Depth 26
Seat Height 18
COM Yard 1.5
Cubic Feet 10
Ship Weight 34

MODEL NO.	COM/1	2	3	4	5	6	7	8
SVB-31	1503	1605	1710	1815	1925	2031	2142	2251

SVB-42

DESCRIPTION –

Two-seat Bench
W 45 D 25 H 18



DIMENSIONS –

Seat Width 42
Seat Depth 26
Seat Height 18
COM Yard 2
Cubic Feet 14
Ship Weight 42

MODEL NO.	COM/1	2	3	4	5	6	7	8
SVB-42	1629	1759	1895	2031	2168	2312	2455	2599

Vista

Occasional Table Collection

VF-222217

DESCRIPTION –

Square Table



DIMENSIONS –

Width 22
Depth 22
Height 17
Cubic Feet 2
Ship Weight 27

MODEL NO.		PRICE	
VF-222217-P	HPL with PVC edge	USD \$	856
VF-222217-S	Corian® Solid Surface	USD \$	1361

Vista

Onward

Wood Seating Collection

When ordering this product, specification codes must be added to unit Model Number, as shown below.

NOTE: Upholstery and/or additional options must be specified separately.



WOOD FRAME
FINISH –

MODEL
NUMBER –

WOOD FRAME
FINISH –

ONG21-OA –SF

- AR Aria
- CL Candlelight
- CN Chestnut
- CH Chocolate
- DV Dolce Vita
- GR Grenada
- HM Hard Rock Maple
- HA Havana
- PA Palomino
- PE Pebble
- SA Sand
- WC White Chocolate

Onward

Onward

Wood Seating Collection

Different fabrics may be specified on the seat and on the back. In this case, use the higher grade of the two. No additional upcharge applies. All prices are in US dollars (USD).

ONG21-OA

DESCRIPTION –

Guest Chair
21" seat width



DIMENSIONS –

Width 24.5
Depth 25
Height 34.25
Seat Width 21
Seat Depth 18.5
Seat Height 18.5
Arm Height 26.5
COM Yard Back 1.25 / Seat 0.75
COM Yard Arms 1
Cubic Feet 13
Ship Weight 30

OPTIONS –

Moisture barrier, *per seat* +85
Wood arm caps N/A
Polyurethane arm caps +295
Corian® Solid Surface arm caps N/A
Flex-back +250



FLEX-BACK

MODEL NO.	COM/1	2	3	4	5	6	7	8
ONG21-OA	1296	1409	1530	1652	1779	1901	2027	2153

ONG24-OA

DESCRIPTION –

Guest Chair
24" seat width



DIMENSIONS –

Width 27.5
Depth 25
Height 34.25
Seat Width 24
Seat Depth 18.5
Seat Height 18.5
Arm Height 26.5
COM Yard Back 1.25 / Seat 0.75
COM Yard Arms 1
Cubic Feet 15
Ship Weight 34

OPTIONS –

Moisture barrier, *per seat* +85
Wood arm caps N/A
Polyurethane arm caps +295
Corian® Solid Surface arm caps N/A
Flex-back +250



FLEX-BACK

MODEL NO.	COM/1	2	3	4	5	6	7	8
ONG24-OA	1383	1499	1618	1739	1864	1988	2113	2237

Onward

Onward

Wood Seating Collection

Different fabrics may be specified on the seat and on the back. In this case, use the higher grade of the two. No additional upcharge applies. All prices are in US dollars (USD).

ONB31-OA

DESCRIPTION –

Guest Chair
31" seat width



DIMENSIONS –

Width 34.5
Depth 25
Height 34.25
Seat Width 31
Seat Depth 18.5
Seat Height 18.5
Arm Height 26.5
COM Yard Back 1.75 / Seat 1.25
COM Yard Arms 1
Cubic Feet 19
Ship Weight 40

OPTIONS –

Moisture barrier, *per seat* +85
Wood arm caps N/A
Polyurethane arm caps +295
Corian® Solid Surface arm caps N/A

MODEL NO.	COM/1	2	3	4	5	6	7	8
ONB31-OA	1721	1896	2076	2263	2450	2644	2838	3032

ONP21-OA

DESCRIPTION –

Highback Chair
21" seat width



DIMENSIONS –

Width 24.5
Depth 25
Height 44.25
Seat Width 21
Seat Depth 18.5
Seat Height 18.5
Arm Height 26.5
COM Yard Back 1.75 / Seat 0.75
COM Yard Arms 1
Cubic Feet 17
Ship Weight 42

OPTIONS –

Moisture barrier, *per seat* +85
Wood arm caps N/A
Polyurethane arm caps +295
Corian® Solid Surface arm caps N/A

MODEL NO.	COM/1	2	3	4	5	6	7	8
ONP21-OA	1575	1767	1966	2164	2372	2579	2786	2993

Onward

Onward

Wood Seating Collection

Different fabrics may be specified on the seat and on the back. In this case, use the higher grade of the two. No additional upcharge applies. All prices are in US dollars (USD).

ONS42-OA

DESCRIPTION –

Settee



DIMENSIONS –

Width 45.5
Depth 25
Height 34.25
Seat Width 42
Seat Depth 18.5
Seat Height 18.5
Arm Height 26
COM Yard Back 2.5 / Seat 1.5
COM Yard Arms 1
Cubic Feet 25
Ship Weight 52

OPTIONS –

Moisture barrier, <i>per seat</i>	+170
Wood arm caps	N/A
Polyurethane arm caps	+295
Corian® Solid Surface arm caps	N/A

MODEL NO.	COM/1	2	3	4	5	6	7	8
ONS42-OA	2125	2373	2625	2880	3143	3405	3669	3931

Onward

Onward

Bench Seating Collection

All prices are in US dollars (USD).

ONB-31

DESCRIPTION –

Single Bench
W 34.5 D 25 H 18



DIMENSIONS –

Seat Width 31
Seat Height 18
Arm Height 24
COM Yard 1.5
Cubic Feet 12
Ship Weight 38

OPTIONS –

Moisture barrier +85

MODEL NO.	COM/1	2	3	4	5	6	7	8
ONB-31	1595	1700	1806	1913	2021	2130	2239	2346

ONB-42

DESCRIPTION –

Two-seat Bench
W 45.5 D 25 H 18



DIMENSIONS –

Seat Width 42
Seat Height 18
Arm Height 24
COM Yard 2
Cubic Feet 16
Ship Weight 46

OPTIONS –

Moisture barrier +110

MODEL NO.	COM/1	2	3	4	5	6	7	8
ONB-42	1721	1854	1988	2165	2265	2408	2586	2764

Onward

Onward

Occasional Table Collection

VF-222217

DESCRIPTION –

Square Table



DIMENSIONS –

Width 22

Depth 22

Height 17

Cubic Feet 2

Ship Weight 27

MODEL NO.

PRICE

VF-222217-P	HPL with PVC edge	USD \$	856
VF-222217-S	Corian® Solid Surface	USD \$	1361

Onward

Oakley

Guest Seating Collection

When ordering this product, specification codes must be added to unit Model Number, as shown below.

NOTE: Upholstery and/or additional options must be specified separately.

Oakley

ARM CAP FINISH
(OPTIONAL) –

WOOD FRAME
FINISH –



MODEL
NUMBER –

WOOD FRAME
FINISHES –

ARM CAP FINISHES
(OPTIONAL) –

OKC120 –HM –BI

Wood	Corian® Solid Surface
AR Aria	BI Bisque
CL Candlelight	CA Canyon
CN Chestnut	CW Cameo White
CH Chocolate	DV Dove
GR Grenada	GW Glacier White
HM Hard Rock Maple	LI Linen
HA Havana	PG Pearl Gray
PA Palomino	SG Silver Gray
PE Pebble	
SA Sand	
WC White Chocolate	

Oakley

Guest Seating Collection

All prices are in US dollars (USD).

OKC120

DESCRIPTION –

20" Chair



DIMENSIONS –

Width 23
Depth 24
Height 33
Seat Width 20
Seat Depth 18.5
Seat Height 18.5
Arm Height 25.25
COM Yard 1.75
Cubic Feet 12
Ship Weight 22

OPTIONS –

Moisture barrier	+85
Corian® Solid Surface arm caps	+250

MODEL NO.	COM/1	2	3	4	5	6	7	8
OKC120	1642	1739	1835	1931	2027	2124	2220	2316

OKC127

DESCRIPTION –

27" Chair



DIMENSIONS –

Width 30.75
Depth 24
Height 33
Seat Width 27.75
Seat Depth 18.5
Seat Height 18.5
Arm Height 25.25
COM Yard 2.25
Cubic Feet 16
Ship Weight 25

OPTIONS –

Moisture barrier	+135
Corian® Solid Surface arm caps	+250

MODEL NO.	COM/1	2	3	4	5	6	7	8
OKC127	1886	2009	2133	2257	2381	2504	2628	2752

Oakley

Oakley

Guest Seating Collection

All prices are in US dollars (USD).

OKC140

DESCRIPTION –

40" Chair



DIMENSIONS –

Width 43.5
Depth 24
Height 33
Seat Width 40.5
Seat Depth 18.5
Seat Height 18.5
Arm Height 25.25
COM Yard 3.25
Cubic Feet 23
Ship Weight 37

OPTIONS –

Moisture barrier	+160
Corian® Solid Surface arm caps	+250

MODEL NO.	COM/1	2	3	4	5	6	7	8
OKC140	2482	2661	2840	3019	3197	3376	3555	3734

Oakley

Oakley

Lounge Seating Collection

When ordering this product, specification codes must be added to unit Model Number, as shown below.

NOTE: Upholstery and/or additional options must be specified separately.

ARM CAP FINISH
(OPTIONAL) –

WOOD FRAME
FINISH –



Oakley

MODEL
NUMBER –

WOOD FRAME
FINISHES –

ARM CAP FINISHES
(OPTIONAL) –

OKL123 –HM –BI

Wood	Corian® Solid Surface
AR Aria	BI Bisque
CL Candlelight	CA Canyon
CN Chestnut	CW Cameo White
CH Chocolate	DV Dove
GR Grenada	GW Glacier White
HM Hard Rock Maple	LI Linen
HA Havana	PG Pearl Gray
PA Palomino	SG Silver Gray
PE Pebble	
SA Sand	
WC White Chocolate	

Oakley

Lounge Seating Collection

Different fabrics may be specified on the seat and on the back. In this case, use the higher grade of the two. No additional upcharge applies. All prices are in US dollars (USD).

OKL123

DESCRIPTION –

23" Lounge



DIMENSIONS –

Width 25.5
Depth 32
Height 30
Seat Width 23
Seat Depth 20
Seat Height 18
Arm Height 24
COM Yard Seat 1.5
COM Yard Back 1.5
COM Yard Overall 3
Cubic Feet 14
Ship Weight 30

OPTIONS –

Moisture barrier	+120
Corian® Solid Surface arm caps	+350

MODEL NO.	COM/1	2	3	4	5	6	7	8
OKL123	2475	2640	2805	2970	3135	3300	3465	3630

OKL145

DESCRIPTION –

45" Lounge



DIMENSIONS –

Width 48
Depth 32
Height 30
Seat Width 45.5
Seat Depth 20
Seat Height 18
Arm Height 24
COM Yard Seat 3
COM Yard Back 3
COM Yard Overall 6
Cubic Feet 29
Ship Weight 44

OPTIONS –

Moisture barrier	+240
Corian® Solid Surface arm caps	+350

MODEL NO.	COM/1	2	3	4	5	6	7	8
OKL145	3395	3725	4055	4385	4715	5045	5375	5705

Oakley

Oakley

Occasional Table Collection

OKT202018-T

DESCRIPTION –

Freestanding Square Table



DIMENSIONS –

Width 20

Depth 20

Height 18.5

Cubic Feet 5

Ship Weight 21

MODEL NO.

PRICE

OKT202018-T	Thermofoil top	USD \$	995
-------------	----------------	--------	-----

OKT402018-T

DESCRIPTION –

Freestanding Rectangular Table



DIMENSIONS –

Width 40

Depth 20

Height 18.5

Cubic Feet 10

Ship Weight 25

MODEL NO.

PRICE

OKT402018-T	Thermofoil top	USD \$	1295
-------------	----------------	--------	------

OKT202018-S

DESCRIPTION –

Freestanding Square Table



DIMENSIONS –

Width 20

Depth 20

Height 18.5

Cubic Feet 5

Ship Weight 27

MODEL NO.

PRICE

OKT202018-S	Corian® Solid Surface top	USD \$	1995
-------------	---------------------------	--------	------

OKT402018-S

DESCRIPTION –

Freestanding Rectangular Table



DIMENSIONS –

Width 40

Depth 20

Height 18.5

Cubic Feet 10

Ship Weight 44

MODEL NO.

PRICE

OKT402018-S	Corian® Solid Surface top	USD \$	2855
-------------	---------------------------	--------	------

Oakley

Abrazo

Seating Collection

When ordering this product, specification codes must be added to unit Model Number, as shown below.

NOTE: Upholstery and/or additional options must be specified separately.



Abrazo

MODEL NUMBER -

METAL FRAME FINISH -

ARM CAP FINISHES -

ABC121-LB-MB-SS -DV

GM	Gunmetal	Corian® Solid Surface	Wood
MB	Metallic Beige	BI	Bisque
AR		CA	Canyon
CL		CW	Cameo White
CH		DV	Dove
CN		GW	Glacier White
DN		LI	Linen
GR		PG	Pearl Gray
HA		SG	Silver Gray
HM			
PA			
PE			
SA			
WC			

* Abrazo with swivel star base has standard polished aluminum finish.

Abrazo

Seating Collection

Different fabrics may be specified on the seat, back and arms. In this case, use the higher grade of the two. No additional upcharge applies. All prices are in US dollars (USD).

ABC121-LB-MB

DESCRIPTION –

Mid-back

Leg base



DIMENSIONS –

Width 27.25

Depth 28.75

Height 34

Seat Width 20.75

Seat Depth 18.75

Seat Height 18.25

Arm Height 27.75

COM Yard Seat 1.5

COM Yard Back 1

COM Yard Arm 1.5

COM Yard Overall 4

Ship Weight 46.7

OPTIONS –

Moisure barrier + 170

Solid Surface arm caps + 350

Wood arm caps +250

MODEL NO.	COM/1	2	3	4	5	6	7	8
ABC121-LB-MB	2226	2432	2639	2846	3052	3258	3465	3672

ABC121-SB-MB

DESCRIPTION –

Mid-back

Swivel base



DIMENSIONS –

Width 27.25

Depth 26.5

Height 34

Seat Width 20.75

Seat Depth 18.75

Seat Height 18.5

Arm Height 27.5

COM Yard Seat 1.5

COM Yard Back 1

COM Yard Arm 1.5

COM Yard Overall 4

Ship Weight 57.5

OPTIONS –

Moisure barrier + 170

Solid Surface arm caps + 350

Wood arm caps +250

MODEL NO.	COM/1	2	3	4	5	6	7	8
ABC121-SB-MB	2301	2507	2713	2920	3127	3333	3540	3746

Abrazo

Abrazo

Seating Collection

Different fabrics may be specified on the seat, back and arms. In this case, use the higher grade of the two. No additional upcharge applies. All prices are in US dollars (USD).

ABC121-STB-MB

DESCRIPTION –

Mid-back
Swivel tilt base



DIMENSIONS –

Width 27.25
Depth 26.5
Height 34
Seat Width 20.75
Seat Depth 18.75
Seat Height 18.5
Arm Height 28
COM Yard Seat 1.5
COM Yard Back 1
COM Yard Arm 1.5
COM Yard Overall 4
Ship Weight 57.5

OPTIONS –

Moisure barrier + 170
Solid Surface arm caps + 350
Wood arm caps +250

MODEL NO.	COM/1	2	3	4	5	6	7	8
ABC121-STB-MB	2343	2549	2755	2962	3169	3376	3582	3788

ABC121-RB-MB

DESCRIPTION –

Mid-back
Rocker base



DIMENSIONS –

Width 27.25
Depth 32.5
Height 30.25
Seat Width 20.75
Seat Depth 18
Seat Height 18.5
Arm Height 28
COM Yard Seat 1.5
COM Yard Back 1
COM Yard Arm 1.5
COM Yard Overall 4
Ship Weight 51.2

OPTIONS –

Moisure barrier + 170
Solid Surface arm caps + 350
Wood arm caps +250

MODEL NO.	COM/1	2	3	4	5	6	7	8
ABC121-RB-MB	2222	2428	2634	2841	3048	3254	3461	3668

Abrazo

Abrazo

Seating Collection

Different fabrics may be specified on the seat, back and arms. In this case, use the higher grade of the two. No additional upcharge applies. All prices are in US dollars (USD).

ABC121-LB-HB

DESCRIPTION –

Highback

Leg base



DIMENSIONS –

Width 27.25

Depth 28.75

Height 45

Seat Width 20.75

Seat Depth 18.75

Seat Height 18.25

Arm Height 27.75

COM Yard Seat 1.5

COM Yard Back 1.5

COM Yard Arm 1.5

COM Yard Overall 4.5

Ship Weight 51.9

OPTIONS –

Moisure barrier + 170

Solid Surface arm caps + 350

Wood arm caps +250

MODEL NO.	COM/1	2	3	4	5	6	7	8
ABC121-LB-HB	2502	2747	2991	3236	3481	3724	3969	4214

ABC121-SB-HB

DESCRIPTION –

Highback

Swivel base



DIMENSIONS –

Width 27.25

Depth 27.25

Height 45

Seat Width 20.75

Seat Depth 18.75

Seat Height 18.5

Arm Height 27.5

COM Yard Seat 1.5

COM Yard Back 1.5

COM Yard Arm 1.5

COM Yard Overall 4.5

Ship Weight 62.8

OPTIONS –

Moisure barrier + 170

Solid Surface arm caps + 350

Wood arm caps +250

MODEL NO.	COM/1	2	3	4	5	6	7	8
ABC121-SB-HB	2580	2823	3068	3313	3557	3801	4046	4290

Abrazo

Abrazo

Seating Collection

Different fabrics may be specified on the seat, back and arms. In this case, use the higher grade of the two. No additional upcharge applies. All prices are in US dollars (USD).

ABC121-STB-HB

DESCRIPTION –

Highback

Swivel tilt base



DIMENSIONS –

Width 27.25

Depth 27.25

Height 45.25

Seat Width 20.75

Seat Depth 18.75

Seat Height 19

Arm Height 28

COM Yard Seat 1.5

COM Yard Back 1.5

COM Yard Arm 1.5

COM Yard Overall 4.5

Ship Weight 62.8

OPTIONS –

Moisure barrier + 170

Solid Surface arm caps + 350

Wood arm caps +250

MODEL NO.	COM/1	2	3	4	5	6	7	8
ABC121-STB-HB	2622	2867	3110	3355	3599	3844	4088	4332

ABC121-RB-HB

DESCRIPTION –

Highback

Rocker base



DIMENSIONS –

Width 27.25

Depth 32.5

Height 43

Seat Width 20.75

Seat Depth 18

Seat Height 18.5

Arm Height 28

COM Yard Seat 1.5

COM Yard Back 1.5

COM Yard Arm 1.5

COM Yard Overall 4.5

Ship Weight 56.5

OPTIONS –

Moisure barrier + 170

Solid Surface arm caps + 350

Wood arm caps +250

MODEL NO.	COM/1	2	3	4	5	6	7	8
ABC121-RB-HB	2500	2745	2989	3234	3478	3722	3967	4212

Abrazo

Podium

Lounge Seating Collection

When ordering this product, specification codes must be added to unit Model Number, as shown below.

NOTE: Upholstery and/or additional options must be specified separately.



Podium

MODEL
NUMBER -

METAL FRAME
FINISH -

ARM CAP/TABLE TOP
FINISHES -

PDL36-A24A-SS -DV

GM Gunmetal	Corian® Solid Surface	Thermofoil
MB Metallic Beige	BI Bisque	AR Aria
SB Smooth Black	CA Canyon	CL Candlelight
SS Smooth Silver	CW Cameo White	CN Chestnut
TB Textured Black	DV Dove	CH Chocolate
TN Textured Nickel	GW Glacier White	DV Dolce Vita
	LI Linen	GR Grenada
	PG Pearl Gray	HM Hard Rock Maple
	SG Silver Gray	HA Havana
		PA Palomino
		PE Pebble
		SA Sand
		WC White Chocolate

Podium

Lounge Seating Collection

Different fabrics may be specified on the seat, back and arms. In this case, use the higher grade of the two. No additional upcharge applies. All prices are in US dollars (USD).

PDL36-A24A

DESCRIPTION –

Lounge 36"
Two arms
24" seat



DIMENSIONS –

Width 36
Depth 32
Height 34
Seat Width 24
Seat Depth 20
Seat Height 18
Arm Height 26
Cubic Feet 23

OPTIONS –

Moisure barrier + 113
Solid Surface arm cap, *each* + 300
Thermofoil arm cap, *each* + 200
Power/USB A+C + 595

COM YARDAGES –

COM Yard Platform 0.8
COM Yard Seat 1
COM Yard Back 1
COM Yard Outside Back 1
COM Yard Arm 2.40
COM Yard Overall 6.20

MODEL NO.	COM/1	2	3	4	5	6	7	8
PDL36-A24A	3230	3598	3967	4335	4705	5074	5442	5811

PDL36-A24TR

DESCRIPTION –

Lounge 36"
Single arm
24" seat
6" table (right facing)



DIMENSIONS –

Width 36
Depth 32
Height 34
Seat Width 24
Seat Depth 20
Seat Height 18
Arm Height 26
Cubic Feet 23


OPTIONS –

Moisure barrier + 113
Solid Surface arm cap, *each* + 300
Thermofoil arm cap, *each* + 200
Power/USB A+C + 595

COM YARDAGES –

COM Yard Platform 0.8
COM Yard Seat 1
COM Yard Back 1
COM Yard Outside Back 1
COM Yard Arm 1.20
COM Yard Overall 5

MODEL NO.		COM/1	2	3	4	5	6	7	8
PDL36-A24TR-S	Solid Surface table top (shown)	3611	3908	4206	4503	4801	5098	5396	5693
PDL36-A24TR-T	Thermofoil table top	3220	3519	3816	4113	4410	4708	5005	5303



Podium

Lounge Seating Collection

Different fabrics may be specified on the seat, back and arms. In this case, use the higher grade of the two. No additional upcharge applies. All prices are in US dollars (USD).

PDL36-A24TL

DESCRIPTION –

Lounge 36"
Single arm
24" seat
6" table (left facing)



DIMENSIONS –

Width 36
Depth 32
Height 34
Seat Width 24
Seat Depth 20
Seat Height 18
Arm Height 26
Cubic Feet 23

OPTIONS –

Moisure barrier + 113
Solid Surface arm cap, *each* + 300
Thermofoil arm cap, *each* + 200
Power/USB A+C + 595

COM YARDAGES –

COM Yard Platform 0.8
COM Yard Seat 1
COM Yard Back 1
COM Yard Outside Back 1
COM Yard Arm 1.20
COM Yard Overall 5

MODEL NO.		COM/1	2	3	4	5	6	7	8
PDL36-A24TL-S	Solid Surface table top (shown)	3611	3908	4206	4503	4801	5098	5396	5693
PDL36-A24TL-T	Thermofoil table top	3220	3519	3816	4113	4410	4708	5005	5303

PDL42-A24TR

DESCRIPTION –

Lounge 42"
Single arm
24" seat
12" table (right facing)



DIMENSIONS –

Width 42
Depth 32
Height 34
Seat Width 24
Seat Depth 20
Seat Height 18
Arm Height 26
Cubic Feet 27

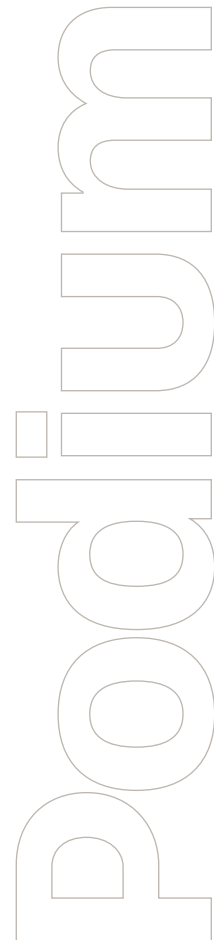
OPTIONS –

Moisure barrier + 113
Solid Surface arm cap, *each* + 300
Thermofoil arm cap, *each* + 200
Power/USB A+C + 595

COM YARDAGES –

COM Yard Platform 1
COM Yard Seat 1
COM Yard Back 1
COM Yard Outside Back 1
COM Yard Arm 1.20
COM Yard Overall 5.20

MODEL NO.		COM/1	2	3	4	5	6	7	8
PDL42-A24TR-S	Solid Surface table top (shown)	4233	4542	4852	5161	5471	5779	6089	6398
PDL42-A24TR-T	Thermofoil table top	3315	3625	3933	4243	4552	4862	5170	5480



Podium

Lounge Seating Collection

Different fabrics may be specified on the seat, back and arms. In this case, use the higher grade of the two. No additional upcharge applies. All prices are in US dollars (USD).

PDL42-A24TL

DESCRIPTION –

Lounge 42"
Single arm
24" seat
12" table (left facing)



DIMENSIONS –

Width 42
Depth 32
Height 34
Seat Width 24
Seat Depth 20
Seat Height 18
Arm Height 26
Cubic Feet 27

OPTIONS –

Moisure barrier + 113
Solid Surface arm cap, *each* + 300
Thermofoil arm cap, *each* + 200
Power/USB A+C + 595

COM YARDAGES –

COM Yard Platform 1
COM Yard Seat 1
COM Yard Back 1
COM Yard Outside Back 1
COM Yard Arm 1.20
COM Yard Overall 5.20

MODEL NO.		COM/1	2	3	4	5	6	7	8
PDL42-A24TL-S	Solid Surface table top (shown)	4233	4542	4852	5161	5471	5779	6089	6398
PDL42-A24TL-T	Thermofoil table top	3315	3625	3933	4243	4552	4862	5170	5480

PDL48-A36A

DESCRIPTION –

Lounge 48"
Two arms
36" seat



DIMENSIONS –

Width 48
Depth 32
Height 34
Seat Width 36
Seat Depth 20
Seat Height 18
Arm Height 26
Cubic Feet 31


OPTIONS –

Moisure barrier + 170
Solid Surface arm cap, *each* + 300
Thermofoil arm cap, *each* + 200
Power/USB A+C + 595

COM YARDAGES –

COM Yard Platform 1
COM Yard Seat 1.30
COM Yard Back 1.30
COM Yard Outside Back 1.30
COM Yard Arm 2.40
COM Yard Overall 7.30

MODEL NO.		COM/1	2	3	4	5	6	7	8
PDL48-A36A		3546	3981	4414	4850	5284	5718	6152	6587



Podium

Lounge Seating Collection

Different fabrics may be specified on the seat, back and arms. In this case, use the higher grade of the two. No additional upcharge applies. All prices are in US dollars (USD).

PDL48-A36TR

DESCRIPTION –

Lounge 48"
Single arm
36" seat
6" table (right facing)



DIMENSIONS –

Width 48
Depth 32
Height 34
Seat Width 36
Seat Depth 20
Seat Height 18
Arm Height 26
Cubic Feet 31

OPTIONS –

Moisure barrier	+ 170
Solid Surface arm cap, <i>each</i>	+ 300
Thermofoil arm cap, <i>each</i>	+ 200
Power/USB A+C	+ 595

COM YARDAGES –

COM Yard Platform 1
COM Yard Seat 1.30
COM Yard Back 1.30
COM Yard Outside Back 1.30
COM Yard Arm 1.20
COM Yard Overall 6.10

MODEL NO.		COM/1	2	3	4	5	6	7	8
PDL48-A36TR-S	Solid Surface table top (shown)	3928	4291	4654	5017	5379	5742	6105	6468
PDL48-A36TR-T	Thermofoil table top	3539	3901	4264	4626	4990	5352	5716	6078

PDL48-A36TL

DESCRIPTION –

Lounge 48"
Single arm
36" seat
6" table (left facing)



DIMENSIONS –

Width 48
Depth 32
Height 34
Seat Width 36
Seat Depth 20
Seat Height 18
Arm Height 26
Cubic Feet 31

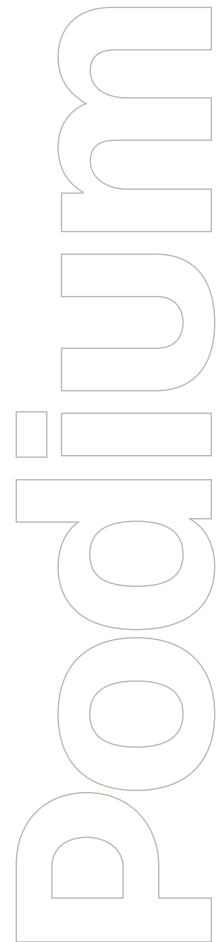
OPTIONS –

Moisure barrier	+ 170
Solid Surface arm cap, <i>each</i>	+ 300
Thermofoil arm cap, <i>each</i>	+ 200
Power/USB A+C	+ 595

COM YARDAGES –

COM Yard Platform 1
COM Yard Seat 1.30
COM Yard Back 1.30
COM Yard Outside Back 1.30
COM Yard Arm 1.20
COM Yard Overall 6.10

MODEL NO.		COM/1	2	3	4	5	6	7	8
PDL48-A36TL-S	Solid Surface table top (shown)	3928	4291	4654	5017	5379	5742	6105	6468
PDL48-A36TL-T	Thermofoil table top	3539	3901	4264	4626	4990	5352	5716	6078



Podium

Lounge Seating Collection

Different fabrics may be specified on the seat, back and arms. In this case, use the higher grade of the two. No additional upcharge applies. All prices are in US dollars (USD).

PDL48-A24BR

DESCRIPTION –

Lounge 48"
Single arm
24" seat
18" bench (right facing)



DIMENSIONS –

Width 48
Depth 32
Height 34
Seat Width 42 (24/18)
Seat Depth 20
Seat Height 18
Arm Height 26
Bench Width 18
Cubic Feet 31

OPTIONS –

Moisure barrier	+ 198
Solid Surface arm cap, <i>each</i>	+ 300
Thermofoil arm cap, <i>each</i>	+ 200
Power/USB A+C	+ 595

COM YARDAGES –

COM Yard Platform 1
COM Yard Seat 1
COM Yard Back 1
COM Yard Outside Back 1
COM Bench 1
COM Yard Arm 1.20
COM Yard Overall 6.20

MODEL NO.	COM/1	2	3	4	5	6	7	8
PDL48-A24BR	3230	3598	3967	4335	4705	5074	5442	5811

PDL48-A24BL

DESCRIPTION –

Lounge 48"
Single arm
24" seat
18" bench (left facing)



DIMENSIONS –

Width 48
Depth 32
Height 34
Seat Width 42 (18/24)
Seat Depth 20
Seat Height 18
Arm Height 26
Bench Width 18
Cubic Feet 31

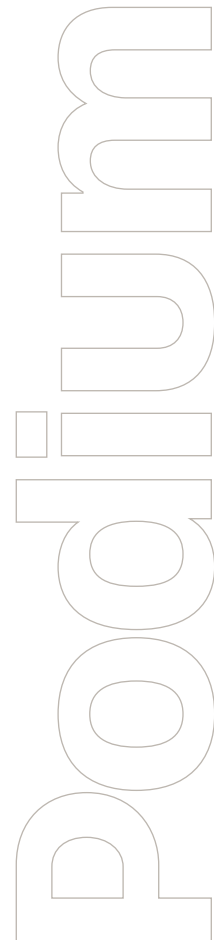
OPTIONS –

Moisure barrier	+ 198
Solid Surface arm cap, <i>each</i>	+ 300
Thermofoil arm cap, <i>each</i>	+ 200
Power/USB A+C	+ 595

COM YARDAGES –

COM Yard Platform 1
COM Yard Seat 1
COM Yard Back 1
COM Yard Outside Back 1
COM Bench 1
COM Yard Arm 1.20
COM Yard Overall 6.20

MODEL NO.	COM/1	2	3	4	5	6	7	8
PDL48-A24BL	3230	3598	3967	4335	4705	5074	5442	5811



Podium

Lounge Seating Collection

Different fabrics may be specified on the seat, back and arms. In this case, use the higher grade of the two. No additional upcharge applies. All prices are in US dollars (USD).

PDL54-A36TR

DESCRIPTION –

Lounge 54"
Single arm
36" seat
12" table (right facing)



DIMENSIONS –

Width 54
Depth 32
Height 34
Seat Width 36
Seat Depth 20
Seat Height 18
Arm Height 26
Cubic Feet 34

OPTIONS –

Moisure barrier + 170
Solid Surface arm cap, *each* + 300
Thermofoil arm cap, *each* + 200
Power/USB A+C + 595

COM YARDAGES –

COM Yard Platform 1
COM Yard Seat 1.30
COM Yard Back 1.30
COM Yard Outside Back 1.30
COM Yard Arm 1.20
COM Yard Overall 6.10

MODEL NO.		COM/1	2	3	4	5	6	7	8
PDL54-A36TR-S	Solid Surface table top (shown)	4670	5034	5396	5759	6122	6485	6847	7210
PDL54-A36TR-T	Thermofoil table top	3752	4115	4477	4841	5203	5566	5928	6293

PDL54-A36TL

DESCRIPTION –

Lounge 54"
Single arm
36" seat
12" table (left facing)



DIMENSIONS –

Width 54
Depth 32
Height 34
Seat Width 36
Seat Depth 20
Seat Height 18
Arm Height 26
Cubic Feet 34

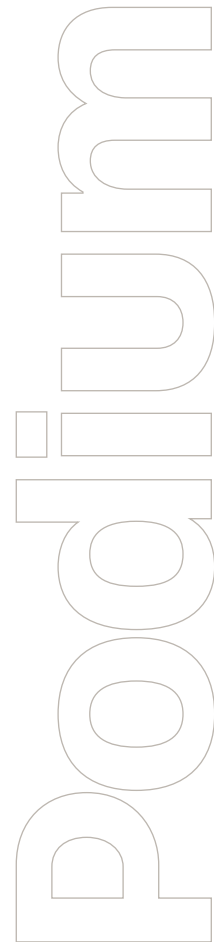
OPTIONS –

Moisure barrier + 170
Solid Surface arm cap, *each* + 300
Thermofoil arm cap, *each* + 200
Power/USB A+C + 595

COM YARDAGES –

COM Yard Platform 1
COM Yard Seat 1.30
COM Yard Back 1.30
COM Yard Outside Back 1.30
COM Yard Arm 1.20
COM Yard Overall 6.10

MODEL NO.		COM/1	2	3	4	5	6	7	8
PDL54-A36TL-S	Solid Surface table top (shown)	4670	5034	5396	5759	6122	6485	6847	7210
PDL54-A36TL-T	Thermofoil table top	3752	4115	4477	4841	5203	5566	5928	6293



Podium

Lounge Seating Collection

Different fabrics may be specified on the seat, back and arms. In this case, use the higher grade of the two. No additional upcharge applies. All prices are in US dollars (USD).

PDL60-A2424A

DESCRIPTION –

Lounge 60"

Two arms

Two 24" seats



DIMENSIONS –

Width 60

Depth 32

Height 34

Seat Width 48 (24/24)

Seat Depth 20

Seat Height 18

Arm Height 26

Cubic Feet 38

OPTIONS –

Moisure barrier + 226

Solid Surface arm cap, *each* + 300

Thermofoil arm cap, *each* + 200

Power/USB A+C + 595

COM YARDAGES –

COM Yard Platform 1

COM Yard Seat 2

COM Yard Back 2

COM Yard Outside Back 2

COM Yard Arm 2.40

COM Yard Overall 9.40

MODEL NO.

PDL60-A2424A

COM/1	2	3	4	5	6	7	8
4401	4960	5519	6078	6637	7197	7755	8315

PDL60-A36TR

DESCRIPTION –

Lounge 60"

Single arm

36" seat

18" table (right facing)



DIMENSIONS –

Width 60

Depth 32

Height 34

Seat Width 36

Seat Depth 20

Seat Height 18

Arm Height 26

Cubic Feet 38

OPTIONS –

Moisure barrier + 170

Solid Surface arm cap, *each* + 300

Thermofoil arm cap, *each* + 200

Power/USB A+C + 595

COM YARDAGES –

COM Yard Platform 1

COM Yard Seat 1.30

COM Yard Back 1.30

COM Yard Outside Back 1.30

COM Yard Arm 1.20

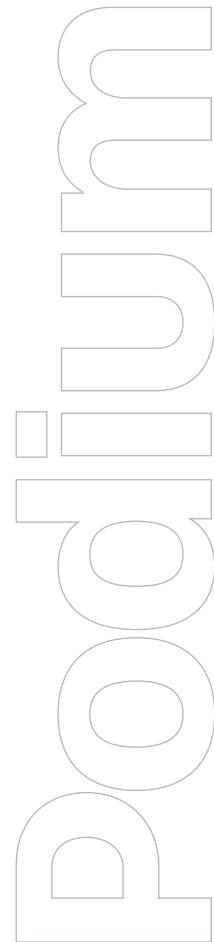
COM Yard Overall 6.10

MODEL NO.

PDL60-A36TR-S Solid Surface table top (shown)

PDL60-A36TR-T Thermofoil table top

COM/1	2	3	4	5	6	7	8
5192	5555	5918	6280	6643	7006	7369	7731
3815	4178	4540	4904	5266	5629	5991	6355



Podium

Lounge Seating Collection

Different fabrics may be specified on the seat, back and arms. In this case, use the higher grade of the two. No additional upcharge applies. All prices are in US dollars (USD).

PDL60-A36TL

DESCRIPTION –

Lounge 60"
Single arm
36" seat
18" table (left facing)



DIMENSIONS –

Width 60
Depth 32
Height 34
Seat Width 36
Seat Depth 20
Seat Height 18
Arm Height 26
Cubic Feet 38

OPTIONS –

Moisure barrier + 170
Solid Surface arm cap, *each* + 300
Thermofoil arm cap, *each* + 200
Power/USB A+C + 595

COM YARDAGES –

COM Yard Platform 1
COM Yard Seat 1.30
COM Yard Back 1.30
COM Yard Outside Back 1.30
COM Yard Arm 1.20
COM Yard Overall 6.10

MODEL NO.		COM/1	2	3	4	5	6	7	8
PDL60-A36TL-S	Solid Surface table top (shown)	5192	5555	5918	6280	6643	7006	7369	7731
PDL60-A36TL-T	Thermofoil table top	3815	4178	4540	4904	5266	5629	5991	6355

PDL60-A36BR

DESCRIPTION –

Lounge 60"
Single arm
36" seat
18" bench (right facing)



DIMENSIONS –

Width 60
Depth 32
Height 34
Seat Width 54 (36/18)
Seat Depth 20
Seat Height 18
Arm Height 26
Bench Width 18
Cubic Feet 38

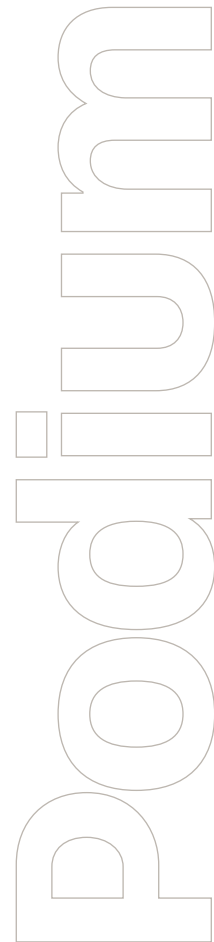
OPTIONS –

Moisure barrier + 255
Solid Surface arm cap, *each* + 300
Thermofoil arm cap, *each* + 200
Power/USB A+C + 595

COM YARDAGES –

COM Yard Platform 1
COM Yard Seat 1.30
COM Yard Back 1.30
COM Yard Outside Back 1.30
COM Bench 1
COM Yard Arm 1.20
COM Yard Overall 7.10

MODEL NO.		COM/1	2	3	4	5	6	7	8
PDL60-A36BR		3950	4372	4794	5217	5639	6062	6484	6907



Podium

Lounge Seating Collection

Different fabrics may be specified on the seat, back and arms. In this case, use the higher grade of the two. No additional upcharge applies. All prices are in US dollars (USD).

PDL60-A36BL

DESCRIPTION -

Lounge 60"
Single arm
36" seat
18" bench (left facing)



DIMENSIONS -

Width 60
Depth 32
Height 34
Seat Width 54 (36/18)
Seat Depth 20
Seat Height 18
Arm Height 26
Bench Width 18
Cubic Feet 38

OPTIONS -

Moisure barrier + 255
Solid Surface arm cap, *each* + 300
Thermofoil arm cap, *each* + 200
Power/USB A+C + 595

COM YARDAGES -

COM Yard Platform 1
COM Yard Seat 1.30
COM Yard Back 1.30
COM Yard Outside Back 1.30
COM Bench 1
COM Yard Arm 1.20
COM Yard Overall 7.10

MODEL NO.	COM/1	2	3	4	5	6	7	8
PDL60-A36BL	3950	4372	4794	5217	5639	6062	6484	6907

PDL66-A24M24A

DESCRIPTION -

Lounge 66"
Two arms
Two 24" seats
Mid-arm



DIMENSIONS -

Width 66
Depth 32
Height 34
Seat Width 48 (24/24)
Seat Depth 20
Seat Height 18
Arm Height 26
Cubic Feet 42

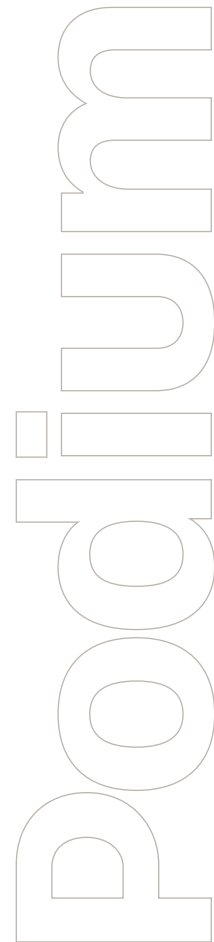
OPTIONS -

Moisure barrier + 226
Solid Surface arm cap, *each* + 300
Thermofoil arm cap, *each* + 200
Power/USB A+C + 595

COM YARDAGES -

COM Yard Platform 1
COM Yard Seat 2
COM Yard Back 2
COM Yard Outside Back 2
COM Yard Arm 1.20(mid)/2.40(end)
COM Yard Overall 10.60

MODEL NO.	COM/1	2	3	4	5	6	7	8
PDL66-A24M24A	4568	5198	5829	6459	7090	7720	8351	8981



Podium

Lounge Seating Collection

Different fabrics may be specified on the seat, back and arms. In this case, use the higher grade of the two. No additional upcharge applies. All prices are in US dollars (USD).

PDL66-A2424TR

DESCRIPTION –

Lounge 66"
Single arm
Two 24" seats
12" table (right facing)



DIMENSIONS –

Width 66
Depth 32
Height 34
Seat Width 48 (24/24)
Seat Depth 20
Seat Height 18
Arm Height 26
Cubic Feet 42

OPTIONS –

Moisure barrier	+ 226
Solid Surface arm cap, <i>each</i>	+ 300
Thermofoil arm cap, <i>each</i>	+ 200
Power/USB A+C	+ 595

COM YARDAGES –

COM Yard Platform 1
COM Yard Seat 2
COM Yard Back 2
COM Yard Outside Back 2
COM Yard Arm 1.20
COM Yard Overall 8.20

MODEL NO.		COM/1	2	3	4	5	6	7	8
PDL66-A2424TR-S	Solid Surface table top (shown)	5882	6370	6858	7346	7833	8321	8808	9297
PDL66-A2424TR-T	Thermofoil table top	4506	4994	5481	5969	6456	6945	7432	7920

PDL66-A2424TL

DESCRIPTION –

Lounge 66"
Single arm
Two 24" seats
12" table (left facing)



DIMENSIONS –

Width 66
Depth 32
Height 34
Seat Width 48 (24/24)
Seat Depth 20
Seat Height 18
Arm Height 26
Cubic Feet 42

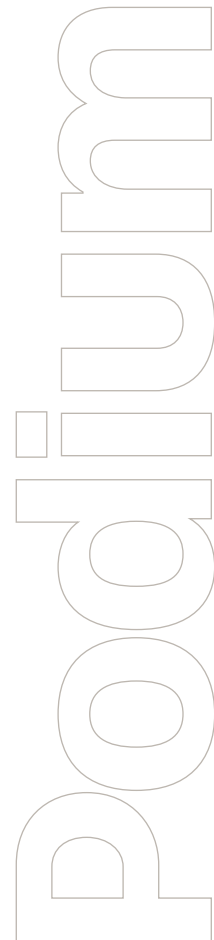
OPTIONS –

Moisure barrier	+ 226
Solid Surface arm cap, <i>each</i>	+ 300
Thermofoil arm cap, <i>each</i>	+ 200
Power/USB A+C	+ 595

COM YARDAGES –

COM Yard Platform 1
COM Yard Seat 2
COM Yard Back 2
COM Yard Outside Back 2
COM Yard Arm 1.20
COM Yard Overall 8.20

MODEL NO.		COM/1	2	3	4	5	6	7	8
PDL66-A2424TL-S	Solid Surface table top (shown)	5882	6370	6858	7346	7833	8321	8808	9297
PDL66-A2424TL-T	Thermofoil table top	4506	4994	5481	5969	6456	6945	7432	7920



Podium

Lounge Seating Collection

Different fabrics may be specified on the seat, back and arms. In this case, use the higher grade of the two. No additional upcharge applies. All prices are in US dollars (USD).

PDL72-A2424TR

DESCRIPTION –

Lounge 72"
Single arm
Two 24" seats
18" table (right facing)



DIMENSIONS –

Width 72
Depth 32
Height 34
Seat Width 48 (24/24)
Seat Depth 20
Seat Height 18
Arm Height 26
Cubic Feet 46

OPTIONS –

Moisure barrier	+ 226
Solid Surface arm cap, <i>each</i>	+ 300
Thermofoil arm cap, <i>each</i>	+ 200
Power/USB A+C	+ 595

COM YARDAGES –

COM Yard Platform 1.50
COM Yard Seat 2
COM Yard Back 2
COM Yard Outside Back 2
COM Yard Arm 1.20
COM Yard Overall 8.70

MODEL NO.		COM/1	2	3	4	5	6	7	8
PDL72-A2424TR-S	Solid Surface table top (shown)	5944	6461	6979	7496	8014	8531	9049	9566
PDL72-A2424TR-T	Thermofoil table top	4568	5084	5602	6119	6637	7154	7672	8189

PDL72-A2424TL

DESCRIPTION –

Lounge 72"
Single arm
Two 24" seats
18" table (left facing)



DIMENSIONS –

Width 72
Depth 32
Height 34
Seat Width 48 (24/24)
Seat Depth 20
Seat Height 18
Arm Height 26
Cubic Feet 46

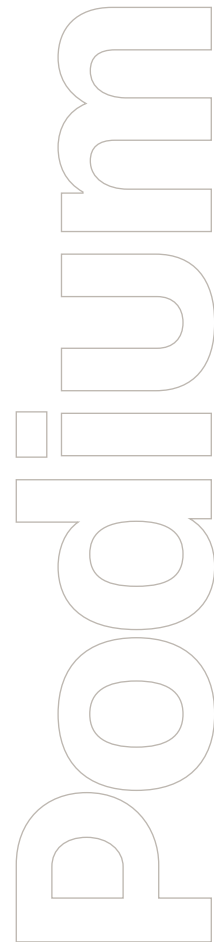
OPTIONS –

Moisure barrier	+ 226
Solid Surface arm cap, <i>each</i>	+ 300
Thermofoil arm cap, <i>each</i>	+ 200
Power/USB A+C	+ 595

COM YARDAGES –

COM Yard Platform 1.50
COM Yard Seat 2
COM Yard Back 2
COM Yard Outside Back 2
COM Yard Arm 1.20
COM Yard Overall 8.70

MODEL NO.		COM/1	2	3	4	5	6	7	8
PDL72-A2424TL-S	Solid Surface table top (shown)	5944	6461	6979	7496	8014	8531	9049	9566
PDL72-A2424TL-T	Thermofoil table top	4568	5084	5602	6119	6637	7154	7672	8189



Podium

Lounge Seating Collection

Different fabrics may be specified on the seat, back and arms. In this case, use the higher grade of the two. No additional upcharge applies. All prices are in US dollars (USD).

PDL72-B36B

DESCRIPTION –

Lounge 72"

36" seat

Two 18" benches



DIMENSIONS –

Width 72

Depth 32

Height 34

Seat Width 72 (18/36/18)

Seat Depth 20

Seat Height 18

Bench Width 18

Cubic Feet 46

OPTIONS –

Moisture barrier + 340

Power/USB A+C + 595

COM YARDAGES –

COM Yard Platform 1.50

COM Yard Seat 1.30

COM Yard Back 1.30

COM Yard Outside Back 1.30

COM Bench 2

COM Yard Overall 7.40

MODEL NO.	COM/1	2	3	4	5	6	7	8
PDL72-B36B	3684	4124	4565	5005	5445	5885	6325	6766

PDL72-BB

DESCRIPTION –

Lounge 72"

Two 36" benches



DIMENSIONS –

Width 72

Depth 32

Height 18

Bench Width 72 (36/36)

Cubic Feet 46

OPTIONS –

Moisture barrier + 340

Power/USB A+C + 595

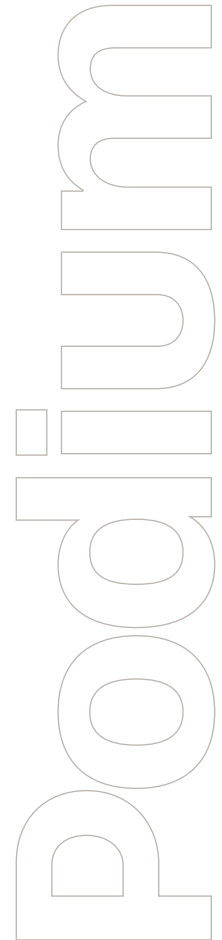
COM YARDAGES –

COM Yard Platform 1.50

COM Yard Bench 4

COM Yard Overall 5.50

MODEL NO.	COM/1	2	3	4	5	6	7	8
PDL72-BB	2975	3302	3629	3956	4283	4611	4937	5265



Podium

Lounge Seating Collection

Different fabrics may be specified on the seat, back and arms. In this case, use the higher grade of the two. No additional upcharge applies. All prices are in US dollars (USD).

PDL78-A36BR

DESCRIPTION –

Lounge 78"
Single arm
36" seat
36" bench (right facing)



DIMENSIONS –

Width 78
Depth 32
Height 34
Seat Width 72 (36/36)
Seat Depth 20
Seat Height 18
Arm Height 26
Bench Width 36
Cubic Feet 50

OPTIONS –

Moisure barrier	+ 340
Solid Surface arm cap, <i>each</i>	+ 300
Thermofoil arm cap, <i>each</i>	+ 200
Power/USB A+C	+ 595

COM YARDAGES –

COM Yard Platform 1.50
COM Yard Seat 1.30
COM Yard Back 1.30
COM Yard Outside Back 1.30
COM Bench 2
COM Yard Arm 1.20
COM Yard Overall 8.60

MODEL NO.	COM/1	2	3	4	5	6	7	8
PDL78-A36BR	4008	4519	5032	5543	6054	6566	7077	7589

PDL78-A36BL

DESCRIPTION –

Lounge 78"
Single arm
36" seat
36" bench (left facing)



DIMENSIONS –

Width 78
Depth 32
Height 34
Seat Width 72 (36/36)
Seat Depth 20
Seat Height 18
Arm Height 26
Bench Width 36
Cubic Feet 50

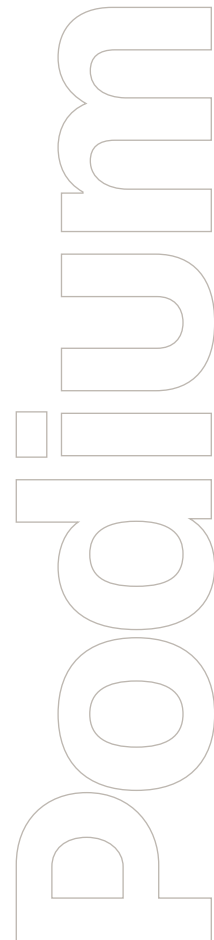
OPTIONS –

Moisure barrier	+ 340
Solid Surface arm cap, <i>each</i>	+ 300
Thermofoil arm cap, <i>each</i>	+ 200
Power/USB A+C	+ 595

COM YARDAGES –

COM Yard Platform 1.50
COM Yard Seat 1.30
COM Yard Back 1.30
COM Yard Outside Back 1.30
COM Bench 2
COM Yard Arm 1.20
COM Yard Overall 8.60

MODEL NO.	COM/1	2	3	4	5	6	7	8
PDL78-A36BL	4008	4519	5032	5543	6054	6566	7077	7589



Podium

Lounge Seating Collection

Different fabrics may be specified on the seat, back and arms. In this case, use the higher grade of the two. No additional upcharge applies. All prices are in US dollars (USD).

PDL84-A3636A

DESCRIPTION –

Lounge 84"

Two arms

Two 36" seats



DIMENSIONS –

Width 84

Depth 32

Height 34

Seat Width 72 (36/36)

Seat Depth 20

Seat Height 18

Arm Height 26

Cubic Feet 53

OPTIONS –

Moisure barrier + 340

Solid Surface arm cap, *each* + 300

Thermofoil arm cap, *each* + 200

Power/USB A+C + 595

COM YARDAGES –

COM Yard Platform 1.50

COM Yard Seat 2.60

COM Yard Back 2.60

COM Yard Outside Back 2.60

COM Yard Arm 2.40

COM Yard Overall 11.70

MODEL NO.

PDL84-A3636A

COM/1

5224

2

5919

3

6616

4

7311

5

8007

6

8702

7

9400

8

10095

PDL84-A242424A

DESCRIPTION –

Lounge 84"

Two arms

Three 24" seats



DIMENSIONS –

Width 84

Depth 32

Height 34

Seat Width 72 (24/24/24)

Seat Depth 20

Seat Height 18

Arm Height 26

Cubic Feet 53

OPTIONS –

Moisure barrier + 339

Solid Surface arm cap, *each* + 300

Thermofoil arm cap, *each* + 200

Power/USB A+C + 595

COM YARDAGES –

COM Yard Platform 1.50

COM Yard Seat 3

COM Yard Back 3

COM Yard Outside Back 3

COM Yard Arm 2.40

COM Yard Overall 12.90

MODEL NO.

PDL84-A242424A

COM/1

5640

2

6408

3

7175

4

7942

5

8710

6

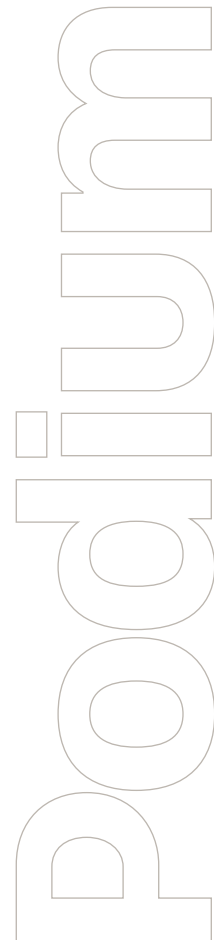
9477

7

10244

8

11011



Podium

Lounge Seating Collection

Different fabrics may be specified on the seat, back and arms. In this case, use the higher grade of the two. No additional upcharge applies. All prices are in US dollars (USD).

PDL84-B2424B

DESCRIPTION –

Lounge 84"

Two 18" benches

Two 24" seats



DIMENSIONS –

Width 84

Depth 32

Height 34

Seat Width 84 (18/24/24/18)

Seat Depth 20

Seat Height 18

Bench Width 18

Cubic Feet 53

OPTIONS –

Moisure barrier + 396

Power/USB A+C + 595

COM YARDAGES –

COM Yard Platform 1.50

COM Yard Seat 2

COM Yard Back 2

COM Yard Outside Back 2

COM Bench 2

COM Yard Overall 9.50

MODEL NO.

PDL84-B2424B

COM/1

4589

2

5154

3

5719

4

6284

5

6849

6

7415

7

7979

8

8545

PDL90-A36M36A

DESCRIPTION –

Lounge 90"

Two arms

Two 36" seats

Mid-arm



DIMENSIONS –

Width 90

Depth 32

Height 34

Seat Width 72 (36/36)

Seat Depth 20

Seat Height 18

Arm Height 26

Cubic Feet 57

OPTIONS –

Moisure barrier + 340

Solid Surface arm cap, *each* + 300

Thermofoil arm cap, *each* + 200

Power/USB A+C + 595

COM YARDAGES –

COM Yard Platform 1.50

COM Yard Seat 2.60

COM Yard Back 2.60

COM Yard Outside Back 2.60

COM Yard Arm 1.20(mid)/2.40(end)

COM Yard Overall 12.90

MODEL NO.

PDL90-A36M36A

COM/1

5767

2

6533

3

7302

4

8068

5

8836

6

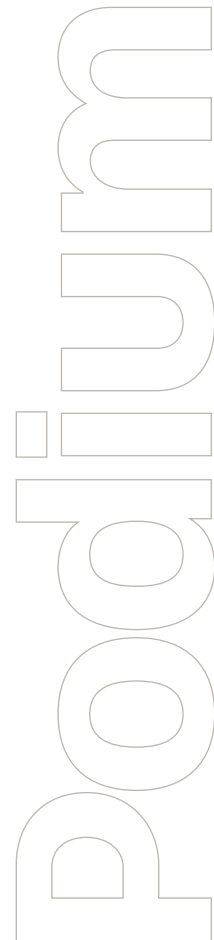
9602

7

10371

8

11137



Podium

Lounge Seating Collection

Different fabrics may be specified on the seat, back and arms. In this case, use the higher grade of the two. No additional upcharge applies. All prices are in US dollars (USD).

PDL90-A2424BR

DESCRIPTION –

Lounge 90"
Single arm
Two 24" seats
36" bench (right facing)



DIMENSIONS –

Width 90
Depth 32
Height 34
Seat Width 84 (24/24/36)
Seat Depth 20
Seat Height 18
Arm Height 26
Bench Width 36
Cubic Feet 57

OPTIONS –

Moisure barrier + 396
Solid Surface arm cap, *each* + 300
Thermofoil arm cap, *each* + 200
Power/USB A+C + 595

COM YARDAGES –

COM Yard Platform 1.50
COM Yard Seat 2
COM Yard Back 2
COM Yard Outside Back 2
COM Bench 2
COM Yard Arm 1.20
COM Yard Overall 10.70

MODEL NO.	COM/1	2	3	4	5	6	7	8
PDL90-A2424BR	5383	6021	6657	7293	7930	8567	9202	9840

PDL90-A2424BL

DESCRIPTION –

Lounge 90"
Single arm
Two 24" seats
36" bench (left facing)



DIMENSIONS –

Width 90
Depth 32
Height 34
Seat Width 84 (36/24/24)
Seat Depth 20
Seat Height 18
Arm Height 26
Bench Width 36
Cubic Feet 57


OPTIONS –

Moisure barrier + 396
Solid Surface arm cap, *each* + 300
Thermofoil arm cap, *each* + 200
Power/USB A+C + 595

COM YARDAGES –

COM Yard Platform 1.50
COM Yard Seat 2
COM Yard Back 2
COM Yard Outside Back 2
COM Bench 2
COM Yard Arm 1.20
COM Yard Overall 10.70

MODEL NO.	COM/1	2	3	4	5	6	7	8
PDL90-A2424BL	5383	6021	6657	7293	7930	8567	9202	9840



Podium

Lounge Seating Collection

Different fabrics may be specified on the seat, back and arms. In this case, use the higher grade of the two. No additional upcharge applies. All prices are in US dollars (USD).

PDL90-A3636TR

DESCRIPTION –

Lounge 90"
Single arm
Two 36" seats
12" table (right facing)



DIMENSIONS –

Width 90
Depth 32
Height 34
Seat Width 72 (36/36)
Seat Depth 20
Seat Height 18
Arm Height 26
Cubic Feet 57

OPTIONS –

Moisure barrier	+ 340
Solid Surface arm cap, <i>each</i>	+ 300
Thermofoil arm cap, <i>each</i>	+ 200
Power/USB A+C	+ 595

COM YARDAGES –

COM Yard Platform 1.50
COM Yard Seat 2.60
COM Yard Back 2.60
COM Yard Outside Back 2.60
COM Yard Arm 1.20
COM Yard Overall 10.50

MODEL NO.		COM/1	2	3	4	5	6	7	8
PDL90-A3636TR-S	Solid Surface table top (shown)	6529	7153	7778	8402	9027	9652	10276	10900
PDL90-A3636TR-T	Thermofoil table top	5611	6235	6860	7484	8109	8733	9359	9982

PDL90-A3636TL

DESCRIPTION –

Lounge 90"
Single arm
Two 36" seats
12" table (left facing)



DIMENSIONS –

Width 90
Depth 32
Height 34
Seat Width 72 (36/36)
Seat Depth 20
Seat Height 18
Arm Height 26
Cubic Feet 57

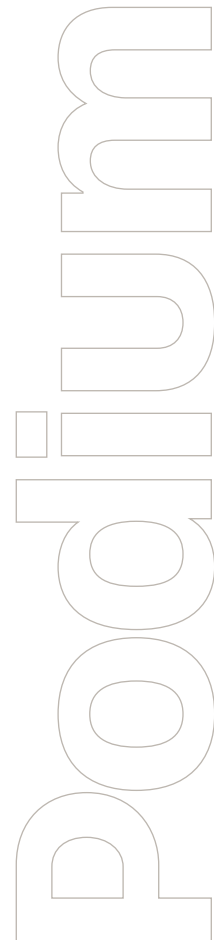
OPTIONS –

Moisure barrier	+ 340
Solid Surface arm cap, <i>each</i>	+ 300
Thermofoil arm cap, <i>each</i>	+ 200
Power/USB A+C	+ 595

COM YARDAGES –

COM Yard Platform 1.50
COM Yard Seat 2.60
COM Yard Back 2.60
COM Yard Outside Back 2.60
COM Yard Arm 1.20
COM Yard Overall 10.50

MODEL NO.		COM/1	2	3	4	5	6	7	8
PDL90-A3636TL-S	Solid Surface table top (shown)	6529	7153	7778	8402	9027	9652	10276	10900
PDL90-A3636TL-T	Thermofoil table top	5611	6235	6860	7484	8109	8733	9359	9982



Podium

Lounge Seating Collection

Different fabrics may be specified on the seat, back and arms. In this case, use the higher grade of the two. No additional upcharge applies. All prices are in US dollars (USD).

PDL96-A24M24M24A

DESCRIPTION –

Lounge 96"

Two arms

Three 24" seats

Two mid-arms



DIMENSIONS –

Width 96

Depth 32

Height 34

Seat Width 72 (24/24/24)

Seat Depth 20

Seat Height 18

Arm Height 26

Cubic Feet 61

OPTIONS –

Moisure barrier + 339

Solid Surface arm cap, *each* + 300

Thermofoil arm cap, *each* + 200

Power/USB A+C + 595

COM YARDAGES –

COM Yard Platform 1.50

COM Yard Seat 3

COM Yard Back 3

COM Yard Outside Back 3

COM Yard Arm 2.40 (mid)/2.40 (end)

COM Yard Overall 15.30

MODEL NO.

COM/1 2 3 4 5 6 7 8

PDL96-A24M24M24A 6726 7637 8546 9456 10367 11277 12186 13097

PDL96-A3636TR

DESCRIPTION –

Lounge 96"

Single arm

Two 36" seats

18" table (right facing)



DIMENSIONS –

Width 96

Depth 32

Height 34

Seat Width 72 (36/36)

Seat Depth 20

Seat Height 18

Arm Height 26

Cubic Feet 61

OPTIONS –

Moisure barrier + 340

Solid Surface arm cap, *each* + 300

Thermofoil arm cap, *each* + 200

Power/USB A+C + 595

COM YARDAGES –

COM Yard Platform 1.50

COM Yard Seat 2.60

COM Yard Back 2.60

COM Yard Outside Back 2.60

COM Yard Arm 1.20

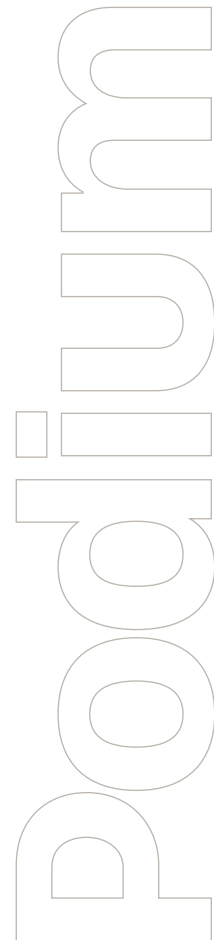
COM Yard Overall 10.50

MODEL NO.

COM/1 2 3 4 5 6 7 8

PDL96-A3636TR-S Solid Surface table top (shown) 6737 7361 7986 8610 9235 9858 10484 11108

PDL96-A3636TR-T Thermofoil table top 5359 5984 6608 7233 7857 8482 9107 9731



Podium

Lounge Seating Collection

Different fabrics may be specified on the seat, back and arms. In this case, use the higher grade of the two. No additional upcharge applies. All prices are in US dollars (USD).

PDL96-A3636TL

DESCRIPTION –

Lounge 96"

Single arm

Two 36" seats

18" table (left facing)



DIMENSIONS –

Width 96

Depth 32

Height 34

Seat Width 72 (36/36)

Seat Depth 20

Seat Height 18

Arm Height 26

Cubic Feet 61

OPTIONS –

Moisure barrier + 340

Solid Surface arm cap, *each* + 300

Thermofoil arm cap, *each* + 200

Power/USB A+C + 595

COM YARDAGES –

COM Yard Platform 1.50

COM Yard Seat 2.60

COM Yard Back 2.60

COM Yard Outside Back 2.60

COM Yard Arm 1.20

COM Yard Overall 10.50

MODEL NO.		COM/1	2	3	4	5	6	7	8
PDL96-A3636TL-S	Solid Surface table top (shown)	6737	7361	7986	8610	9235	9858	10484	11108
PDL96-A3636TL-T	Thermofoil table top	5359	5984	6608	7233	7857	8482	9107	9731

PDL32-B

DESCRIPTION –

Lounge

32" square bench



DIMENSIONS –

Width 32

Depth 32

Height 18

Cubic Feet 11

OPTIONS –

Moisure barrier + 170

Power/USB A+C + 595

COM YARDAGES –

COM Yard Platform 0.7

COM Yard Bench 2

COM Yard Overall 2.70

MODEL NO.		COM/1	2	3	4	5	6	7	8
PDL32-B		1952	2114	2273	2435	2595	2755	2916	3077

ur
p
o
o
o
o
o

Podium

Lounge Seating Collection

Different fabrics may be specified on the seat, back and arms. In this case, use the higher grade of the two. No additional upcharge applies. All prices are in US dollars (USD).

PDL32-T

DESCRIPTION -

Lounge
32" square table



DIMENSIONS -

Width 32
Depth 32
Height 11.25
Cubic Feet 7

OPTIONS -

Power/USB A+C + 595

COM YARDAGES -

COM Yard Platform 0.7
COM Yard Overall 0.7

MODEL NO.		COM/1	2	3	4	5	6	7	8
PDL32-T-S	Solid Surface table top (shown)	4173	4215	4256	4298	4339	4382	4423	4465
PDL32-T-T	Thermofoil table top	2374	2416	2457	2499	2540	2583	2624	2666

Podium

Valet

Lounge Seating Collection

When ordering this product, specification codes must be added to unit Model Number, as shown below.

NOTE: Upholstery and additional options must be specified separately.

Valet

FRAME FINISH –



STANCE MODEL
NUMBER –

FRAME
FINISH* –

VAL121-WB –SS

Metal	Wood
GM Gunmetal	AR Aria
MB Metallic Beige	CL Candlelight
SB Smooth Black	CN Chestnut
SS Smooth Silver	CH Chocolate
TB Textured Black	DV Dolce Vita
TN Textured Nickel	GR Grenada
	HM Hard Rock Maple
	HA Havana
	PA Palomino
	PE Pebble
	SA Sand
	WC White Chocolate

* Valet with swivel star base has standard polished aluminum finish.

Valet

Lounge Seating Collection

Different fabrics may be specified on the seat and on the back. In this case, use the higher grade of the two. No additional upcharge applies. All prices are in US dollars (USD).

Due to application and aesthetic constraints, not all fabrics can be applied to this product. Contact customer service to review fabrics for suitability.

VAL121-WB

DESCRIPTION –

Lounge Chair 21"
With wire base



DIMENSIONS –

Width 31
Depth 30.75
Height 32
Seat Width 21
Seat Depth 20
Seat Height 16.25
Arm Height 23.25
COM Yard Back 2.5
COM Yard Seat 0.75
COM Yard 3.25
Cubic Feet 18
Ship Weight 43

OPTIONS –

Moisture barrier, *per seat* + 164

MODEL NO.	COM/1	2	3	4	5	6	7	8
VAL121-WB	2483	2843	3166	3502	3854	4224	4594	4964

VAL147-WB

DESCRIPTION –

Lounge Chair 47"
With wire base




DIMENSIONS –

Width 56.5
Depth 30.75
Height 32
Seat Width 47
Seat Depth 20
Seat Height 16.25
Arm Height 23.25
COM Yard Back 3.75
COM Yard Seat 1.5
COM Yard 5.25
Cubic Feet 33
Ship Weight 84

OPTIONS –

Moisture barrier, *per seat* + 274

MODEL NO.	COM/1	2	3	4	5	6	7	8
VAL147-WB	5266	5883	6529	7207	7917	8663	9408	10152



Valet

Lounge Seating Collection

Different fabrics may be specified on the seat and on the back. In this case, use the higher grade of the two. No additional upcharge applies. All prices are in US dollars (USD).

Due to application and aesthetic constraints, not all fabrics can be applied to this product. Contact customer service to review fabrics for suitability.

VAL121-WB-HB

DESCRIPTION –

Highback 21"

With wire base



DIMENSIONS –

Width 31

Depth 31.25

Height 43.25

Seat Width 21

Seat Depth 20

Seat Height 16.25

Arm Height 23.25

COM Yard Back 3.25

COM Yard Seat 0.75

COM Yard 4


Cubic Feet 25

Ship Weight 51

OPTIONS –

Moisture barrier, *per seat* + 198

MODEL NO.	COM/1	2	3	4	5	6	7	8
VAL121-WB-HB	3291	3675	4078	4498	4939	5404	5870	6334



Valet

Lounge Seating Collection

Different fabrics may be specified on the seat and on the back. In this case, use the higher grade of the two. No additional upcharge applies. All prices are in US dollars (USD).

Due to application and aesthetic constraints, not all fabrics can be applied to this product. Contact customer service to review fabrics for suitability.

VAL121-SDB

DESCRIPTION –

Lounge Chair 21"

With swivel disc base

With 16.25" seat height



DIMENSIONS –

Width 31

Depth 30.75

Height 32

Seat Width 21

Seat Depth 20

Seat Height 16.25

Arm Height 23.25

COM Yard Back 2.5

COM Yard Seat 0.75

COM Yard 3.25

Cubic Feet 18

Ship Weight 77

OPTIONS –

Moisture barrier, *per seat* + 164

MODEL NO.	COM/1	2	3	4	5	6	7	8
VAL121-SDB	2962	3245	3543	3851	4172	4508	4844	5180

VAL121-SDB-HB

DESCRIPTION –

Highback 21"

With swivel disc base

With 16.25" seat height



DIMENSIONS –

Width 31

Depth 31.25

Height 43.25

Seat Width 21

Seat Depth 20

Seat Height 16.25

Arm Height 23.25

COM Yard Back 3.25

COM Yard Seat 0.75

COM Yard 4


Cubic Feet 25

Ship Weight 86

OPTIONS –

Moisture barrier, *per seat* + 198

MODEL NO.	COM/1	2	3	4	5	6	7	8
VAL121-SDB-HB	3772	4123	4490	4871	5269	5686	6101	6517



Valet

Lounge Seating Collection

Different fabrics may be specified on the seat and on the back. In this case, use the higher grade of the two. No additional upcharge applies. All prices are in US dollars (USD).

Due to application and aesthetic constraints, not all fabrics can be applied to this product. Contact customer service to review fabrics for suitability.

VAL121-SDBT

DESCRIPTION –

Lounge Chair 21"

With swivel disc base

With 18.25" seat height



DIMENSIONS –

Width 31

Depth 30.75

Height 34

Seat Width 21

Seat Depth 20

Seat Height 18.25

Arm Height 25.25

COM Yard Back 2.5

COM Yard Seat 0.75

COM Yard 3.25

Cubic Feet 19

Ship Weight 77

OPTIONS –

Moisture barrier, *per seat* + 164

MODEL NO.	COM/1	2	3	4	5	6	7	8
VAL121-SDBT	3079	3361	3660	3968	4289	4625	4960	5297

VAL121-SDBT-HB

DESCRIPTION –

Highback 21"

With swivel disc base

With 18.25" seat height



DIMENSIONS –

Width 31

Depth 31.25

Height 45.25

Seat Width 21

Seat Depth 20

Seat Height 18.25

Arm Height 25.25

COM Yard Back 3.25

COM Yard Seat 0.75

COM Yard 4


Cubic Feet 26

Ship Weight 86

OPTIONS –

Moisture barrier, *per seat* + 198

MODEL NO.	COM/1	2	3	4	5	6	7	8
VAL121-SDBT-HB	3887	4240	4607	4988	5385	5802	6218	6633



Valet

Lounge Seating Collection

Different fabrics may be specified on the seat and on the back. In this case, use the higher grade of the two. No additional upcharge applies. All prices are in US dollars (USD).

Due to application and aesthetic constraints, not all fabrics can be applied to this product. Contact customer service to review fabrics for suitability.

VAL121-SSB

DESCRIPTION –

Lounge Chair 21"

With swivel star base

With 16.5" seat height



DIMENSIONS –

Width 31

Depth 30.75

Height 32.25

Seat Width 21

Seat Depth 20

Seat Height 16.5

Arm Height 23.5

COM Yard Back 2.5

COM Yard Seat 0.75

COM Yard 3.25

Cubic Feet 18

Ship Weight 49

OPTIONS –

Moisture barrier, *per seat* + 164

MODEL NO.	COM/1	2	3	4	5	6	7	8
VAL121-SSB	2317	2678	3000	3336	3688	4058	4430	4800

VAL121-SSB-HB

DESCRIPTION –

Highback 21"

With swivel star base

With 16.5" seat height



DIMENSIONS –

Width 31

Depth 31.25

Height 43.5

Seat Width 21

Seat Depth 20

Seat Height 16.5

Arm Height 23.5

COM Yard Back 3.25

COM Yard Seat 0.75

COM Yard 4


Cubic Feet 25

Ship Weight 58

OPTIONS –

Moisture barrier, *per seat* + 198

MODEL NO.	COM/1	2	3	4	5	6	7	8
VAL121-SSB-HB	3127	3510	3912	4334	4774	5240	5705	6169



Valet

Lounge Seating Collection

Different fabrics may be specified on the seat and on the back. In this case, use the higher grade of the two. No additional upcharge applies. All prices are in US dollars (USD).

Due to application and aesthetic constraints, not all fabrics can be applied to this product. Contact customer service to review fabrics for suitability.

VAL121-SSBT

DESCRIPTION –

Lounge Chair 21"
With swivel star base
With 18.5" seat height



DIMENSIONS –

Width 31
Depth 30.75
Height 34.25
Seat Width 21
Seat Depth 20
Seat Height 18.5
Arm Height 25.5
COM Yard Back 2.5
COM Yard Seat 0.75
COM Yard 3.25
Cubic Feet 19
Ship Weight 49

OPTIONS –

Moisture barrier, *per seat* + 164

MODEL NO.	COM/1	2	3	4	5	6	7	8
VAL121-SSBT	2435	2796	3116	3453	3805	4175	4547	4917

VAL121-SSBT-HB

DESCRIPTION –

Highback 21"
With swivel star base
With 18.5" seat height




DIMENSIONS –

Width 31
Depth 31.25
Height 45.5
Seat Width 21
Seat Depth 20
Seat Height 18.5
Arm Height 25.5
COM Yard Back 3.25
COM Yard Seat 0.75
COM Yard 4
Cubic Feet 26
Ship Weight 58

OPTIONS –

Moisture barrier, *per seat* + 198

MODEL NO.	COM/1	2	3	4	5	6	7	8
VAL121-SSBT-HB	3243	3628	4030	4451	4892	5356	5821	6285



Valet

Lounge Seating Collection

Different fabrics may be specified on the seat and on the back. In this case, use the higher grade of the two. No additional upcharge applies. All prices are in US dollars (USD).

Due to application and aesthetic constraints, not all fabrics can be applied to this product. Contact customer service to review fabrics for suitability.

VAL121-WD

DESCRIPTION –

Lounge Chair 21"

With wood base

With 16.25" seat height



DIMENSIONS –

Width 31

Depth 30.75

Height 32

Seat Width 21

Seat Depth 20

Seat Height 16.25

Arm Height 23.25

COM Yard Back 2.5

COM Yard Seat 0.75

COM Yard 3.25

Cubic Feet 18

Ship Weight 42

OPTIONS –

Moisture barrier, *per seat* + 164

MODEL NO.	COM/1	2	3	4	5	6	7	8
VAL121-WD	2765	3126	3446	3783	4135	4506	4876	5247

VAL121-WD-HB

DESCRIPTION –

Highback 21"

With wood base

With 16.25" seat height



DIMENSIONS –

Width 31

Depth 31.25

Height 43.25

Seat Width 21

Seat Depth 20

Seat Height 16.25

Arm Height 23.25

COM Yard Back 3.25

COM Yard Seat 0.75

COM Yard 4


Cubic Feet 25

Ship Weight 51

OPTIONS –

Moisture barrier, *per seat* + 198

MODEL NO.	COM/1	2	3	4	5	6	7	8
VAL121-WD-HB	3573	3959	4361	4781	5222	5687	6151	6615



Valet

Lounge Seating Collection

Different fabrics may be specified on the seat and on the back. In this case, use the higher grade of the two. No additional upcharge applies. All prices are in US dollars (USD).

Due to application and aesthetic constraints, not all fabrics can be applied to this product. Contact customer service to review fabrics for suitability.

VAL121-WDT

DESCRIPTION –

Lounge Chair 21"

With wood base

With 18.25" seat height



DIMENSIONS –

Width 31

Depth 30.75

Height 34

Seat Width 21

Seat Depth 20

Seat Height 18.25

Arm Height 25.25

COM Yard Back 2.5

COM Yard Seat 0.75

COM Yard 3.25

Cubic Feet 19

Ship Weight 42

OPTIONS –

Moisture barrier, *per seat* + 164

MODEL NO.	COM/1	2	3	4	5	6	7	8
VAL121-WDT	2882	3242	3565	3900	4251	4623	4993	5363

VAL121-WDT-HB

DESCRIPTION –

Highback 21"

With wood base

With 18.25" seat height



DIMENSIONS –

Width 31

Depth 31.25

Height 45.25

Seat Width 21

Seat Depth 20

Seat Height 18.25

Arm Height 25.25

COM Yard Back 3.25

COM Yard Seat 0.75

COM Yard 4


Cubic Feet 26

Ship Weight 51

OPTIONS –

Moisture barrier, *per seat* + 198

MODEL NO.	COM/1	2	3	4	5	6	7	8
VAL121-WDT-HB	3690	4075	4477	4897	5338	5803	6267	6733



Verity

Lounge Seating Collection

When ordering this product, specification codes must be added to unit Model Number, as shown below.

NOTE: Upholstery and/or additional options must be specified separately.

ARM CAP FINISH
(OPTIONAL) –



Verity

MODEL
NUMBER –

ARM CAP FINISH
(OPTIONAL) –

VL-100 –CH

Wood	Polyurethane
AR Aria	PB Black
CL Candlelight	PG Grey
CN Chestnut	PT Taupe
CH Chocolate	
DV Dolce Vita	
GR Grenada	
HM Hard Rock Maple	
HA Havana	
PA Palomino	
PE Pebble	
SA Sand	
WC White Chocolate	

Verity

Lounge Seating Collection

Different fabrics may be specified on the seat and on the back. In this case, use the higher grade of the two. No additional upcharge applies. All prices are in US dollars (USD).

VL-100

DESCRIPTION –

Single Chair



DIMENSIONS –

Width 31
Depth 30
Height 34
Seat Width 23.5
Seat Height 18
Arm Height 25
COM Yard Back 2
COM Yard Arms 2.75
COM Yard Seat 1.5
Cubic Feet 21
Ship Weight 58

OPTIONS –

Moisture barrier	+170
Metal legs	+295
Wood arm caps	+165
Polyurethane arm caps	+185
Corian® Solid Surface arm caps	+375

MODEL NO.	COM/1	2	3	4	5	6	7	8
VL-100	2478	2914	3341	3782	4239	4710	5188	5676

VL-200

DESCRIPTION –

Two-seat



DIMENSIONS –

Width 53
Depth 30
Height 34
Seat Width 46.5
Seat Height 18
Arm Height 25
COM Yard Back 3
COM Yard Arms 2.75
COM Yard Seat 2
Cubic Feet 34
Ship Weight 87

OPTIONS –

Moisture barrier	+255
Metal legs	+295
Wood arm caps	+165
Polyurethane arm caps	+185
Corian® Solid Surface arm caps	+375

MODEL NO.	COM/1	2	3	4	5	6	7	8
VL-200	3420	3995	4555	5133	5731	6350	6980	7621

Verity

Verity

Lounge Seating Collection

Different fabrics may be specified on the seat and on the back. In this case, use the higher grade of the two. No additional upcharge applies. All prices are in US dollars (USD).

VL-300

DESCRIPTION –

Three-seat



DIMENSIONS –

Width	76.5
Depth	30
Height	34
Seat Width	69.5
Seat Height	18
Arm Height	25
COM Yard Back	3.75
COM Yard Arms	2.75
COM Yard Seat	2.5
Cubic Feet	49
Ship Weight	110

OPTIONS –

Moisture barrier	+340
Metal legs	+295
Wood arm caps	+165
Polyurethane arm caps	+185
Corian® Solid Surface arm caps	+375

MODEL NO.	COM/1	2	3	4	5	6	7	8
VL-300	4927	5654	6360	7090	7841	8619	9411	10214

Verity

Clover

Lounge Seating Collection

When ordering this product, specification codes must be added to unit Model Number, as shown below.

NOTE: Upholstery and/or additional options must be specified separately.



LEG
FINISH –

Clover

MODEL
NUMBER –

LEG
FINISH –

CLL124F –SS

Metal		Wood	
SB	Smooth Black	AR	Aria
TB	Textured Black	CL	Candlelight
TN	Textured Nickel	CN	Chestnut
SS	Smooth Silver	CH	Chocolate
GM	Gunmetal	DV	Dolce Vita
MB	Metallic Beige	GR	Grenada
		HM	Hard Rock Maple
		HA	Havana
		PA	Palomino
		PE	Pebble
		SA	Sand
		WC	White Chocolate

Clover

Lounge Seating Collection

Different fabrics may be specified on the seat and on the back. In this case, use the higher grade of the two. No additional upcharge applies. All prices are in US dollars (USD).

CLL124F

DESCRIPTION –

Single Chair



DIMENSIONS –

Width	35
Depth	27.5
Height	33.5
Seat Height	18.25
Seat Width	22
Seat Depth	19.5
COM Yard Back	2.25
COM Yard Seat	1.25
Ship Weight	55
Cubic Feet	21

OPTIONS –

Moisture barrier	+170
Wood legs	+0
Metal legs	+0
Power/USB A+C left facing	+395
Power/USB A+C right facing	+395
Power/USB A+C right & left	+790



POWER / USB PORT

MODEL NO.	COM/1	2	3	4	5	6	7	8
CLL124F	2681	2982	3283	3585	3886	4187	4490	4791

CLL146F

DESCRIPTION –

Two-seat



DIMENSIONS –

Width	58.25
Depth	27.5
Height	33.5
Seat Height	18.25
Seat Width	45.25
Seat Depth	19.5
COM Yard Back	3
COM Yard Seat	2.25
Ship Weight	86
Cubic Feet	35

OPTIONS –

Moisture barrier	+255
Wood legs	+0
Metal legs	+0
Power/USB A+C left facing	+395
Power/USB A+C right facing	+395
Power/USB A+C right & left	+790



POWER / USB PORT

MODEL NO.	COM/1	2	3	4	5	6	7	8
CLL146F	3714	4206	4700	5192	5685	6178	6671	7163

Clover

Clover

Lounge Seating Collection

Different fabrics may be specified on the seat and on the back. In this case, use the higher grade of the two. No additional upcharge applies. All prices are in US dollars (USD).

CLL168F

DESCRIPTION –

Three-seat

DIMENSIONS –

Width	80
Depth	27.5
Height	33.5
Seat Height	18.25
Seat Width	66.5
Seat Depth	19.5
COM Yard Back	3.75
COM Yard Seat	2.25
Ship Weight	112
Cubic Feet	35

OPTIONS –

Moisture barrier	+340
Wood legs	+0
Metal legs	+0
Power/USB A+C left facing	+395
Power/USB A+C right facing	+395
Power/USB A+C right & left	+790



POWER / USB PORT

MODEL NO.	COM/1	2	3	4	5	6	7	8
CLL168F	4594	5213	5832	6451	7070	7689	8308	8928

Clover

Riviera

Lounge Seating Collection

When ordering this product, specification codes must be added to unit Model Number, as shown below.

NOTE: Upholstery and/or additional options must be specified separately.



WOOD
LEG FINISH –

Riviera

MODEL
NUMBER –

WOOD
LEG FINISH –

SRL-100 –RC

- AR** Aria
- CL** Candlelight
- CN** Chestnut
- CH** Chocolate
- DV** Dolce Vita
- GR** Grenada
- HM** Hard Rock Maple
- HA** Havana
- PA** Palomino
- PE** Pebble
- SA** Sand
- WC** White Chocolate

Riviera

Lounge Seating Collection

Different fabrics may be specified on the seat and on the back. In this case, use the higher grade of the two. No additional upcharge applies. All prices are in US dollars (USD).

SRL-100

DESCRIPTION –

Single Chair



DIMENSIONS –

Width 33
Depth 32
Height 37.5
Seat Width 21
Seat Height 18.5
Arm Height 28
COM Yard 5.5
Cubic Feet 25
Ship Weight 50

OPTIONS –

Moisture barrier	+170
Metal legs	+295

MODEL NO.	COM/1	2	3	4	5	6	7	8
SRL-100	2455	2905	3365	3833	4307	4792	5276	5761

SRL-200

DESCRIPTION –

Two-seat



DIMENSIONS –

Width 54
Depth 32
Height 37.5
Seat Width 42
Seat Height 18.5
Arm Height 28
COM Yard 8.5
Cubic Feet 40
Ship Weight 78

OPTIONS –

Moisture barrier	+255
Metal legs	+295

MODEL NO.	COM/1	2	3	4	5	6	7	8
SRL-200	3534	4229	4935	5654	6385	7130	7874	8618

Riviera

Riviera

Lounge Seating Collection

Different fabrics may be specified on the seat and on the back. In this case, use the higher grade of the two. No additional upcharge applies. All prices are in US dollars (USD).

SRL-300

DESCRIPTION –

Three-seat



DIMENSIONS –

Width 75
Depth 32
Height 37.5
Seat Width 63
Seat Height 18.5
Arm Height 28
COM Yard 10
Cubic Feet 58
Ship Weight 95

OPTIONS –

Moisture barrier	+340
Metal legs	+295

MODEL NO.	COM/1	2	3	4	5	6	7	8
SRL-300	4734	5556	6391	7242	8107	8988	9870	10751

Riviera

Cassia

Lounge Seating Collection

When ordering this product, specification codes must be added to unit Model Number, as shown below.

NOTE: Upholstery and/or additional options must be specified separately.

BISSA



METAL LEG
FINISH -

MODEL
NUMBER -

METAL LEG
FINISH -

CL100-SS

- GM** Gunmetal
- MB** Metallic Beige
- SB** Smooth Black
- SS** Smooth Silver
- TB** Textured Black
- TN** Textured Nickel

Cassia

Lounge Seating Collection

Different fabrics may be specified on the seat and on the back. In this case, use the higher grade of the two. No additional upcharge applies. All prices are in US dollars (USD).

CL100

DESCRIPTION –

Single Chair
23" seat width



DIMENSIONS –

Width 29.5

Depth 28

Height 32

Seat Width 23

Seat Height 18

Arm Height 26.5

COM Yard Back 1.5

COM Yard Seat 1.5

COM Yard Arms 3.5

Cubic Feet 18

OPTIONS –

Moisture barrier +170

Corian® Solid Surface arm caps +350

Wood arm caps +165

Polyurethane arm caps +185

Power/USB A+C +495



MODEL NO.	COM/1	2	3	4	5	6	7	8
CL100	2753	3132	3523	3924	4323	4734	5146	5557

CL120

DESCRIPTION –

Single Chair
33" seat width



DIMENSIONS –

Width 39.5

Depth 28

Height 32

Seat Width 33

Seat Height 18

Arm Height 26.5

COM Yard Back 1.75

COM Yard Seat 1.75

COM Yard Arms 3.5

Cubic Feet 23

OPTIONS –

Moisture barrier +170

Corian® Solid Surface arm caps +350


Wood arm caps +165

Polyurethane arm caps +185

Power/USB A+C +495



MODEL NO.	COM/1	2	3	4	5	6	7	8
CL120	3193	3651	4118	4593	5073	5569	6065	6561



Cassia

Lounge Seating Collection

Different fabrics may be specified on the seat and on the back. In this case, use the higher grade of the two. No additional upcharge applies. All prices are in US dollars (USD).

CL200

DESCRIPTION –

Two-seat



DIMENSIONS –

Width	52.5
Depth	28
Height	32
Seat Width	46
Seat Height	18
Arm Height	26.5
COM Yard Back	3
COM Yard Seat	3
COM Yard Arms	3.5
Cubic Feet	30

OPTIONS –

Moisture barrier	+255
Corian® Solid Surface arm caps	+350
Wood arm caps	+165
Polyurethane arm caps	+185
Power/USB A+C	+495



MODEL NO.	COM/1	2	3	4	5	6	7	8
CL200	3696	4243	4796	5362	5939	6524	7110	7695

CL300

DESCRIPTION –

Three-seat



DIMENSIONS –


Width	75.5
Depth	28
Height	32
Seat Width	69
Seat Height	18
Arm Height	26.5
COM Yard Back	4.5
COM Yard Seat	4.5
COM Yard Arms	3.5
Cubic Feet	43

OPTIONS –

Moisture barrier	+340
Corian® Solid Surface arm caps	+350
Wood arm caps	+165
Polyurethane arm caps	+185
Power/USB A+C	+495



MODEL NO.	COM/1	2	3	4	5	6	7	8
CL300	4863	5566	6290	7023	7762	8523	9283	10043



Cassia

Occasional Table Collection

CFT-1824-16

DESCRIPTION –

16" Occasional Table

W 18 D 24 H 16



MODEL NO. –

OPTIONS –

CFT-1824-16-P	Laminate Top	USD \$	935
CFT-1824-16-T	Thermofoil Top	USD \$	935
CFT-1824-16-S	Corian® Solid Surface	USD \$	1689

CFT-2424-16

DESCRIPTION –

16" Occasional Table

W 24 D 24 H 16



MODEL NO. –

OPTIONS –

CFT-2424-16-P	Laminate Top	USD \$	1029
CFT-2424-16-T	Thermofoil Top	USD \$	1029
CFT-2424-16-S	Corian® Solid Surface	USD \$	2076

CFT-2442-16

DESCRIPTION –

16" Occasional Table


W 24 D 42 H 16



MODEL NO. –

OPTIONS –

CFT-2442-16-P	Laminate Top	USD \$	1469
CFT-2442-16-T	Thermofoil Top	USD \$	1469
CFT-2442-16-S	Corian® Solid Surface	USD \$	2957



Cassia

Occasional Table Collection

CFT-1824-21

DESCRIPTION –

21" Occasional Table

W 18 D 24 H 21



MODEL NO. –

OPTIONS –

CFT-1824-21-P	Laminate Top	USD \$	1005
CFT-1824-21-T	Thermofoil Top	USD \$	1005
CFT-1824-21-S	Corian® Solid Surface	USD \$	1760

CFT-2424-21

DESCRIPTION –

21" Occasional Table


W 24 D 24 H 21



MODEL NO. –

OPTIONS –

CFT-2424-21-P	Laminate Top	USD \$	1100
CFT-2424-21-T	Thermofoil Top	USD \$	1100
CFT-2424-21-S	Corian® Solid Surface	USD \$	2147



Carson

Lounge Seating Collection

When ordering this product, specification codes must be added to unit Model Number, as shown below.

NOTE: Upholstery and/or additional options must be specified separately.



LEG
FINISH -

MODEL
NUMBER -

LEG
FINISH -

CRL123-SS

- AR Aria
- CL Candlelight
- CN Chestnut
- CH Chocolate
- DV Dolce Vita
- GR Grenada
- HM Hard Rock Maple
- HA Havana
- PA Palomino
- PE Pebble
- SA Sand
- WC White Chocolate

Carson

Carson

Lounge Seating Collection

Different fabrics may be specified on the seat and on the back. In this case, use the higher grade of the two. No additional upcharge applies. All prices are in US dollars (USD).

CRL123

DESCRIPTION –

Single Chair



DIMENSIONS –

Width 29.5
Depth 28
Height 33
Seat Width 23
Seat Depth 18
Seat Height 18
Arm Height 26.5
COM Yard Back 1.5
COM Yard Seat 1.5
COM Yard Arms 3.5
Cubic Feet 16
Ship Weight 108

OPTIONS –

Moisture barrier	+170
Metal legs	+295
Corian® Solid Surface arm caps	+350
Wood arm caps	+165
Polyurethane arm caps	+185
Power/USB A+C	+495



MODEL NO.	COM/1	2	3	4	5	6	7	8
CRL123	2527	2927	3336	3753	4176	4605	5034	5464

CRL133

DESCRIPTION –

Single Chair



DIMENSIONS –

Width 39.5
Depth 28
Height 33
Seat Width 33
Seat Depth 18
Seat Height 18
Arm Height 26.5
COM Yard Back 1.75
COM Yard Seat 1.75
COM Yard Arms 3.5
Cubic Feet 21
Ship Weight 155

OPTIONS –

Moisture barrier	+170
Metal legs	+295
Corian® Solid Surface arm caps	+350
Wood arm caps	+165
Polyurethane arm caps	+185
Power/USB A+C	+495



MODEL NO.	COM/1	2	3	4	5	6	7	8
CRL133	3020	3507	3999	4505	5017	5613	6173	6695

Carson

Carson

Lounge Seating Collection

Different fabrics may be specified on the seat and on the back. In this case, use the higher grade of the two. No additional upcharge applies. All prices are in US dollars (USD).

CRL223

DESCRIPTION –

Two-seat



DIMENSIONS –

Width	52.5
Depth	28
Height	33
Seat Width	23
Seat Depth	18
Seat Height	18
Arm Height	26.5
COM Yard Back	3
COM Yard Seat	3
COM Yard Arms	3.5
Cubic Feet	28
Ship Weight	153

OPTIONS –

Moisture barrier	+255
Metal legs	+295
Corian® Solid Surface arm caps	+350
Wood arm caps	+165
Polyurethane arm caps	+185
Power/USB A+C	+495



MODEL NO.	COM/1	2	3	4	5	6	7	8
CRL223	3411	3982	4560	5151	5752	6370	6988	7605

CRL323

DESCRIPTION –

Three-seat



DIMENSIONS –

Width	75.5
Depth	28
Height	35
Seat Width	23
Seat Depth	18
Seat Height	18
Arm Height	26.5
COM Yard Back	4.5
COM Yard Seat	4.5
COM Yard Arms	3.5
Cubic Feet	43
Cubic Feet	198

OPTIONS –

Moisture barrier	+340
Metal legs	+295
Corian® Solid Surface arm caps	+350
Wood arm caps	+165
Polyurethane arm caps	+185
Power/USB A+C	+495



MODEL NO.	COM/1	2	3	4	5	6	7	8
CRL323	4536	5275	6028	6795	7575	8371	9165	9960

Carson

Huxley

Lounge Seating Collection

When ordering this product, specification codes must be added to unit Model Number, as shown below.

NOTE: Upholstery and/or additional options must be specified separately.



LEG
FINISH -

Huxley

MODEL
NUMBER -

LEG
FINISH -

HUL123 -SS

- GM** Gunmetal
- MB** Metallic Beige
- SB** Smooth Black
- SS** Smooth Silver
- TB** Textured Black
- TN** Textured Nickel

Huxley

Lounge Seating Collection

Different fabrics may be specified on the seat and on the back. In this case, use the higher grade of the two. No additional upcharge applies. All prices are in US dollars (USD).

HUL123

DESCRIPTION –

Single Chair



DIMENSIONS –

Width	29.5
Depth	28
Height	33.5
Seat Width	23
Seat Height	18.25
Arm Height	27
COM Yard Back	1.5
COM Yard Seat	1.5
COM Yard Arms	3.5
Cubic Feet	18
Ship Weight	108

OPTIONS –

Moisture barrier	+170
Corian® Solid Surface arm caps	+350
Wood arm caps	+165
Polyurethane arm caps	+185
Power/USB A+C	+495



MODEL NO.	COM/1	2	3	4	5	6	7	8
HUL123	2505	2932	3346	3777	4221	4681	5149	5623

HUL223

DESCRIPTION –

Two-seat



DIMENSIONS –

Width	52.5
Depth	28
Height	33.5
Seat Width	46
Seat Height	18.25
Arm Height	27
COM Yard Back	3
COM Yard Seat	3
COM Yard Arms	3.5
Cubic Feet	30
Ship Weight	185

OPTIONS –

Moisture barrier	+255
Corian® Solid Surface arm caps	+350
Wood arm caps	+165
Polyurethane arm caps	+185
Power/USB A+C	+495



MODEL NO.	COM/1	2	3	4	5	6	7	8
HUL223	3319	3920	4506	5116	5745	6393	7054	7725

HUXLEY

Huxley

Lounge Seating Collection

Different fabrics may be specified on the seat and on the back. In this case, use the higher grade of the two. No additional upcharge applies. All prices are in US dollars (USD).

HUL323

DESCRIPTION –

Three-seat



DIMENSIONS –

Width 75.5
Depth 28
Height 33.5
Seat Width 69
Seat Height 18.25
Arm Height 27
COM Yard Back 4.5
COM Yard Seat 4.5
COM Yard Arms 3.5
Cubic Feet 43
Ship Weight 262

OPTIONS –

Moisture barrier	+340
Corian® Solid Surface arm caps	+350
Wood arm caps	+165
Polyurethane arm caps	+185
Power/USB A+C	+495



MODEL NO.	COM/1	2	3	4	5	6	7	8
HUL323	4352	5133	5899	6687	7504	8352	9212	10085

HUXLEY

Huxley

Bench Seating Collection

All prices are in US dollars (USD).

HUB146

DESCRIPTION –

Two-seat Bench



DIMENSIONS –

Width 46
Depth 28
Height 18
COM Yard Seat 3
Cubic Feet 13.5
Ship Weight 69

OPTIONS –

Moisture barrier	+170
Power/USB A+C	+495



MODEL NO.	COM/1	2	3	4	5	6	7	8
HUB146	1982	2148	2296	2447	2599	2752	2909	3069

HUB169

DESCRIPTION –

Three-seat Bench



DIMENSIONS –

Width 68.25
Depth 28
Height 18
COM Yard Seat 4.5
Cubic Feet 20
Ship Weight 99

OPTIONS –

Moisture barrier	+255
Power/USB A+C	+495



MODEL NO.	COM/1	2	3	4	5	6	7	8
HUB169	2592	2817	3019	3225	3435	3647	3862	4082

Huxley

Huxley

Occasional Table Collection

All prices are in US dollars (USD).

HUT181820FU

DESCRIPTION –

Freestanding Cube, upholstered



DIMENSIONS –

Width 18	
Depth 18	
Height 20	
COM Yard 1.5	
Cubic Feet 4	
Ship Weight 33.5	

OPTIONS –

Moisture barrier	+25
Corian® Solid Surface top (-S)	+385
Power/USB A+C	+495



MODEL NO.	COM/1	2	3	4	5	6	7	8
HUT181820FU	2415	2486	2559	2630	2702	2773	2844	2917
HUT181820FU-S	2924	2996	3068	3141	3212	3282	3354	3427

HUT181820F

DESCRIPTION –

Freestanding Cube, laminated



DIMENSIONS –

Width 18	
Depth 18	
Height 20	
COM Yard 1.5	
Cubic Feet 4	
Ship Weight 30.5	

OPTIONS –

Corian® Solid Surface top (-S)	+385
Power/USB A+C	+495



MODEL NO.	PRICE	
HUT181820F	USD \$	1508
HUT181820F-S	USD \$	1894

Huxley

Huxley

Occasional Table Collection

HUT142021C

DESCRIPTION –

Freestanding Table, c-style



DIMENSIONS –

Width 20	Cubic Feet 3.5
Depth 14	Ship Weight 20
Height 21	

MODEL NO.		PRICE
HUT142021C	Laminate top	USD \$ 1139
HUT142021C-S	Corian® Solid Surface top	USD \$ 1650

HUT20R20B

DESCRIPTION –

Freestanding Table, round



DIMENSIONS –

Width 20	Cubic Feet 3.5
Depth 20	Ship Weight 16.5
Height 20	

MODEL NO.		PRICE
HUT20R20B	Laminate top	USD \$ 1025
HUT20R20B-S	Corian® Solid Surface top	USD \$ 1535

HUT181820B

DESCRIPTION –

Freestanding table, square



DIMENSIONS –

Width 18	Cubic Feet 4
Depth 18	Ship Weight 18
Height 20	

MODEL NO.		PRICE
HUT181820B	Laminate top	USD \$ 1025
HUT181820B-S	Corian® Solid Surface top	USD \$ 1535

HUT184216B

DESCRIPTION –

Freestanding table, rectangle



DIMENSIONS –

Width 42	Cubic Feet 7
Depth 18	Ship Weight 36.5
Height 16	

MODEL NO.		PRICE
HUT184216B	Laminate top	USD \$ 1416
HUT184216B-S	Corian® Solid Surface top	USD \$ 1927

Huxley

Flora

Modular Seating Collection

When ordering this product, specification codes must be added to unit Model Number, as shown below.

NOTE: Upholstery and/or additional options must be specified separately.

Flora



LEG
FINISH –

MODEL
NUMBER –

FAL125A

LEG
FINISH –

–SS

Wood	Metal
AR Aria	GM Gunmetal
CL Candlelight	MB Metallic Beige
CN Chestnut	SB Smooth Black
CH Chocolate	SS Smooth Silver
DV Dolce Vita	TB Textured Black
GR Grenada	TN Textured Nickel
HM Hard Rock Maple	
HA Havana	
PA Palomino	
PE Pebble	
SA Sand	
WC White Chocolate	

Flora

Modular Seating Collection

Different fabrics may be specified on the seat and on the back. In this case, use the higher grade of the two. No additional upcharge applies. All prices are in US dollars (USD).

FREESTANDING / STARTER UNITS -

FAL125A

DESCRIPTION -

Single Seat

Armless



DIMENSIONS -

Width 25

Depth 30

Height 30

Seat Width 25

Seat Depth 21

Seat Height 18

COM Yard Back 1.75

COM Yard Seat 2

COM Yard 3.75

Cubic Feet 14

OPTIONS -

Metal legs

+390

Moisture barrier

+85

MODEL NO.	COM/1	2	3	4	5	6	7	8
FAL125A	2439	2632	2824	3017	3209	3402	3595	3787

FAL125F

DESCRIPTION -

Single Seat

Upholstered arms



DIMENSIONS -

Width 33

Depth 30

Height 30

Seat Width 25

Seat Depth 21

Seat Height 18

Arm Height 25

COM Yard Back 1.75

COM Yard Seat 2

COM Yard Arm 2.5

COM Yard 6.25

Cubic Feet 19

OPTIONS -


Metal legs

+390

Moisture barrier

+85

MODEL NO.	COM/1	2	3	4	5	6	7	8
FAL125F	3239	3561	3882	4203	4525	4846	5168	5489



Flora

Modular Seating Collection

Different fabrics may be specified on the seat and on the back. In this case, use the higher grade of the two. No additional upcharge applies. All prices are in US dollars (USD).

FREESTANDING / STARTER UNITS -

FAL148A

DESCRIPTION -

Two-seat

Armless



DIMENSIONS -

Width 48.5

Depth 30

Height 30

Seat Width 48.5

Seat Depth 21

Seat Height 18

COM Yard Back 2.5

COM Yard Seat 3.5

COM Yard 6

Cubic Feet 28

OPTIONS -

Metal legs

+390

Moisture barrier

+170

MODEL NO.	COM/1	2	3	4	5	6	7	8
FAL148A	3651	3955	4259	4563	4867	5171	5474	5778

FAL148F

DESCRIPTION -

Two-seat

Upholstered arms



DIMENSIONS -

Width 56.5

Depth 30

Height 30

Seat Width 48.5

Seat Depth 21

Seat Height 18

Arm Height 25

COM Yard Back 2.5

COM Yard Seat 3.5

COM Yard Arm 2.5

COM Yard 8.5

Cubic Feet 32

OPTIONS -


Metal legs

+390

Moisture barrier

+170

MODEL NO.	COM/1	2	3	4	5	6	7	8
FAL148F	4450	4887	5325	5763	6201	6638	7076	7514



Flora

Modular Seating Collection

Different fabrics may be specified on the seat and on the back. In this case, use the higher grade of the two. No additional upcharge applies. All prices are in US dollars (USD).

FREESTANDING / STARTER UNITS -

FAL248A

DESCRIPTION -

Two-seat
Double-sided



DIMENSIONS -

Width 48.5
Depth 56
Height 30
Seat Width 48.5
Seat Depth 21
Seat Height 18
COM Yard Back 2.5
COM Yard Seat 4.25
COM Yard 6.75
Cubic Feet 51

OPTIONS -

Metal legs +390
Moisture barrier +170

MODEL NO.	COM/1	2	3	4	5	6	7	8
FAL248A	4378	4726	5074	5422	5770	6118	6466	6814

FAL148A-HB

DESCRIPTION -

Booth




DIMENSIONS -

Width 48.5
Depth 30
Height 42
Seat Width 48.5
Seat Depth 21
Seat Height 18
COM Yard Back 4
COM Yard Seat 2.25
COM Yard 6.25
Cubic Feet 38

OPTIONS -

Metal legs +390
Moisture barrier +170

MODEL NO.	COM/1	2	3	4	5	6	7	8
FAL148A-HB	3994	4316	4637	4958	5280	5632	5923	6244



Flora

Modular Seating Collection

Different fabrics may be specified on the seat and on the back. In this case, use the higher grade of the two. No additional upcharge applies. All prices are in US dollars (USD).

FREESTANDING / STARTER UNITS -

FAL248A-HB

DESCRIPTION -

Booth
Double-sided



DIMENSIONS -

Width 48.5
Depth 56
Height 42
Seat Width 48.5
Seat Depth 21
Seat Height 18
COM Yard Back 4.25
COM Yard Seat 4.25
COM Yard 8.5
Cubic Feet 70

OPTIONS -

Metal legs +390
Moisture barrier +170

MODEL NO.	COM/1	2	3	4	5	6	7	8
FAL248A-HB	4849	5287	5725	6162	6600	7038	7476	7913

FAL130IW

DESCRIPTION -

30° Curve, inside



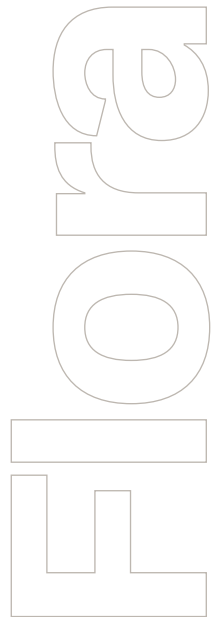
DIMENSIONS -

Width 31
Depth 30
Height 30
Seat Width 15.5-26
Seat Depth 21
Seat Height 18
COM Yard Back 2
COM Yard Seat 1.75
COM Yard 3.75
Cubic Feet 18

OPTIONS -

Metal legs +390
Moisture barrier +170

MODEL NO.	COM/1	2	3	4	5	6	7	8
FAL130IW	2666	2859	3053	3247	3440	3634	3827	4021



Flora

Modular Seating Collection

Different fabrics may be specified on the seat and on the back. In this case, use the higher grade of the two. No additional upcharge applies. All prices are in US dollars (USD).

FREESTANDING / STARTER UNITS -

FAL160IW

DESCRIPTION -

60° Curve, inside



DIMENSIONS -

Width 60
Depth 30
Height 30
Seat Width 30-50
Seat Depth 21
Seat Height 18
COM Yard Back 3
COM Yard Seat 2.5
COM Yard 5.5
Cubic Feet 34

OPTIONS -

Metal legs	+390
Moisture barrier	+170

MODEL NO.	COM/1	2	3	4	5	6	7	8
FAL160IW	3523	3819	4116	4413	4709	5006	5302	5599

FAL130OW

DESCRIPTION -

30° Curve, outside




DIMENSIONS -

Width 31
Depth 30
Height 30
Seat Width 20.75-31
Seat Depth 21
Seat Height 18
COM Yard Back 2
COM Yard Seat 1.5
COM Yard 3.5
Cubic Feet 18

OPTIONS -

Metal legs	+390
Moisture barrier	+170

MODEL NO.	COM/1	2	3	4	5	6	7	8
FAL130OW	2666	2859	3053	3247	3440	3634	3827	4021



Flora

Modular Seating Collection

Different fabrics may be specified on the seat and on the back. In this case, use the higher grade of the two. No additional upcharge applies. All prices are in US dollars (USD).

FREESTANDING / STARTER UNITS -

FAL160OW

DESCRIPTION -

60° Curve, outside



DIMENSIONS -

Width 60
Depth 30
Height 30
Seat Width 40-60
Seat Depth 21
Seat Height 18
COM Yard Back 3
COM Yard Seat 2.5
COM Yard 5.5
Cubic Feet 34

OPTIONS -

Metal legs	+390
Moisture barrier	+170

MODEL NO.	COM/1	2	3	4	5	6	7	8
FAL160OW	3523	3819	4116	4413	4709	5006	5302	5599

FAB125

DESCRIPTION -

Spacer Bench



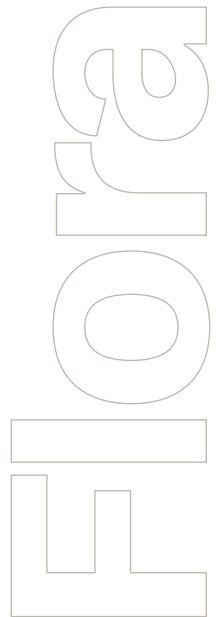
DIMENSIONS -

Width 25
Depth 30
Height 18
Seat Width 25
Seat Depth 30
Seat Height 18
COM Yard 1
Cubic Feet 9

OPTIONS -

Metal legs	+390
Moisture barrier	+85

MODEL NO.	COM/1	2	3	4	5	6	7	8
FAB125	1512	1569	1625	1682	1739	1795	1852	1909



Flora

Modular Seating Collection

Different fabrics may be specified on the seat and on the back. In this case, use the higher grade of the two. No additional upcharge applies. All prices are in US dollars (USD).

FREESTANDING / STARTER UNITS -

FAB150

DESCRIPTION -

Two-seat Bench



DIMENSIONS -

Width 50
Depth 30
Height 18
Seat Width 50
Seat Depth 30
Seat Height 18
COM Yard 2
Cubic Feet 17

OPTIONS -

Metal legs	+390
Moisture barrier	+170

MODEL NO.	COM/1	2	3	4	5	6	7	8
FAB150	2118	2241	2365	2488	2612	2736	2859	2983

FAB130W

DESCRIPTION -

30° Curve, bench



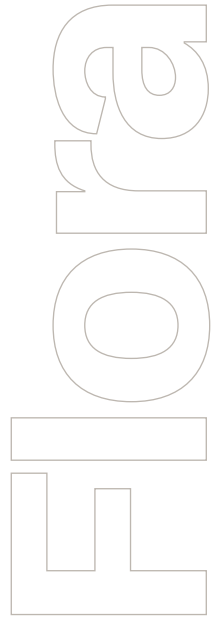
DIMENSIONS -

Width 31
Depth 30
Height 18
Seat Width 15.5-31
Seat Depth 30
Seat Height 18
COM Yard 1
Cubic Feet 11

OPTIONS -

Metal legs	+390
Moisture barrier	+170

MODEL NO.	COM/1	2	3	4	5	6	7	8
FAB130W	1512	1569	1625	1682	1739	1795	1852	1909



Flora

Modular Seating Collection

Different fabrics may be specified on the seat and on the back. In this case, use the higher grade of the two. No additional upcharge applies. All prices are in US dollars (USD).

FREESTANDING / STARTER UNITS -

FAB160Q

DESCRIPTION -

60° Curve, bench



DIMENSIONS -

Width 60
Depth 30
Height 18
Seat Width 30-60
Seat Depth 30
Seat Height 18
COM Yard 2.25
Cubic Feet 21

OPTIONS -

Metal legs	+390
Moisture barrier	+170

MODEL NO.	COM/1	2	3	4	5	6	7	8
FAB160Q	2140	2279	2418	2557	2697	2836	2975	3114

FAO130

DESCRIPTION -

Round Ottoman



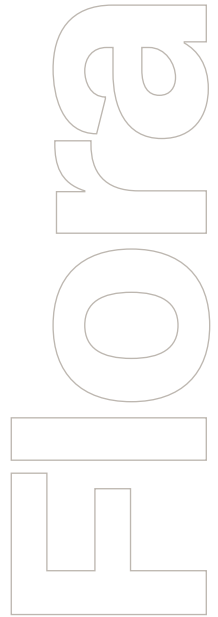
DIMENSIONS -

Width 30
Depth 30
Height 18
Seat Width 30
Seat Depth 30
Seat Height 18
COM Yard 1.75
Cubic Feet 11

OPTIONS -

Metal legs	+390
Moisture barrier	+85

MODEL NO.	COM/1	2	3	4	5	6	7	8
FAO130	1575	1666	1756	1847	1937	2028	2119	2209



Flora

Modular Seating Collection

Different fabrics may be specified on the seat and on the back. In this case, use the higher grade of the two. No additional upcharge applies. All prices are in US dollars (USD).

FREESTANDING / STARTER UNITS -

FAT132914

DESCRIPTION -

Table

Single Depth

DIMENSIONS -

Width 12.5

Depth 28.75

Height 14

Cubic Feet 4

OPTIONS -

Metal legs

+390



MODEL NO.

PRICE

FAT132914-P	Single Depth Table, laminate (shown)	USD \$	1512
FAT132914-S	Table, single depth, laminate sides, solid surface top	USD \$	1692

FATF135614

DESCRIPTION -

Table

Double Depth

DIMENSIONS -

Width 12.5

Depth 55.375

Height 14

Cubic Feet 7

OPTIONS -

Metal legs

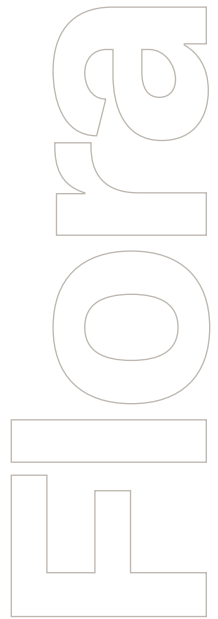
+390



MODEL NO.

PRICE

FATF135614-P	Double Depth Table, laminate (shown)	USD \$	2050
FATF135614-S	Table, double depth, laminate sides, solid surface top	USD \$	2560



Flora

Modular Seating Collection

Different fabrics may be specified on the seat and on the back. In this case, use the higher grade of the two. No additional upcharge applies. All prices are in US dollars (USD).

CONNECTING UNITS -

FAL125AC

DESCRIPTION -

Single Seat

Armless



DIMENSIONS -

Width 25

Depth 30

Height 30

Seat Width 25

Seat Depth 21

Seat Height 18

COM Yard Back 1.75

COM Yard Seat 2

COM Yard 3.75

Cubic Feet 14

OPTIONS -

Metal legs

+195

Moisture barrier

+170

MODEL NO.	COM/1	2	3	4	5	6	7	8
FAL125AC	2362	2554	2747	2940	3132	3325	3517	3710

FAL125FR

DESCRIPTION -

Single Seat

Right upholstered arm



DIMENSIONS -

Width 29

Depth 30

Height 30

Seat Width 25

Seat Depth 21

Seat Height 18

Arm Height 25

COM Yard Back 1.75

COM Yard Seat 2

COM Yard Arm 1.25

COM Yard 5

Cubic Feet 17

OPTIONS -

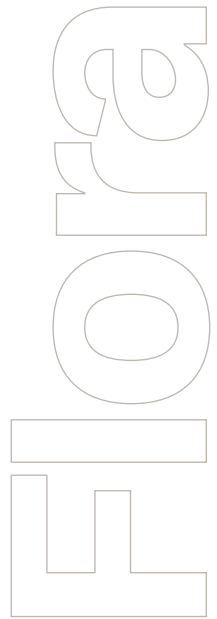
Metal legs

+195

Moisture barrier

+170

MODEL NO.	COM/1	2	3	4	5	6	7	8
FAL125FR	2851	3109	3366	3624	3881	4139	4396	4654



Flora

Modular Seating Collection

Different fabrics may be specified on the seat and on the back. In this case, use the higher grade of the two. No additional upcharge applies. All prices are in US dollars (USD).

CONNECTING UNITS -

FAL125FL

DESCRIPTION -

Single Seat
Left upholstered arm



DIMENSIONS -

Width 29
Depth 30
Height 30
Seat Width 25
Seat Depth 21
Seat Height 18
Arm Height 25
COM Yard Back 1.75
COM Yard Seat 2
COM Yard Arm 1.25
COM Yard 5
Cubic Feet 17

OPTIONS -

Metal legs +195
Moisture barrier +170

MODEL NO.	COM/1	2	3	4	5	6	7	8
FAL125FL	2851	3109	3366	3624	3881	4139	4396	4654

FAL148AC

DESCRIPTION -

Two-seat
Armless



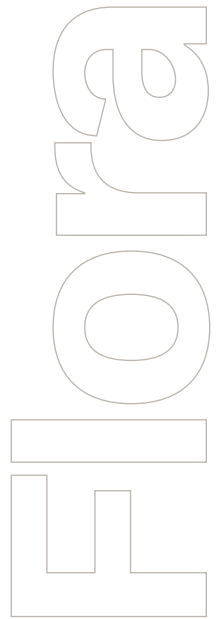
DIMENSIONS -

Width 48.5
Depth 30
Height 30
Seat Width 48.5
Seat Depth 21
Seat Height 18
COM Yard Back 2.5
COM Yard Seat 3.5
COM Yard 6
Cubic Feet 28

OPTIONS -

Metal legs +195
Moisture barrier +170

MODEL NO.	COM/1	2	3	4	5	6	7	8
FAL148AC	3574	3878	4182	4486	4790	5093	5397	5701



Flora

Modular Seating Collection

Different fabrics may be specified on the seat and on the back. In this case, use the higher grade of the two. No additional upcharge applies. All prices are in US dollars (USD).

CONNECTING UNITS -

FAL248AC

DESCRIPTION -

Two-seat
Double-sided



DIMENSIONS -

Width 48.5
Depth 56
Height 30
Seat Width 48.5
Seat Depth 21
Seat Height 18
COM Yard Back 2.5
COM Yard Seat 4.25
COM Yard 6.75
Cubic Feet 51

OPTIONS -

Metal legs +195
Moisture barrier +170

MODEL NO.	COM/1	2	3	4	5	6	7	8
FAL248AC	4300	4648	4997	5345	5693	6041	6389	6737

FAL148AC-HB

DESCRIPTION -

Booth



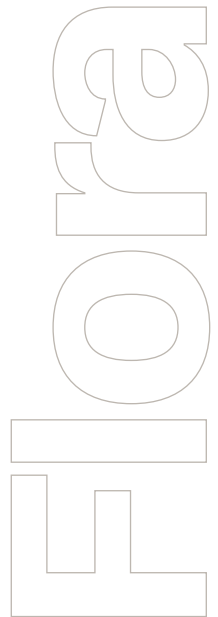
DIMENSIONS -

Width 48.5
Depth 30
Height 42
Seat Width 48.5
Seat Depth 21
Seat Height 18
COM Yard Back 4
COM Yard Seat 2.25
COM Yard 6.25
Cubic Feet 38

OPTIONS -

Metal legs +195
Moisture barrier +170

MODEL NO.	COM/1	2	3	4	5	6	7	8
FAL148AC-HB	3917	4238	4560	4881	5203	5555	5845	6167



Flora

Modular Seating Collection

Different fabrics may be specified on the seat and on the back. In this case, use the higher grade of the two. No additional upcharge applies. All prices are in US dollars (USD).

CONNECTING UNITS -

FAL248AC-HB

DESCRIPTION -

Booth
Double-sided



DIMENSIONS -

Width 48.5
Depth 56
Height 42
Seat Width 48.5
Seat Depth 21
Seat Height 18
COM Yard Back 4.25
COM Yard Seat 4.25
COM Yard 8.5
Cubic Feet 70

OPTIONS -

Metal legs +195
Moisture barrier +170

MODEL NO.	COM/1	2	3	4	5	6	7	8
FAL248AC-HB	4772	5210	5647	6085	6523	6961	7398	7836

FAL130IWC

DESCRIPTION -

30° Curve, inside



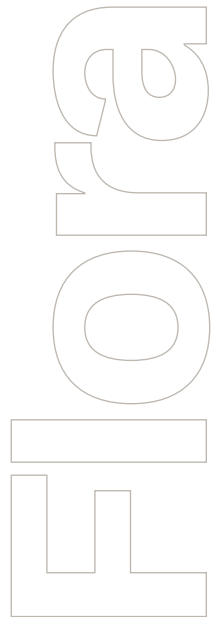
DIMENSIONS -

Width 31
Depth 30
Height 30
Seat Width 15.5-26
Seat Depth 21
Seat Height 18
COM Yard Back 2
COM Yard Seat 1.75
COM Yard 3.75
Cubic Feet 18

OPTIONS -

Metal legs +195
Moisture barrier +170

MODEL NO.	COM/1	2	3	4	5	6	7	8
FAL130IWC	2588	2782	2976	3169	3363	3557	3750	3944



Flora

Modular Seating Collection

Different fabrics may be specified on the seat and on the back. In this case, use the higher grade of the two. No additional upcharge applies. All prices are in US dollars (USD).

CONNECTING UNITS -

FAL160IWC

DESCRIPTION -

60° Curve, inside



DIMENSIONS -

Width 60
Depth 30
Height 30
Seat Width 30-50
Seat Depth 21
Seat Height 18
COM Yard Back 3
COM Yard Seat 2.5
COM Yard 5.5
Cubic Feet 34

OPTIONS -

Metal legs	+195
Moisture barrier	+170

MODEL NO.	COM/1	2	3	4	5	6	7	8
FAL160IWC	3445	3742	4039	4335	4632	4929	5225	5522

FAL130OWC

DESCRIPTION -

30° Curve, outside




DIMENSIONS -

Width 31
Depth 30
Height 30
Seat Width 20.75-31
Seat Depth 21
Seat Height 18
COM Yard Back 2
COM Yard Seat 1.5
COM Yard 3.5
Cubic Feet 18

OPTIONS -

Metal legs	+195
Moisture barrier	+170

MODEL NO.	COM/1	2	3	4	5	6	7	8
FAL130OWC	2588	2782	2976	3169	3363	3557	3750	3944



Flora

Modular Seating Collection

Different fabrics may be specified on the seat and on the back. In this case, use the higher grade of the two. No additional upcharge applies. All prices are in US dollars (USD).

CONNECTING UNITS -

FAL160OWC

DESCRIPTION -

60° Curve, outside



DIMENSIONS -

Width 60
Depth 30
Height 30
Seat Width 40-60
Seat Depth 21
Seat Height 18
COM Yard Back 3
COM Yard Seat 2.5
COM Yard 5.5
Cubic Feet 34

OPTIONS -

Metal legs	+195
Moisture barrier	+170

MODEL NO.	COM/1	2	3	4	5	6	7	8
FAL160OWC	3445	3742	4039	4335	4632	4929	5225	5522

FAB125C

DESCRIPTION -

Spacer Bench



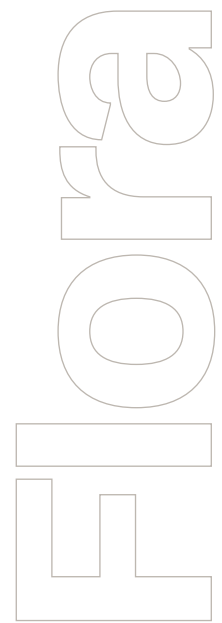
DIMENSIONS -

Width 25
Depth 30
Height 18
Seat Width 25
Seat Depth 30
Seat Height 18
COM Yard 1
Cubic Feet 9

OPTIONS -

Metal legs	+195
Moisture barrier	+85

MODEL NO.	COM/1	2	3	4	5	6	7	8
FAB125C	1435	1491	1548	1605	1661	1718	1775	1831



Flora

Modular Seating Collection

Different fabrics may be specified on the seat and on the back. In this case, use the higher grade of the two. No additional upcharge applies. All prices are in US dollars (USD).

CONNECTING UNITS -

FAB150C

DESCRIPTION -

Two-seat Bench



DIMENSIONS -

Width 50
Depth 30
Height 18
Seat Width 50
Seat Depth 30
Seat Height 18
COM Yard 2
Cubic Feet 17

OPTIONS -

Metal legs	+195
Moisture barrier	+170

MODEL NO.	COM/1	2	3	4	5	6	7	8
FAB150C	2040	2164	2288	2411	2535	2658	2782	2906

FAB130WC

DESCRIPTION -

30° Curve, bench



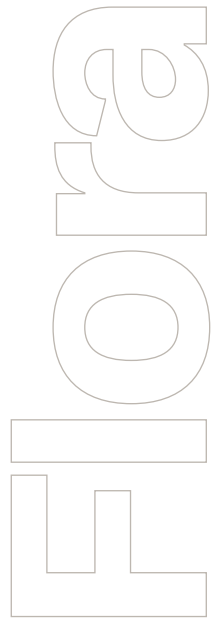
DIMENSIONS -

Width 31
Depth 30
Height 18
Seat Width 15.5-31
Seat Depth 30
Seat Height 18
COM Yard 1
Cubic Feet 11

OPTIONS -

Metal legs	+195
Moisture barrier	+170

MODEL NO.	COM/1	2	3	4	5	6	7	8
FAB130WC	1435	1491	1548	1605	1661	1718	1775	1831



Flora

Modular Seating Collection

Different fabrics may be specified on the seat and on the back. In this case, use the higher grade of the two. No additional upcharge applies. All prices are in US dollars (USD).

CONNECTING UNITS -

FAB160QC

DESCRIPTION -

60° Curve, bench



DIMENSIONS -

Width 60
Depth 30
Height 18
Seat Width 30-60
Seat Depth 30
Seat Height 18
COM Yard 2.25
Cubic Feet 21

OPTIONS -

Metal legs	+195
Moisture barrier	+170

MODEL NO.	COM/1	2	3	4	5	6	7	8
FAB160QC	2063	2202	2341	2480	2619	2758	2897	3036

FAT13296C

DESCRIPTION -

Spacer Table

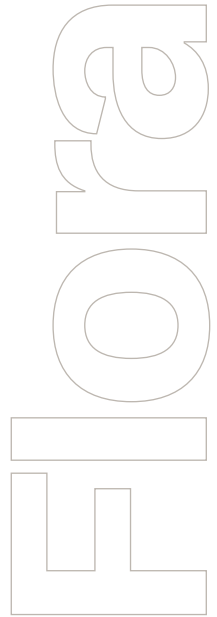
Single depth



DIMENSIONS -

Width 12.5
Depth 28.75
Height 5.75
Cubic Feet 2

MODEL NO.	PRICE
FAT13296C-P Single Depth Spacer Table, laminate (shown)	USD \$ 1131
FAT13296C-S Spacer Table, single depth, laminate sides, solid surface top	USD \$ 1311



Flora

Modular Seating Collection

Different fabrics may be specified on the seat and on the back. In this case, use the higher grade of the two. No additional upcharge applies. All prices are in US dollars (USD).

CONNECTING UNITS -

FAT13566C

DESCRIPTION -

Spacer Table
Double depth



DIMENSIONS -

Width 12.5
Depth 55.375
Height 5.75
Cubic Feet 3

MODEL NO.

PRICE

FAT13566C-P Double Depth Spacer Table, laminate (shown)	USD \$ 1669
FAT13566C-S Spacer Table, double depth, laminate sides, solid surface top	USD \$ 2178

FATR15WC

DESCRIPTION -

15° Table



DIMENSIONS -

Width 8-15.5
Depth 28.75
Height 5.75
Cubic Feet 2

MODEL NO.

PRICE

FATR15WC-P Narrow Wedge 15° Spacer Table, laminate (shown)	USD \$ 1354
FATR15WC-S 15 degree Table, laminate sides, solid surface top	USD \$ 1478

FATR30WC

DESCRIPTION -

30° Table




DIMENSIONS -

Width 15.5-30.5
Depth 28.75
Height 5.75
Cubic Feet 3

MODEL NO.

PRICE

FATR30WC-P Wide Wedge 30° Spacer Table, laminate (shown)	USD \$ 1702
FATR30WC-S 30 degree Table, laminate sides, solid surface top	USD \$ 1902



Attesa

Modular Seating Collection

When ordering this product, specification codes must be added to unit Model Number, as shown below.

NOTE: Upholstery and/or additional options must be specified separately.



LEG
FINISH –

Attesa

MODEL
NUMBER –

LEG
FINISH –

AM100-AL-CH

Wood	Metal
AR Aria	GM Gunmetal
CL Candlelight	MB Metallic Beige
CN Chestnut	SB Smooth Black
CH Chocolate	SS Smooth Silver
DV Dolce Vita	TB Textured Black
GR Grenada	TN Textured Nickel
HM Hard Rock Maple	
HA Havana	
PA Palomino	
PE Pebble	
SA Sand	
WC White Chocolate	

Attesa

Modular Seating Collection

Different fabrics may be specified on the seat and on the back. In this case, use the higher grade of the two. No additional upcharge applies. All prices are in US dollars (USD).

Due to application and aesthetic constraints, not all fabrics can be applied to this product. Contact customer service to review fabrics for suitability.

AM100-AL

DESCRIPTION –

Single Chair



DIMENSIONS –

Width 23
Depth 28
Height 32
Seat Depth 18
Seat Height 18
COM Yard Back 1.25
COM Yard Seat 1
Cubic Feet 14
Ship Weight 45

OPTIONS –

Moisture barrier	+85
Ganging bracket	+48
Power/USB A+C	+495



POWER WITH
2 USB PORTS

MODEL NO.	COM/1	2	3	4	5	6	7	8
AM100-AL	1957	2119	2280	2442	2604	2766	2927	3089

AM200-AL

DESCRIPTION –

Two-seat



DIMENSIONS –

Width 46
Depth 28
Height 32
Seat Depth 18
Seat Height 18
COM Yard Back 2.5
COM Yard Seat 2
Cubic Feet 27
Ship Weight 78

OPTIONS –

Moisture barrier	+170
Ganging bracket	+48
Power/USB A+C	+495



POWER WITH
2 USB PORTS

MODEL NO.	COM/1	2	3	4	5	6	7	8
AM200-AL	2431	2755	3081	3405	3731	4055	4382	4705

Attesa

Attesa

Modular Seating Collection

Different fabrics may be specified on the seat and on the back. In this case, use the higher grade of the two. No additional upcharge applies. All prices are in US dollars (USD).

Due to application and aesthetic constraints, not all fabrics can be applied to this product. Contact customer service to review fabrics for suitability.

AMB-SPB

DESCRIPTION –

Spacer Bench, upholstered



DIMENSIONS –

Width	23
Depth	28
Height	18
Seat Depth	28
Seat Height	18
COM Yard	1.5
Cubic Feet	8
Ship Weight	34

OPTIONS –

Moisture barrier	+170
Ganging bracket	+48
Power/USB A+C	+495



POWER WITH
2 USB PORTS

MODEL NO.	COM/1	2	3	4	5	6	7	8
AMB-SPB	1098	1206	1315	1423	1531	1639	1748	1855

AM-CRB

DESCRIPTION –

Corner Bench, upholstered



DIMENSIONS –

Width	30
Depth	30
Height	18
Seat Depth	28
Seat Height	18
COM Yard	2
Cubic Feet	11
Ship Weight	43

OPTIONS –

Moisture barrier	+170
Ganging bracket	+48
Power/USB A+C	+495



POWER WITH
2 USB PORTS

MODEL NO.	COM/1	2	3	4	5	6	7	8
AM-CRB	1538	1676	1812	1949	2087	2224	2361	2499

Attesa

Attesa

Modular Seating Collection

Different fabrics may be specified on the seat and on the back. In this case, use the higher grade of the two. No additional upcharge applies. All prices are in US dollars (USD).

Due to application and aesthetic constraints, not all fabrics can be applied to this product. Contact customer service to review fabrics for suitability.

AMB-200

DESCRIPTION –

Two-seat Bench, upholstered



DIMENSIONS –

Width	46
Depth	28
Height	18
Seat Depth	28
Seat Height	18
COM Yard	2.5
Cubic Feet	15
Ship Weight	61

OPTIONS –

Moisture barrier	+170
Ganging bracket	+48
Power/USB A+C	+495



POWER WITH
2 USB PORTS

MODEL NO.	COM/1	2	3	4	5	6	7	8
AMB-200	1632	1809	1993	2175	2354	2535	2717	2901

AMR30-IN

DESCRIPTION –

30° Curve, inside



DIMENSIONS –

Width	35
Depth	29
Height	31.5
Seat Width	20-29.5
Seat Depth	18
Seat Height	18
COM Yard Back	2
COM Yard Seat	2
Cubic Feet	21
Ship Weight	61

OPTIONS –

Moisture barrier	+170
Ganging bracket	+48
Power/USB A+C	+495



POWER WITH
2 USB PORTS

MODEL NO.	COM/1	2	3	4	5	6	7	8
AMR30-IN	2153	2382	2615	2846	3077	3308	3540	3771

Attesa

Attesa

Modular Seating Collection

Different fabrics may be specified on the seat and on the back. In this case, use the higher grade of the two. No additional upcharge applies. All prices are in US dollars (USD).

Due to application and aesthetic constraints, not all fabrics can be applied to this product. Contact customer service to review fabrics for suitability.

AMR30-OUT

DESCRIPTION –

30° Curve, outside



DIMENSIONS –

Width 35
Depth 29
Height 31.5
Seat Width 25.5–34.5
Seat Depth 18
Seat Height 18
COM Yard Back 1.5
COM Yard Seat 2
Cubic Feet 21
Ship Weight 52

OPTIONS –

Moisture barrier	+170
Ganging bracket	+48
Power/USB A+C	+495



POWER WITH
2 USB PORTS

MODEL NO.	COM/1	2	3	4	5	6	7	8
AMR30-OUT	2153	2382	2615	2846	3077	3308	3540	3771

AMR45-IN

DESCRIPTION –

45° Curve, inside



DIMENSIONS –

Width 41
Depth 30
Height 31.5
Seat Width 20–33.5
Seat Depth 18
Seat Height 18
COM Yard Back 2
COM Yard Seat 2
Cubic Feet 25
Ship Weight 65

OPTIONS –

Moisture barrier	+170
Ganging bracket	+48
Power/USB A+C	+495



POWER WITH
2 USB PORTS

MODEL NO.	COM/1	2	3	4	5	6	7	8
AMR45-IN	2451	2704	2957	3210	3462	3714	3967	4220

Attesa

Attesa

Modular Seating Collection

Different fabrics may be specified on the seat and on the back. In this case, use the higher grade of the two. No additional upcharge applies. All prices are in US dollars (USD).

Due to application and aesthetic constraints, not all fabrics can be applied to this product. Contact customer service to review fabrics for suitability.

AMR45-OUT

DESCRIPTION –

45° Curve, outside



DIMENSIONS –

Width 38.5
Depth 30
Height 31.5
Seat Width 25–38.5
Seat Depth 18
Seat Height 18
COM Yard Back 1.5
COM Yard Seat 2
Cubic Feet 24
Ship Weight 52

OPTIONS –

Moisture barrier	+170
Ganging bracket	+48
Power/USB A+C	+495



POWER WITH
2 USB PORTS

MODEL NO.	COM/1	2	3	4	5	6	7	8
AMR45-OUT	2451	2704	2957	3210	3462	3714	3967	4220

AMR60-IN

DESCRIPTION –

60° Curve, inside



DIMENSIONS –

Width 67.5
Depth 33
Height 31.5
Seat Width 39–57
Seat Depth 18
Seat Height 18
COM Yard Back 4.5
COM Yard Seat 2.5
Cubic Feet 44
Ship Weight 100

OPTIONS –

Moisture barrier	+170
Ganging bracket	+48
Power/USB A+C	+495



POWER WITH
2 USB PORTS

MODEL NO.	COM/1	2	3	4	5	6	7	8
AMR60-IN	3254	3717	4179	4640	5102	5564	6027	6489

Attesa

Attesa

Modular Seating Collection

Different fabrics may be specified on the seat and on the back. In this case, use the higher grade of the two. No additional upcharge applies. All prices are in US dollars (USD).

Due to application and aesthetic constraints, not all fabrics can be applied to this product. Contact customer service to review fabrics for suitability.

AMR60-OUT

DESCRIPTION –

60° Curve, outside



DIMENSIONS –

Width 67.5
Depth 33
Height 31.5
Seat Width 48.5–67.5
Seat Depth 18
Seat Height 18
COM Yard Back 3.5
COM Yard Seat 3
Cubic Feet 89
Ship Weight 92

OPTIONS –

Moisture barrier	+170
Ganging bracket	+48
Power/USB A+C	+495



POWER WITH
2 USB PORTS

MODEL NO.	COM/1	2	3	4	5	6	7	8
AMR60-OUT	3254	3717	4179	4640	5102	5564	6027	6489

AMR90-IN

DESCRIPTION –

90° Curve, inside



DIMENSIONS –

Width 74
Depth 35.5
Height 31.5
Seat Width 34.5–59.5
Seat Depth 18
Seat Height 18
COM Yard Back 5
COM Yard Seat 3
Cubic Feet 91
Ship Weight 107

OPTIONS –

Moisture barrier	+170
Ganging bracket	+48
Power/USB A+C	+495



POWER WITH
2 USB PORTS

MODEL NO.	COM/1	2	3	4	5	6	7	8
AMR90-IN	3712	4203	4694	5185	5675	6168	6659	7149

Attesa

Attesa

Modular Seating Collection

Different fabrics may be specified on the seat and on the back. In this case, use the higher grade of the two. No additional upcharge applies. All prices are in US dollars (USD).

Due to application and aesthetic constraints, not all fabrics can be applied to this product. Contact customer service to review fabrics for suitability.

AMR90-OUT

DESCRIPTION –

90° Curve, outside



DIMENSIONS –

Width 68.5
Depth 34.5
Height 31.5
Seat Width 43.5–68.5
Seat Depth 18
Seat Height 18
COM Yard Back 4
COM Yard Seat 3.5
Cubic Feet 91
Ship Weight 84

OPTIONS –

Moisture barrier	+170
Ganging bracket	+48
Power/USB A+C	+495



POWER WITH
2 USB PORTS

MODEL NO.	COM/1	2	3	4	5	6	7	8
AMR90-OUT	3712	4203	4694	5185	5675	6168	6659	7149

AMB30

DESCRIPTION –

30° Curve Bench



DIMENSIONS –

Width 35
Depth 29
Height 18
Seat Width 20–34.5
Seat Depth 28
Seat Height 18
COM Yard Seat 2.5
Cubic Feet 25
Ship Weight 38

OPTIONS –

Moisture barrier	+170
Ganging bracket	+48
Power/USB A+C	+495



POWER WITH
2 USB PORTS

MODEL NO.	COM/1	2	3	4	5	6	7	8
AMB30	1152	1332	1514	1695	1874	2055	2234	2417

Attesa

Attesa

Modular Seating Collection

Different fabrics may be specified on the seat and on the back. In this case, use the higher grade of the two. No additional upcharge applies. All prices are in US dollars (USD).

Due to application and aesthetic constraints, not all fabrics can be applied to this product. Contact customer service to review fabrics for suitability.

AMB45

DESCRIPTION –

45° Curve Bench



DIMENSIONS –

Width	41.5
Depth	30
Height	18
Seat Width	20–41-5
Seat Depth	28
Seat Height	18
COM Yard Seat	2.5
Cubic Feet	15
Ship Weight	40

OPTIONS –

Moisture barrier	+170
Ganging bracket	+48
Power/USB A+C	+495



POWER WITH
2 USB PORTS

MODEL NO.	COM/1	2	3	4	5	6	7	8
AMB45	1322	1502	1682	1864	2044	2224	2405	2586

AMB60

DESCRIPTION –

60° Curve Bench



DIMENSIONS –

Width	67.5
Depth	33
Height	18
Seat Width	39–67.5
Seat Depth	28
Seat Height	18
COM Yard Seat	3.5
Cubic Feet	52
Ship Weight	61

OPTIONS –

Moisture barrier	+170
Ganging bracket	+48
Power/USB A+C	+495



POWER WITH
2 USB PORTS

MODEL NO.	COM/1	2	3	4	5	6	7	8
AMB60	1920	2153	2382	2615	2846	3077	3309	3540

Attesa

Attesa

Modular Seating Collection

Different fabrics may be specified on the seat and on the back. In this case, use the higher grade of the two. No additional upcharge applies. All prices are in US dollars (USD).

Due to application and aesthetic constraints, not all fabrics can be applied to this product. Contact customer service to review fabrics for suitability.

AMB90

DESCRIPTION –

90° Curve Bench



DIMENSIONS –

Width 74
Depth 35.5
Height 18
Seat Width 34.5-74
Seat Depth 28
Seat Height 18
COM Yard Seat 3.5
Cubic Feet 31
Ship Weight 63

OPTIONS –

Moisture barrier	+170
Ganging bracket	+48
Power/USB A+C	+495



POWER WITH
2 USB PORTS

MODEL NO.	COM/1	2	3	4	5	6	7	8
AMB90	2520	2752	2982	3214	3444	3676	3906	4138

AMB-CB

DESCRIPTION –

90° Curve Corner Bench



DIMENSIONS –

Width 31.25
Depth 31.25
Height 18
Seat Width 4.5-44
Seat Depth 28
COM Yard Seat 3
Cubic Feet 12
Ship Weight 49

OPTIONS –

Moisture barrier	+170
Ganging bracket	+48
Power/USB A+C	+495



POWER WITH
2 USB PORTS

MODEL NO.	COM/1	2	3	4	5	6	7	8
AMB-CB	1365	1581	1799	2014	2231	2448	2665	2882

Attesa

Attesa

Modular Seating Collection

Different fabrics may be specified on the seat and on the back. In this case, use the higher grade of the two. No additional upcharge applies. All prices are in US dollars (USD).

Due to application and aesthetic constraints, not all fabrics can be applied to this product. Contact customer service to review fabrics for suitability.

AM200PA

DESCRIPTION –

Privacy Booth



DIMENSIONS –

Width 46
Depth 28.5
Height 46
Seat Width 44.5
Seat Depth 18
Seat Height 18
COM Yard Outside Back 1.75
COM Yard Inside Back 2
COM Yard Headrest 1.5
COM Yard Seat 2
COM Yard Side Panels 4
Cubic Feet 39
Ship Weight 145

OPTIONS –

Moisture barrier	+170
Power/USB A+C	+495



POWER WITH
2 USB PORTS

MODEL NO.	COM/1	2	3	4	5	6	7	8
AM200PA	4653	5301	5952	6601	7252	7901	8551	9202

AM200-OB-BPU

DESCRIPTION –

Booth, upholstered back



DIMENSIONS –

Width 46
Depth 28.5
Height 46.25
Seat Depth 18
Seat Height 18
COM Yard Inside Back 1
COM Yard Outside Back 1.75
COM Yard Headrest 1
COM Yard Seat 2
Cubic Feet 39
Ship Weight 127

OPTIONS –

Moisture barrier	+170
Power/USB A+C	+495
Shelf with black brackets (-SH)	+495



POWER WITH
2 USB PORTS



SHELF WITH
BLACK BRACKETS
W 38.25 D 10.25 H 38.25

MODEL NO.	COM/1	2	3	4	5	6	7	8
AM200-OB-BPU	4311	4658	5004	5352	5697	6044	6390	6738

Attesa

Attesa

Modular Seating Collection

Different fabrics may be specified on the seat and on the back. In this case, use the higher grade of the two. No additional upcharge applies. All prices are in US dollars (USD).

Due to application and aesthetic constraints, not all fabrics can be applied to this product. Contact customer service to review fabrics for suitability.

AM200-OB-BPL

DESCRIPTION –

Booth, laminated back



DIMENSIONS –

Width 46
Depth 28.5
Height 46.25
Seat Depth 18
Seat Height 18
COM Yard Inside Back 1
COM Yard Headrest 1
COM Yard Seat 2
Cubic Feet 39
Ship Weight 127

OPTIONS –

Moisture barrier	+170
Power/USB A+C	+495
Shelf with black brackets (-SH)	+495



POWER WITH
2 USB PORTS



SHELF WITH
BLACK BRACKETS
W 38.25 D 10.25 H 38.25

MODEL NO.	COM/1	2	3	4	5	6	7	8
AM200-OB-BPL	4477	4740	5003	5266	5529	5792	6055	6318

Attesa

Attesa

Occasional Table Collection

Different fabrics may be specified on the seat and on the back. In this case, use the higher grade of the two. No additional upcharge applies. All prices are in US dollars (USD).

AM-CT-R

DESCRIPTION –

Corner Table, 90° Radius



DIMENSIONS –

Width 29.5

Depth 29.5

Height 15.5

Cubic Feet 8

OPTIONS –

Power/USB A+C

+495



POWER WITH
2 USB PORTS

MODEL NO.

PRICE

MODEL NO.	Material	Price
AM-CT-R	Laminate	USD \$ 2433

AM-SQ-SP

DESCRIPTION –

Square Spacer Table



DIMENSIONS –

Width 23

Depth 23

Height 15.5

Cubic Feet 5

OPTIONS –

Power/USB A+C

+495



POWER WITH
2 USB PORTS

MODEL NO.

PRICE

MODEL NO.	Material	Price
AM-SQ-SP	Laminate	USD \$ 1524

AM-SQ-CT

DESCRIPTION –

Square Corner Table



DIMENSIONS –

Width 30

Depth 30

Height 15.5

Cubic Feet 8

OPTIONS –

Power/USB A+C

+495



POWER WITH
2 USB PORTS

MODEL NO.

PRICE

MODEL NO.	Material	Price
AM-SQ-CT	Laminate	USD \$ 1874

Attesa

Attesa Jr.

Children's Furniture Collection

Different fabrics may be specified on the seat and on the back. In this case, use the higher grade of the two. No additional upcharge applies. All prices are in US dollars (USD).

Due to application and aesthetic constraints, not all fabrics can be applied to this product. Contact customer service to review fabrics for suitability.

AJR100-AL

DESCRIPTION –

Single Chair



DIMENSIONS –

Width 23
Depth 24
Height 25
Seat Width 23
Seat Depth 16
Seat Height 13.5
COM Yard Seat 1
COM Yard Back 1.25
COM Yard 2.25
Cubic Feet 8
Ship Weight 45

OPTIONS –

Moisture barrier	+85
Ganging bracket	+48

MODEL NO.	COM/1	2	3	4	5	6	7	8
AJR100-AL	1663	1801	1939	2076	2212	2351	2490	2626

AJR200-AL

DESCRIPTION –

Two-seat



DIMENSIONS –

Width 46
Depth 24
Height 25
Seat Width 46
Seat Depth 16
Seat Height 13.5
COM Yard Seat 2
COM Yard Back 2.5
COM Yard 4.25
Cubic Feet 16
Ship Weight 82

OPTIONS –

Moisture barrier	+170
Ganging bracket	+48

MODEL NO.	COM/1	2	3	4	5	6	7	8
AJR200-AL	2066	2343	2619	2895	3171	3446	3724	3999

Attesa Jr.

Attesa Jr.

Children's Furniture Collection

Different fabrics may be specified on the seat and on the back. In this case, use the higher grade of the two. No additional upcharge applies. All prices are in US dollars (USD).

Due to application and aesthetic constraints, not all fabrics can be applied to this product. Contact customer service to review fabrics for suitability.

AJR30

DESCRIPTION –

30° Curve Bench



DIMENSIONS –

Width 33

Depth 25.5

Height 13

Seat Depth 24

COM Yard 1.5

Cubic Feet 6

Ship Weight 34

OPTIONS –

Moisture barrier +85

Ganging bracket +48

MODEL NO.	COM/1	2	3	4	5	6	7	8
AJR30	1010	1110	1211	1310	1411	1512	1613	1716

AJR45

DESCRIPTION –

45° Curve Bench



DIMENSIONS –

Width 38.75

Depth 26.5

Height 13

Seat Depth 24

COM Yard 1.75

Cubic Feet 8

Ship Weight 37

OPTIONS –

Moisture barrier +85

Ganging bracket +48

MODEL NO.	COM/1	2	3	4	5	6	7	8
AJR45	1061	1168	1275	1382	1490	1596	1703	1810

AJR60

DESCRIPTION –

60° Curve Bench



DIMENSIONS –

Width 63.5

Depth 29.5

Height 13

Seat Depth 24

COM Yard 3

Cubic Feet 14

Ship Weight 58

OPTIONS –

Moisture barrier +120

Ganging bracket +48

MODEL NO.	COM/1	2	3	4	5	6	7	8
AJR60	1622	1809	1997	2184	2372	2559	2746	2934

Attesa Jr.

Attesa Jr.

Children's Furniture Collection

Different fabrics may be specified on the seat and on the back. In this case, use the higher grade of the two. No additional upcharge applies. All prices are in US dollars (USD).

Due to application and aesthetic constraints, not all fabrics can be applied to this product. Contact customer service to review fabrics for suitability.

AJR2424

DESCRIPTION –

24" Square



DIMENSIONS –

Width 24
Depth 24
Height 13
Seat Depth 24
COM Yard 1.25
Cubic Feet 4
Ship Weight 32

OPTIONS –

Moisture barrier	+60
Ganging bracket	+48

MODEL NO.	COM/1	2	3	4	5	6	7	8
AJR2424	883	964	1044	1125	1205	1285	1366	1446

AJRS

DESCRIPTION –

24" Circle



DIMENSIONS –

Width 24
Depth 24
Height 13
COM Yard 1.25
Cubic Feet 3
Ship Weight 17

OPTIONS –

Moisture barrier	+60
------------------	-----

MODEL NO.	COM/1	2	3	4	5	6	7	8
AJRS	883	964	1044	1125	1205	1285	1366	1446

Attesa Jr.

Rosetta

Modular Seating Collection

When ordering this product, specification codes must be added to unit Model Number, as shown below.

NOTE: Upholstery and/or additional options must be specified separately.



Rosetta

MODEL
NUMBER –

RM100-AL-BHP

Rosetta

Modular Seating Collection

Different fabrics may be specified on the seat and on the back. In this case, use the higher grade of the two. No additional upcharge applies. All prices are in US dollars (USD).

RM100-AL-BHP

DESCRIPTION –

Single Chair



DIMENSIONS –

Width 23
Depth 28
Height 32
Seat Width 18
Seat Depth 18
Seat Height 18
COM Yard 2.25
COM Yard Back 1.25
COM Yard Seat 1
Cubic Feet 14
Ship Weight 74

OPTIONS –

Moisture barrier	+85
Ganging bracket	+99

MODEL NO.	COM/1	2	3	4	5	6	7	8
RM100-AL-BHP	2560	2713	3366	3022	3176	3330	3484	3638

RM200-AL-BHP

DESCRIPTION –

Two-seat



DIMENSIONS –

Width 46
Depth 28
Height 32
Seat Width 46
Seat Height 18
Seat Depth 18
COM Yard 4.5
COM Yard Back 2.5
COM Yard Seat 2
Cubic Feet 27
Ship Weight 141

OPTIONS –

Moisture barrier	+170
Ganging bracket	+99

MODEL NO.	COM/1	2	3	4	5	6	7	8
RM200-AL-BHP	3624	3932	4242	4552	4862	5171	5481	5791

Rosetta

Rosetta

Modular Seating Collection

Different fabrics may be specified on the seat and on the back. In this case, use the higher grade of the two. No additional upcharge applies. All prices are in US dollars (USD).

RMB-SPB-BHP

DESCRIPTION –

Spacer Bench



DIMENSIONS –

Width 23	_____
Depth 28	_____
Height 18	_____
Seat Width 23	_____
Seat Depth 18	_____
Seat Height 18	_____
COM Seat 1.5	_____
Cubic Feet 8	_____
Ship Weight 63	_____

OPTIONS –

Moisture barrier	_____	+120
Ganging bracket	_____	+99

MODEL NO.	COM/1	2	3	4	5	6	7	8
RMB-SPB-BHP	1751	1853	1957	2060	2163	2267	2370	2473

RMB-200-BHP

DESCRIPTION –

Two-seat Bench



DIMENSIONS –

Width 46	_____
Depth 28	_____
Height 18	_____
Seat Width 46	_____
Seat Depth 18	_____
Seat Height 18	_____
COM Seat 2.5	_____
Cubic Feet 15	_____
Ship Weight 124	_____

OPTIONS –

Moisture barrier	_____	+120
Ganging bracket	_____	+99

MODEL NO.	COM/1	2	3	4	5	6	7	8
RMB-200-BHP	2863	3035	3206	3379	3550	3723	3894	4066

Rosetta

Rosetta

Modular Seating Collection

Different fabrics may be specified on the seat and on the back. In this case, use the higher grade of the two. No additional upcharge applies. All prices are in US dollars (USD).

RMR30-IN-BHP

DESCRIPTION –

30° Curve, inside



DIMENSIONS –

Width 35
Depth 29
Height 31.5
Seat Width 20–29.5
Seat Depth 18
Seat Height 18
COM Yard 4
COM Yard Back 2
COM Yard Seat 2
Cubic Feet 21
Ship Weight 97

OPTIONS –

Moisture barrier	+85
Ganging bracket	+99

MODEL NO.	COM/1	2	3	4	5	6	7	8
RMR30-IN-BHP	2904	3145	3385	3626	3866	4108	4348	4590

RMR45-IN-BHP

DESCRIPTION –

45° Curve, inside



DIMENSIONS –

Width 41
Depth 30
Height 31.5
Seat Width 20–33.5
Seat Depth 18
Seat Height 18
COM Yard 4
COM Yard Back 2
COM Yard Seat 2
Cubic Feet 25
Ship Weight 106

OPTIONS –

Moisture barrier	+85
Ganging bracket	+99

MODEL NO.	COM/1	2	3	4	5	6	7	8
RMR45-IN-BHP	3626	3866	4108	4348	4589	4829	5069	5310

Rosetta

Rosetta

Modular Seating Collection

Different fabrics may be specified on the seat and on the back. In this case, use the higher grade of the two. No additional upcharge applies. All prices are in US dollars (USD).

RMR30-OUT-BHP

DESCRIPTION –

30° Curve, outside



DIMENSIONS –

Width 35
Depth 29
Height 31.5
Seat Width 25.5–34.5
Seat Depth 18
Seat Height 18
COM Yard 3.5
COM Yard Back 1.5
COM Yard Seat 2
Cubic Feet 21
Ship Weight 88

OPTIONS –

Moisture barrier	+85
Ganging bracket	+99

MODEL NO.	COM/1	2	3	4	5	6	7	8
RMR30-OUT-BHP	2904	3145	3385	3626	3866	4108	4348	4590

RMR45-OUT-BHP

DESCRIPTION –

45° Curve, outside



DIMENSIONS –

Width 38.5
Depth 30
Height 31.5
Seat Width 25–38.5
Seat Depth 18
Seat Height 18
COM Seat 3.5
COM Yard Back 1.5
COM Yard Seat 2
Cubic Feet 24
Ship Weight 89

OPTIONS –

Moisture barrier	+85
Ganging bracket	+99

MODEL NO.	COM/1	2	3	4	5	6	7	8
RMR45-OUT-BHP	3604	3844	4085	4325	4566	4807	5047	5288

Rosetta

Rosetta

Modular Seating Collection

Different fabrics may be specified on the seat and on the back. In this case, use the higher grade of the two. No additional upcharge applies. All prices are in US dollars (USD).

RMB30-BHP

DESCRIPTION –

30° Curve Bench



DIMENSIONS –

Width 35
Depth 29
Height 18
Seat Width 20-34.5
Seat Depth 28
Seat Height 18
COM Yard Seat 2.5
Cubic Feet 12
Ship Weight 74

OPTIONS –

Moisture barrier	+85
Ganging bracket	+99

MODEL NO.	COM/1	2	3	4	5	6	7	8
RMB30-BHP	2124	2296	2469	2640	2812	2984	3156	3327

RMB45-BHP

DESCRIPTION –

45° Curve Bench



DIMENSIONS –

Width 41.5
Depth 30
Height 18
Seat Width 20-41.5
Seat Depth 28
Seat Height 18
COM Yard Seat 2.5
Cubic Feet 15
Ship Weight 81

OPTIONS –

Moisture barrier	+85
Ganging bracket	+99

MODEL NO.	COM/1	2	3	4	5	6	7	8
RMB45-BHP	2571	2743	2910	3087	3258	3431	3603	3774

Rosetta

Rosetta

Modular Seating Collection

Different fabrics may be specified on the seat and on the back. In this case, use the higher grade of the two. No additional upcharge applies. All prices are in US dollars (USD).

RM-RT-BHP

DESCRIPTION –

Rectangular Table



DIMENSIONS –

Width 23

Depth 28

Height 15.5

Cubic Feet 6

Ship Weight 94

MODEL NO.		PRICE
RM-RT-BHP	Marmoleum™ with solid surface top	USD \$ 4401

RM-SQ-BHP

DESCRIPTION –

Square Table



DIMENSIONS –

Width 28

Depth 28

Height 15.5

Cubic Feet 8

Ship Weight 114

MODEL NO.		PRICE
RM-SQ-BHP	Marmoleum™ with solid surface top	USD \$ 4957

Rosetta

Rochester

Lounge Seating Collection

When ordering this product, specification codes must be added to unit Model Number, as shown below.

NOTE: Upholstery and/or additional options must be specified separately.



MODEL
NUMBER -

METAL FRAME
FINISH -

ARM CAP
FINISHES -

ROL127F -SS -DC

GM Gunmetal	Corian® Solid Surface
MB Metallic Beige	BI Bisque
SB Smooth Black	CA Canyon
SS Smooth Silver	CW Cameo White
TB Textured Black	DV Dove
TN Textured Nickel	GW Glacier White
	LI Linen
	PG Pearl Gray
	SG Silver Gray

Rochester

Rochester

Lounge Seating Collection

Different fabrics may be specified on the seat and on the back. In this case, use the higher grade of the two. No additional upcharge applies. All prices are in US dollars (USD).

ROL127F

DESCRIPTION –

Single Lounge



DIMENSIONS –

Width 32
Depth 31
Height 32.75
Seat Width 27
Seat Depth 20
Seat Height 18
Arm Height 24.75
COM Yard Overall 5.5
COM Yard Back 1
COM Yard Seat 1
COM Yard Arm Surround 3.5
Cubic Feet 21

OPTIONS –

Moisture barrier	+170
Solid Surface surround arm caps	+495
Power/USB A+C	+ 595



MODEL NO.	COM/1	2	3	4	5	6	7	8
ROL127F	3569	3852	4135	4419	4702	4985	5268	5552

ROL152F

DESCRIPTION –

Two-seat



DIMENSIONS –

Width 57
Depth 31
Height 32.75
Seat Width 52
Seat Depth 20
Seat Height 18
Arm Height 24.75
COM Yard Overall 7
COM Yard Seat 1.5
COM Yard Arms 1.5
COM Yard Arm Surround 4
Cubic Feet 37

OPTIONS –

Moisture barrier	+255
Solid Surface surround arm caps	+595
Power/USB A+C	+ 595



MODEL NO.	COM/1	2	3	4	5	6	7	8
ROL152F	4455	4815	5176	5536	5897	6257	6618	6978

Rochester

Rochester

Lounge Seating Collection

Different fabrics may be specified on the seat and on the back. In this case, use the higher grade of the two. No additional upcharge applies. All prices are in US dollars (USD).

ROL174F

DESCRIPTION –

Three-seat



DIMENSIONS –

Width 79
Depth 31
Height 32.75
Seat Width 74
Seat Depth 20
Seat Height 18
Arm Height 24.75
COM Yard Overall 9.5
COM Yard Back 2
COM Yard Seat 2
COM Yard Arm Surround 4.5
Cubic Feet 50

OPTIONS –

Moisture barrier	+340
Solid Surface surround arm caps	+695
Power/USB A+C	+ 595



MODEL NO.	COM/1	2	3	4	5	6	7	8
ROL174F	5135	5624	6113	6602	7092	7581	8070	8559

Rochester

Jensen

Lounge Seating Collection

When ordering this product, specification codes must be added to unit Model Number, as shown below.

NOTE: Upholstery and/or additional options must be specified separately.



Jensen

MODEL
NUMBER -

METAL FRAME
FINISH -

ARM CAP
FINISHES -

JEL124-OA-SS -PG

GM Gunmetal	Wood	Polyurethane
MB Metallic Beige	AR Aria	PB Black
SB Smooth Black	CL Candlelight	PG Grey
SS Smooth Silver	CN Chestnut	PT Taupe
TB Textured Black	CH Chocolate	
TN Textured Nickel	DV Dolce Vita	
	GR Grenada	
	HM Hard Rock Maple	
	HA Havana	
	PA Palomino	
	PE Pebble	
	SA Sand	
	WC White Chocolate	

Jensen

Lounge Seating Collection

Different fabrics may be specified on the seat and on the back. In this case, use the higher grade of the two. No additional upcharge applies. All prices are in US dollars (USD).

JEL124-OA

DESCRIPTION –

Single Chair

With open arms

24" seat width



DIMENSIONS –

Width 27.5

Depth 28.5

Height 34

Seat Width 24

Seat Depth 19

Seat Height 18

Arm Height 26

COM Yard Back 1.25

COM Yard Seat 1

Cubic Feet 19

Ship Weight 53

OPTIONS –

Moisture barrier +120

Wood arm caps +0

Polyurethane arm caps +0

Corian® Solid Surface arm caps +695

MODEL NO.	COM/1	2	3	4	5	6	7	8
JEL124-OA	2015	2291	2566	2841	3115	3392	3666	3941

JEL124-CA

DESCRIPTION –

Single Chair

With closed arms

24" seat width



DIMENSIONS –

Width 27.5

Depth 28.5

Height 34

Seat Width 24

Seat Depth 19

Seat Height 18

Arm Height 26

COM Yard Back 1.25

COM Yard Seat 1

COM Yard Arms 1

Cubic Feet 19

Ship Weight 60

OPTIONS –

Moisture barrier +120

Wood arm caps +0

Polyurethane arm caps +0

Corian® Solid Surface arm caps +695

MODEL NO.	COM/1	2	3	4	5	6	7	8
JEL124-CA	2471	2821	3172	3522	3873	4224	4574	4925

Jensen

Jensen

Lounge Seating Collection

Different fabrics may be specified on the seat and on the back. In this case, use the higher grade of the two. No additional upcharge applies. All prices are in US dollars (USD).

JEL131-OA

DESCRIPTION –

Single Chair

With open arms

31" seat width



DIMENSIONS –

Width 34.25

Depth 28.5

Height 34

Seat Width 31

Seat Depth 19

Seat Height 18

Arm Height 26

COM Yard Back 1.5

COM Yard Seat 1

Cubic Feet 24

Ship Weight 61

OPTIONS –

Moisture barrier +180

Wood arm caps +0

Polyurethane arm caps +0

Corian® Solid Surface arm caps +695

MODEL NO.	COM/1	2	3	4	5	6	7	8
JEL131-OA	2498	2940	3383	3826	4269	4712	5154	5598

JEL131-CA

DESCRIPTION –

Single Chair

With closed arms

31" seat width



DIMENSIONS –

Width 34.25

Depth 28.5

Height 34

Seat Width 31

Seat Depth 19

Seat Height 18

Arm Height 26

COM Yard Back 1.5

COM Yard Seat 1

COM Yard Arms 1

Cubic Feet 24

Ship Weight 69

OPTIONS –

Moisture barrier +180

Wood arm caps +0

Polyurethane arm caps +0

Corian® Solid Surface arm caps +695

MODEL NO.	COM/1	2	3	4	5	6	7	8
JEL131-CA	2953	3470	3990	4508	5026	5546	6064	6584

Jensen

Jensen

Lounge Seating Collection

Different fabrics may be specified on the seat and on the back. In this case, use the higher grade of the two. No additional upcharge applies. All prices are in US dollars (USD).

JEL224-OA

DESCRIPTION –

Two-seat
With open arms
24" seat width



DIMENSIONS –

Width 51.5
Depth 28.5
Height 34
Seat Width 24
Seat Depth 19
Seat Height 18
Arm Height 26
COM Yard Back 2.5
COM Yard Seat 2
Cubic Feet 32
Ship Weight 95

OPTIONS –

Moisture barrier +240
Wood arm caps +0
Polyurethane arm caps +0
Corian® Solid Surface arm caps +695

MODEL NO.	COM/1	2	3	4	5	6	7	8
JEL224-OA	3387	3918	4448	4977	5507	6038	6567	7096

JEL224-CA

DESCRIPTION –

Two-seat
With closed arms
24" seat width



DIMENSIONS –

Width 51.5
Depth 28.5
Height 34
Seat Width 24
Seat Depth 19
Seat Height 18
Arm Height 26
COM Yard Back 2.5
COM Yard Seat 2
COM Yard Arms 1
Cubic Feet 32
Ship Weight 103

OPTIONS –

Moisture barrier +240
Wood arm caps +0
Polyurethane arm caps +0
Corian® Solid Surface arm caps +695

MODEL NO.	COM/1	2	3	4	5	6	7	8
JEL224-CA	3841	4448	5053	5660	6264	6871	7475	8082

Jensen

Jensen

Lounge Seating Collection

Different fabrics may be specified on the seat and on the back. In this case, use the higher grade of the two. No additional upcharge applies. All prices are in US dollars (USD).

JEL324-OA

DESCRIPTION –

Three-seat

With open arms

24" seat width



DIMENSIONS –

Width 75.75

Depth 28.5

Height 34

Seat Width 24

Seat Depth 19

Seat Height 18

Arm Height 26

COM Yard Back 3.75

COM Yard Seat 3

Cubic Feet 45

Ship Weight 134

OPTIONS –

Moisture barrier +360

Wood arm caps +0

Polyurethane arm caps +0

Corian® Solid Surface arm caps +695

MODEL NO.	COM/1	2	3	4	5	6	7	8
JEL324-OA	4605	5384	6165	6945	7724	8505	9283	10063

JEL324-CA

DESCRIPTION –

Three-seat

With closed arms

24" seat width



DIMENSIONS –

Width 75.75

Depth 28.5

Height 34

Seat Width 24

Seat Depth 19

Seat Height 18

Arm Height 26

COM Yard Back 3.75

COM Yard Seat 3

COM Yard Arms 1

Cubic Feet 45

Ship Weight 142

OPTIONS –

Moisture barrier +360

Wood arm caps +0

Polyurethane arm caps +0

Corian® Solid Surface arm caps +695

MODEL NO.	COM/1	2	3	4	5	6	7	8
JEL324-CA	5058	5915	6769	7626	8482	9337	10192	11048

JENSEN

Verona

Lounge Seating Collection

When ordering this product, specification codes must be added to unit Model Number, as shown below.

NOTE: Upholstery and/or additional options must be specified separately.



WOOD LEG
FINISH -

Verona

MODEL
NUMBER -

WOOD LEG
FINISH -

VEL100 -HM

- AR** Aria
- CL** Candlelight
- CN** Chestnut
- CH** Chocolate
- DV** Dolce Vita
- GR** Grenada
- HM** Hard Rock Maple
- HA** Havana
- PA** Palomino
- PE** Pebble
- SA** Sand
- WC** White Chocolate

Verona

Lounge Seating Collection

Different fabrics may be specified on the seat and on the back. In this case, use the higher grade of the two. No additional upcharge applies. All prices are in US dollars (USD).

VEL100

DESCRIPTION –

Single Chair



DIMENSIONS –

Width 28
Depth 28
Height 36
Seat Width 20
Seat Depth 20
Seat Height 19
Arm Height 25
COM Yard Band 2.25
COM Yard Chair (with Band) 3.5
COM Yard Chair (w/out Band) 4.5
COM Yard Back/Arms (w/out Band) 4
COM Yard Seat (w/out Band) 0.75
Cubic Feet 18
Ship Weight 84

OPTIONS –

Moisture barrier	+170
Metal legs	N/A

MODEL NO.	COM/1	2	3	4	5	6	7	8
VEL100	2643	3101	3571	4039	4530	5025	5520	6014

VEL200

DESCRIPTION –

Two-seat



DIMENSIONS –

Width 58
Depth 28
Height 36
Seat Width 44
Seat Depth 20
Seat Height 19
Arm Height 25
COM Yard Band 3
COM Yard Chair (with Band) 6.5
COM Yard Chair (w/out Band) 7.5
COM Yard Back/Arms (w/out Band) 6
COM Yard Seat (w/out Band) 1.5
Cubic Feet 33
Ship Weight 114

OPTIONS –

Moisture barrier	+255
Metal legs	N/A

MODEL NO.	COM/1	2	3	4	5	6	7	8
VEL200	3809	4518	5237	5970	6716	7475	8233	8993

Verona

Verona

Lounge Seating Collection

Different fabrics may be specified on the seat and on the back. In this case, use the higher grade of the two. No additional upcharge applies. All prices are in US dollars (USD).

VEL300

DESCRIPTION –

Three-seat



DIMENSIONS –

Width	76
Depth	28
Height	36
Seat Width	68
Seat Depth	20
Seat Height	19
Arm Height	25
COM Yard Band	3.5
COM Yard Chair (with Band)	9.5
COM Yard Chair (w/out Band)	10.75
COM Yard Back/Arms (w/out Band)	10
COM Yard Seat (w/out Band)	2.2
Cubic Feet	49
Ship Weight	178

OPTIONS –

Moisture barrier	+340
Metal legs	N/A

MODEL NO.	COM/1	2	3	4	5	6	7	8
VEL300	5084	5921	6774	7640	8522	9421	10319	11217

Verona

Kalarne

Lounge Seating Collection

When ordering this product, specification codes must be added to unit Model Number, as shown below.

NOTE: Upholstery and/or additional options must be specified separately.



WOOD LEG
FINISH -

MODEL
NUMBER -

WOOD LEG
FINISH -

KAL121F -RC

- AR** Aria
- CL** Candlelight
- CN** Chestnut
- CH** Chocolate
- DV** Dolce Vita
- GR** Grenada
- HM** Hard Rock Maple
- HA** Havana
- PA** Palomino
- PE** Pebble
- SA** Sand
- WC** White Chocolate

Kalarne

Kalarne

Lounge Seating Collection

Different fabrics may be specified on the seat and on the back. In this case, use the higher grade of the two. No additional upcharge applies. All prices are in US dollars (USD).

KAL121F

DESCRIPTION –

Single Chair



DIMENSIONS –

Width 29
Depth 31.5
Height 34.5
Seat Width 20.5
Seat Depth 19
Seat Height 17.5
Arm Height 23.5
COM Yard Back 1.5
COM Yard Seat 1
COM Yard Arms 1.5
COM Yard Front Panel 0.5
Cubic Feet 19
Ship Weight 75

OPTIONS –

Moisture barrier	+170
Metal legs	N/A

MODEL NO.	COM/1	2	3	4	5	6	7	8
KAL121F	2432	2880	3325	3773	4218	4666	5112	5559

KAL150F

DESCRIPTION –

Two-seat



DIMENSIONS –

Width 50
Depth 32.5
Height 34.5
Seat Width 20.5
Seat Depth 19
Seat Height 17.5
Arm Height 23.5
COM Yard Back 3
COM Yard Seat 1.5
COM Yard Arms 1.5
COM Yard Front Panel 0.5
Cubic Feet 38
Ship Weight 115

OPTIONS –

Moisture barrier	+255
Metal legs	N/A

MODEL NO.	COM/1	2	3	4	5	6	7	8
KAL150F	3510	4131	4752	5372	5993	6613	7232	7854

Kalarne

Kalarne
Lounge Seating Collection

Different fabrics may be specified on the seat and on the back. In this case, use the higher grade of the two. No additional upcharge applies. All prices are in US dollars (USD).

KAL172F

DESCRIPTION –

Three-seat



DIMENSIONS –

Width 70
Depth 32.5
Height 34.5
Seat Width 20.5
Seat Depth 19
Seat Height 17.5
Arm Height 23.5
COM Yard Back 4
COM Yard Seat 3
COM Yard Arms 1.5
COM Yard Front Panel 0.5
Cubic Feet 52
Ship Weight 150

OPTIONS –

Moisture barrier	+340
Metal legs	N/A

MODEL NO.	COM/1	2	3	4	5	6	7	8
KAL172F	4705	5437	6168	6897	7627	8358	9089	9821

Kalarne

Charleston

Lounge Seating Collection

When ordering this product, specification codes must be added to unit Model Number, as shown below.

NOTE: Upholstery and/or additional options must be specified separately.



WOOD LEG
FINISH -

MODEL
NUMBER -

WOOD LEG
FINISH -

CHL120F -RC

- AR** Aria
- CL** Candlelight
- CN** Chestnut
- CH** Chocolate
- DV** Dolce Vita
- GR** Grenada
- HM** Hard Rock Maple
- HA** Havana
- PA** Palomino
- PE** Pebble
- SA** Sand
- WC** White Chocolate

Charleston

Charleston

Lounge Seating Collection

Different fabrics may be specified on the seat and on the back. In this case, use the higher grade of the two. No additional upcharge applies. All prices are in US dollars (USD).

CHL120F

DESCRIPTION –

Lounge Chair



DIMENSIONS –

Width 31	_____
Depth 28	_____
Height 31.5	_____
Seat Width 20	_____
Seat Depth 19.5	_____
Seat Height 18	_____
Arm Height 25.5	_____
COM Yard 5	_____
Cubic Feet 18	_____
Ship Weight 78	_____

OPTIONS –

Moisture barrier	+170
Metal legs	+295

MODEL NO.	COM/1	2	3	4	5	6	7	8
CHL120F	2268	2633	3000	3365	3731	4097	4463	4828

Charleston

Kite

Metal Seating Collection

When ordering this product, specification codes must be added to unit Model Number, as shown below.

NOTE: Upholstery and/or additional options must be specified separately.

Kite



METAL FRAME
FINISH –

MODEL
NUMBER –

METAL FRAME
FINISH –


KT400 –SS

- GM** Gunmetal
- MB** Metallic Beige
- SB** Smooth Black
- SS** Smooth Silver
- TB** Textured Black
- TN** Textured Nickel

Kite

Metal Seating Collection

Different fabrics may be specified on the seat and on the back. In this case, use the higher grade of the two. No additional upcharge applies. All prices are in US dollars (USD).



KT400

DESCRIPTION –

Metal Folding Chair

16" seat width



DIMENSIONS –

Width 19

Depth 22

Height 34

Seat Width 16

Seat Depth 16.5

Seat Height 18

COM Yard Back 0.5

COM Yard Seat 0.5

Cubic Feet 8

Ship Weight 19

OPTIONS –

Moisture barrier +35

Wall mount bracket (KICWB) +145



WALL MOUNT BRACKET
W 7.5 D 2.5 H 6

MODEL NO.	COM/1	2	3	4	5	6	7	8
KT400	817	864	910	957	1003	1049	1096	1142

KT500

DESCRIPTION –

Metal Folding Chair

18" seat width



DIMENSIONS –

Width 21

Depth 22

Height 34

Seat Width 18

Seat Depth 16.5

Seat Height 18

COM Yard Back 0.5

COM Yard Seat 0.5

Cubic Feet 9

Ship Weight 20

OPTIONS –

Moisture barrier +35

Wall mount bracket (KICWB) +145



WALL MOUNT BRACKET
W 7.5 D 2.5 H 6

MODEL NO.	COM/1	2	3	4	5	6	7	8
KT500	922	976	1029	1082	1136	1187	1243	1297

Verity

Recliner Collection

When ordering this product, specification codes must be added to unit Model Number, as shown below.

NOTE: Upholstery and/or additional options must be specified separately.

ARM CAP FINISH
(OPTIONAL) –



Verity

MODEL
NUMBER –

ARM CAP FINISH
(OPTIONAL) –

VER122F-CH

Wood	Polyurethane
AR Aria	PB Black
CL Candlelight	PG Grey
CN Chestnut	PT Taupe
CH Chocolate	
DV Dolce Vita	
GR Grenada	
HM Hard Rock Maple	
HA Havana	
PA Palomino	
PE Pebble	
SA Sand	
WC White Chocolate	

Verity

Recliner Collection

Different fabrics may be specified on the seat and on the back. In this case, use the higher grade of the two. No additional upcharge applies. All prices are in US dollars (USD).

VER122F

DESCRIPTION –

Recliner
With individual locking casters




DIMENSIONS –

Width	29
Depth	28
Reclined Depth	66
Height	43.75
Seat Width	22
Seat Height	18.5
Arm Height	26
COM Yard Back	2
COM Yard Seat	1.5
COM Yard Arms	3
Cubic Feet	24
Ship Weight	130

OPTIONS –

Moisture barrier	+280
Metal legs	+295
Wood legs	+195
Wood arm caps	+185
Polyurethane arm caps	+185
Corian® Solid Surface arm caps	+425
Side-mount tablet (360 swivel)	+550
Flip-up side tablet	+445

MODEL NO.	COM/1	2	3	4	5	6	7	8
VER122F	3834	4328	4803	5293	5799	6318	6844	7380




Oasis

Recliner Collection

When ordering this product, specification codes must be added to unit Model Number, as shown below.

NOTE: Upholstery and/or additional options must be specified separately.



ARM CAP FINISH
(OPTIONAL) -

MODEL
NUMBER -

ARM CAP FINISH
(OPTIONAL) -

SR900-23-CH

Wood	Polyurethane
AR Aria	PB Black
CL Candlelight	PG Grey
CN Chestnut	PT Taupe
CH Chocolate	
DV Dolce Vita	
GR Grenada	
HM Hard Rock Maple	
HA Havana	
PA Palomino	
PE Pebble	
SA Sand	
WC White Chocolate	

Oasis

Recliner Collection

Different fabrics may be specified on the seat and on the back. In this case, use the higher grade of the two. No additional upcharge applies. All prices are in US dollars (USD).

SR900-23

DESCRIPTION –

Recliner
23" seat width



DIMENSIONS –

Width 29
Depth 36-74
Height 48
Reclined Depth 75
Seat Width 23
Seat Depth 20
Seat Height 20.5
Arm Height 27.25
COM Yard Back 2
COM Yard Seat 1
COM Yard Arms 3
Cubic Feet 30
Ship Weight 142

OPTIONS –

Moisture barrier (seat only) +280
Slide-out foot tray +325
IV Pole and holder +390
Trendelenburg +275
Accessory hook +85
Central locking system +1050
Side-mount tablet (360 swivel) +550
Flip-up side tablet (right side) +445
Wood arm caps +215
Polyurethane arm caps +215
Corian® Solid Surface arm caps N/A




SIDE TABLE MOUNT



FLIP-UP SIDE TABLET

MODEL NO.	COM/1	2	3	4	5	6	7	8
SR900-23	5531	6198	6902	7650	8421	9260	10099	10938



Oasis

Recliner Collection

Different fabrics may be specified on the seat and on the back. In this case, use the higher grade of the two. No additional upcharge applies. All prices are in US dollars (USD).

SR900-26

DESCRIPTION –

Recliner
26" seat width



DIMENSIONS –

Width 32
Depth 36-75
Height 48
Reclined Depth 75
Seat Width 26
Seat Depth 20
Seat Height 20.5
Arm Height 27.25
COM Yard Back 2.5
COM Yard Seat 1.5
COM Yard Arms 3
Cubic Feet 33
Ship Weight 158

OPTIONS –

Moisture barrier (seat only) +280
Slide-out foot tray +325
IV Pole and holder +390
Trendelenburg +275
Accessory hook +85
Central locking system +1050
Side-mount tablet (360 swivel) +550
Flip-up side tablet (right side) +445
Wood arm caps +215
Polyurethane arm caps +215
Corian® Solid Surface arm caps N/A




SIDE TABLE
MOUNT



FLIP-UP
SIDE TABLET

MODEL NO.	COM/1	2	3	4	5	6	7	8
SR900-26	5787	6590	7438	8333	9280	10275	11270	12265



Carson

Recliner Collection

When ordering this product, specification codes must be added to unit Model Number, as shown below.

NOTE: Upholstery and/or additional options must be specified separately.



ARM CAP FINISH
(OPTIONAL) -

Carson

MODEL
NUMBER -

ARM CAP FINISH
(OPTIONAL) -

ARM CAP
FINISH -

CRR123F -CH

Wood	Polyurethane
------	--------------

AR Aria	PB Black
---------	----------

CL Candlelight	PG Grey
----------------	---------

CN Chestnut	PT Taupe
-------------	----------

CH Chocolate	
--------------	--

DV Dolce Vita	
---------------	--

GR Grenada	
------------	--

HM Hard Rock Maple	
--------------------	--

HA Havana	
-----------	--

PA Palomino	
-------------	--

PE Pebble	
-----------	--

SA Sand	
---------	--

WC White Chocolate	
--------------------	--

Carson

Recliner Collection

Different fabrics may be specified on the seat and on the back. In this case, use the higher grade of the two. No additional upcharge applies. All prices are in US dollars (USD).

CRR123F

DESCRIPTION –

Recliner
23" seat width



DIMENSIONS –

Width	29
Depth	36-75
Height	48
Reclined Depth	75
Seat Width	23
Seat Height	20.5
Arm Height	26
COM Yard Back	2
COM Yard Seat	1
COM Yard Arms	3
Cubic Feet	32
Ship Weight	142

OPTIONS –

Moisture barrier	+280
Slide-out foot tray	+265
IV Pole and holder	+350
Trendelenburg	+195
Accessory hook	+45
Central locking system	+985
Side-mount tablet (360 swivel)	+550
Flip-up side tablet (right facing only)	+445
Wood arm caps	+180
Polyurethane arm caps	+185
Corian® Solid Surface arm caps	+425



SIDE TABLE MOUNT

FLIP-UP SIDE TABLET

MODEL NO.	COM/1	2	3	4	5	6	7	8
CRR123F	5531	6198	6902	7650	8421	9260	10099	10938

Carson

Carson

Recliner Collection

Different fabrics may be specified on the seat and on the back. In this case, use the higher grade of the two. No additional upcharge applies. All prices are in US dollars (USD).

CRR126F

DESCRIPTION –

Recliner
26" seat width



DIMENSIONS –

Width	32
Depth	36-75
Height	48
Reclined Depth	75
Seat Width	26
Seat Height	20.5
Arm Height	26
COM Yard Back	2.5
COM Yard Seat	1.5
COM Yard Arms	3
Cubic Feet	35
Ship Weight	158

OPTIONS –

Moisture barrier	+280
Slide-out foot tray	+265
IV Pole and holder	+350
Trendelenburg	+195
Accessory hook	+45
Central locking system	+985
Side-mount tablet (360 swivel)	+550
Flip-up side tablet (right facing only)	+445
Wood arm caps	+180
Polyurethane arm caps	+185
Corian® Solid Surface arm caps	+425



SIDE TABLE MOUNT



FLIP-UP SIDE TABLET

MODEL NO.	COM/1	2	3	4	5	6	7	8
CRR126F	5787	6590	7438	8333	9280	10275	11270	12265

Carson

Carson

Recliner Collection

Different fabrics may be specified on the seat and on the back. In this case, use the higher grade of the two. No additional upcharge applies. All prices are in US dollars (USD).

CRR123FT

DESCRIPTION –

Recliner, patient transfer arm
23" seat width



DIMENSIONS –

Width 29–32

Depth 36–75

Height 48

Reclined Depth 75

Seat Width 23

Seat Height 20.5

Arm Height 26

COM Yard Back 2

COM Yard Seat 1

COM Yard Arms 3.5

Cubic Feet 32

Ship Weight 152

OPTIONS –

Moisture barrier +280

Slide-out foot tray +265

IV Pole and holder +350

Trendelenburg +195

Accessory hook +45

Central locking system +985

Wood arm caps +180

Polyurethane arm caps +185

Corian® Solid Surface arm caps +425

MODEL NO.	COM/1	2	3	4	5	6	7	8
CRR123FT	6455	7123	7825	8574	9346	10184	11023	11863

CRR126FT

DESCRIPTION –

Recliner, patient transfer arm
26" seat width



DIMENSIONS –

Width 32–35

Depth 36–75

Height 48

Reclined Depth 75

Seat Width 26

Seat Height 20.5

Arm Height 26

COM Yard Back 2.5

COM Yard Seat 1.5

COM Yard Arms 3.5

Cubic Feet 35

Ship Weight 168

OPTIONS –

Moisture barrier +280

Slide-out foot tray +265

IV Pole and holder +350

Trendelenburg +195

Accessory hook +45

Central locking system +985

Wood arm caps +180

Polyurethane arm caps +185

Corian® Solid Surface arm caps +425

MODEL NO.	COM/1	2	3	4	5	6	7	8
CRR126FT	6711	7514	8362	9257	10204	11199	12195	13189

Carson

Verity

Sleeper Collection

When ordering this product, specification codes must be added to unit Model Number, as shown below.

NOTE: Upholstery and/or additional options must be specified separately.

ARM CAP FINISH
(OPTIONAL) –



Verity

MODEL
NUMBER –

ARM CAP FINISH
(OPTIONAL) –

VES123F –CH

Wood	Polyurethane
AR Aria	PB Black
CL Candlelight	PG Grey
CN Chestnut	PT Taupe
CH Chocolate	
DV Dolce Vita	
GR Grenada	
HM Hard Rock Maple	
HA Havana	
PA Palomino	
PE Pebble	
SA Sand	
WC White Chocolate	

Verity

Sleeper Collection

Different fabrics may be specified on the seat and on the back. In this case, use the higher grade of the two. No additional upcharge applies. All prices are in US dollars (USD).

VES123F

DESCRIPTION –

Sleeper
23" seat width



DIMENSIONS –

Width 30
Depth 39
Height 39.5
Seat Width 23
Seat Depth 21
Lounge Seat Depth 47
Sleep Surface Depth 77
Seat Height 19
Arm Height 25.5
Overall Depth, Chair Position 39
Overall Depth, Lounge Position 66
Overall Depth, Sleep Position 86
Recliner Depth 66
Cubic Feet 30
Ship Weight 105

OPTIONS –

Moisture barrier	+280
Metal legs	+295
Wood legs	+195
Wood arm caps	+185
Polyurethane arm caps	+185
Corian® Solid Surface arm caps	+425

COM YARDAGES –

COM Yard Arms 3
COM Yard Back 3
COM Yard Seat 1.5
COM Yard Footrest 0.5
COM Yard Ottoman 1.5
COM Yard Overall 7.5

MODEL NO.	COM/1	2	3	4	5	6	7	8
VES123F	5122	5581	6041	6500	6960	7419	7879	8338

VES128F

DESCRIPTION –

Sleeper
28" seat width



DIMENSIONS –

Width 35
Depth 39
Height 39.5
Seat Width 28
Seat Depth 21
Lounge Seat Depth 47
Sleep Surface Depth 77
Seat Height 19
Arm Height 25.5
Overall Depth, Chair Position 39
Overall Depth, Lounge Position 66
Overall Depth, Sleep Position 86
Reclined Depth 66
Cubic Feet 33
Ship Weight 120


OPTIONS –

Moisture barrier	+280
Metal legs	+295
Wood legs	+195
Wood arm caps	+185
Polyurethane arm caps	+185
Corian® Solid Surface arm caps	+425

COM YARDAGES –

COM Yard Arms 3
COM Yard Back 3
COM Yard Seat 1.5
COM Yard Footrest 0.5
COM Yard Ottoman 1.5
COM Yard Overall 7.5

MODEL NO.	COM/1	2	3	4	5	6	7	8
VES128F	5456	5915	6376	6834	7294	7753	8213	8672



Podium

Sleep Sofa

When ordering this product, specification codes must be added to unit Model Number, as shown below.

NOTE: Upholstery and/or additional options must be specified separately.



Podium

MODEL
NUMBER –

METAL FRAME
FINISH –

ARM CAP/TABLE TOP
FINISHES –

PDS84-A72TR-SS -DV

GM Gunmetal	Corian® Solid Surface	Thermofoil
MB Metallic Beige	BI Bisque	AR Aria
SB Smooth Black	CA Canyon	CL Candlelight
SS Smooth Silver	CW Cameo White	CN Chestnut
TB Textured Black	DV Dove	CH Chocolate
TN Textured Nickel	GW Glacier White	DV Dolce Vita
	LI Linen	GR Grenada
	PG Pearl Gray	HM Hard Rock Maple
	SG Silver Gray	HA Havana
		PA Palomino
		PE Pebble
		SA Sand
		WC White Chocolate

Podium

Sleep Sofa

Different fabrics may be specified on the seat and on the back. In this case, use the higher grade of the two. No additional upcharge applies. All prices are in US dollars (USD).

PDS84-A72A

DESCRIPTION -

84" Sleep Sofa

Two arms

72" seat



DIMENSIONS -

Width 84

Depth 32

Height 34

Seat Width 72

Seat Depth 20

Seat Height 18

Sleep Surface Width 72

Sleep Surface Depth 27

Sleep Surface Height 21

Arm Height 26

Cubic Feet 53

Ship Weight 220

OPTIONS -

Solid Surface arm cap, *each* + 300

Thermofoil arm cap, *each* + 200

5 locking casters + 395

Power/USB A+C + 595

COM YARDAGES -

COM Yard Platform 1.5

COM Yard Arm 2.4

COM Yard Sleep Seat 2.25

COM Yard Sleep Back 2.15

COM Yard Outside Back 2.25

COM Yard Overall 10.55

MODEL NO.	COM/1	2	3	4	5	6	7	8
PDS84-A72A	6580	7108	7635	8163	8690	9218	9745	10273

PDS84-A72TR

DESCRIPTION -

84" Sleep Sofa

Single arm

72" seat

6" table (right facing)



DIMENSIONS -

Width 84

Depth 32

Height 34

Seat Width 72

Seat Depth 20

Seat Height 18

Sleep Surface Width 72

Sleep Surface Depth 27

Sleep Surface Height 21

Arm Height 26

Cubic Feet 53

Ship Weight 205

OPTIONS -

Solid Surface arm cap, *each* + 300

Thermofoil arm cap, *each* + 200

Power/USB A+C + 595

COM YARDAGES -

COM Yard Platform 1.5

COM Yard Arm 1.2

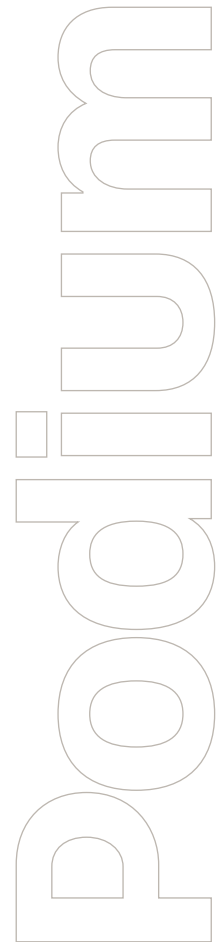
COM Yard Sleep Seat 2.25

COM Yard Sleep Back 2.15

COM Yard Outside Back 2.25

COM Yard Overall 9.35

MODEL NO.	COM/1	2	3	4	5	6	7	8
PDS84-A72TR-T	6500	6968	7435	7903	8370	8838	9305	9773
PDS84-A72TR-S	6965	7433	7900	8368	8835	9303	9770	10238



Podium

Sleep Sofa

Different fabrics may be specified on the seat and on the back. In this case, use the higher grade of the two. No additional upcharge applies. All prices are in US dollars (USD).

PDS84-A72TL

DESCRIPTION –

84" Sleep Sofa

Single arm

72" seat

6" table (left facing)



DIMENSIONS –

Width 84

Depth 32

Height 34

Seat Width 72

Seat Depth 20

Seat Height 18

Sleep Surface Width 72

Sleep Surface Depth 27

Sleep Surface Height 21

Arm Height 26

Cubic Feet 53

Ship Weight 205

OPTIONS –

Solid Surface arm cap, *each* + 300

Thermofoil arm cap, *each* + 200

Power/USB A+C + 595

COM YARDAGES –

COM Yard Platform 1.5

COM Yard Arm 1.2

COM Yard Sleep Seat 2.25

COM Yard Sleep Back 2.15

COM Yard Outside Back 2.25

COM Yard Overall 9.35

MODEL NO.	COM/1	2	3	4	5	6	7	8
PDS84-A72TL-T	6500	6968	7435	7903	8370	8838	9305	9773
PDS84-A72TL-S	6965	7433	7900	8368	8835	9303	9770	10238

PDS84-A24T24A

DESCRIPTION –

84" Sleep Sofa

Two arms

24" seat

24" center table



DIMENSIONS –

Width 84

Depth 32

Height 34

Seat Width 72

Seat Depth 20

Seat Height 18

Sleep Surface Width 72

Sleep Surface Depth 27

Sleep Surface Height 21

Arm Height 26

Cubic Feet 53

Ship Weight 260

OPTIONS –

Solid Surface arm cap, *each* + 300

Thermofoil arm cap, *each* + 200

5 locking casters + 395

Power/USB A+C + 595

COM YARDAGES –

COM Yard Platform 1.5

COM Yard Arm 2.4

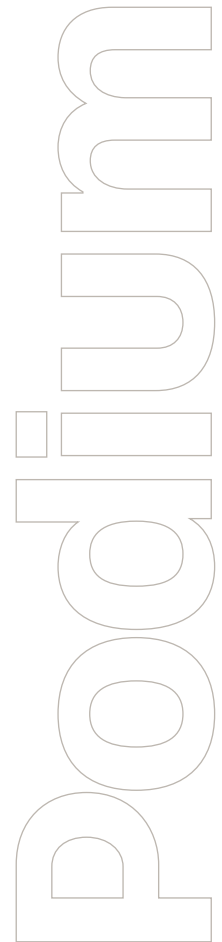
COM Yard Sleep Seat 2.25

COM Yard Sleep Back 2.15

COM Yard Outside Back 2.25

COM Yard Overall 10.55

MODEL NO.	COM/1	2	3	4	5	6	7	8
PDS84-A24T24A-T	8824	9351	9879	10406	10934	11461	11989	12516
PDS84-A24T24A-S	11069	11596	12124	12651	13179	13706	14234	14761



Podium

Sleep Sofa

Different fabrics may be specified on the seat and on the back. In this case, use the higher grade of the two. No additional upcharge applies. All prices are in US dollars (USD).

PDS90-A78A

DESCRIPTION –

90" Sleep Sofa

Two arms

78" seat



DIMENSIONS –

Width 90

Depth 32

Height 34

Seat Width 78

Seat Depth 20

Seat Height 18

Sleep Surface Width 78

Sleep Surface Depth 27

Sleep Surface Height 21

Arm Height 26

Cubic Feet 57

Ship Weight 232

OPTIONS –

Solid Surface arm cap, *each* + 300

Thermofoil arm cap, *each* + 200

5 locking casters + 395

Power/USB A+C + 595

COM YARDAGES –

COM Yard Platform 1.5

COM Yard Arm 2.4

COM Yard Sleep Seat 2.45

COM Yard Sleep Back 2.3

COM Yard Outside Back 2.45

COM Yard Overall 11.1

MODEL NO.	COM/1	2	3	4	5	6	7	8
PDS90-A78A	6813	7367	7922	8478	9034	9588	10142	10698

PDS90-A78TR

DESCRIPTION –

90" Sleep Sofa

Single arm

78" seat

6" table (right facing)



DIMENSIONS –

Width 90

Depth 32

Height 34

Seat Width 78

Seat Depth 20

Seat Height 18

Sleep Surface Width 78

Sleep Surface Depth 27

Sleep Surface Height 21

Arm Height 26

Cubic Feet 57

Ship Weight 218

OPTIONS –

Solid Surface arm cap, *each* + 300

Thermofoil arm cap, *each* + 200

Power/USB A+C + 595

COM YARDAGES –

COM Yard Platform 1.5

COM Yard Arm 1.2

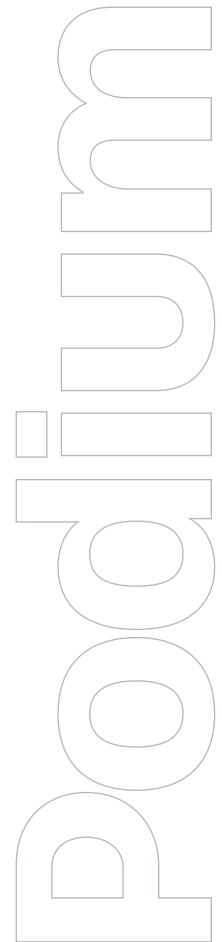
COM Yard Sleep Seat 2.45

COM Yard Sleep Back 2.3

COM Yard Outside Back 2.45

COM Yard Overall 9.9

MODEL NO.	COM/1	2	3	4	5	6	7	8
PDS90-A78TR-T	6801	7296	7790	8287	8781	9275	9771	10266
PDS90-A78TR-S	7269	7760	8255	8754	9245	9740	10233	10731



Podium

Sleep Sofa

Different fabrics may be specified on the seat and on the back. In this case, use the higher grade of the two. No additional upcharge applies. All prices are in US dollars (USD).

PDS90-A78TL

DESCRIPTION –

90" Sleep Sofa

Single arm

78" seat

6" table (left facing)



DIMENSIONS –

Width 90

Depth 32

Height 34

Seat Width 78

Seat Depth 20

Seat Height 18

Sleep Surface Width 78

Sleep Surface Depth 27

Sleep Surface Height 21

Arm Height 26

Cubic Feet 57

Ship Weight 218

OPTIONS –

Solid Surface arm cap, *each* + 300

Thermofoil arm cap, *each* + 200

Power/USB A+C + 595

COM YARDAGES –

COM Yard Platform 1.5

COM Yard Arm 1.2

COM Yard Sleep Seat 2.45

COM Yard Sleep Back 2.3

COM Yard Outside Back 2.45

COM Yard Overall 9.9

MODEL NO.	COM/1	2	3	4	5	6	7	8
PDS90-A78TL-T	6801	7296	7790	8287	8781	9275	9771	10266
PDS90-A78TL-S	7269	7760	8255	8754	9245	9740	10233	10731

PDS90-A72TR

DESCRIPTION –

90" Sleep Sofa

Single arm

78" seat

6" table (right facing)



DIMENSIONS –

Width 90

Depth 32

Height 34

Seat Width 72

Seat Depth 20

Seat Height 18

Sleep Surface Width 72

Sleep Surface Depth 27

Sleep Surface Height 21

Arm Height 26

Cubic Feet 57

Ship Weight 216

OPTIONS –

Solid Surface arm cap, *each* + 300

Thermofoil arm cap, *each* + 200

Power/USB A+C + 595

COM YARDAGES –

COM Yard Platform 1.5

COM Yard Arm 1.2

COM Yard Sleep Seat 2.25

COM Yard Sleep Back 2.15

COM Yard Outside Back 2.25

COM Yard Overall 9.35

MODEL NO.	COM/1	2	3	4	5	6	7	8
PDS90-A72TR-T	6599	7066	7534	8001	8469	8936	9404	9871
PDS90-A72TR-S	7691	8159	8626	9094	9561	10029	10496	10964

ur
p
o
o
a

Podium

Sleep Sofa

Different fabrics may be specified on the seat and on the back. In this case, use the higher grade of the two. No additional upcharge applies. All prices are in US dollars (USD).

PDS90-A72TL

DESCRIPTION –

90" Sleep Sofa

Single arm

78" seat

6" table (left facing)



DIMENSIONS –

Width 90

Depth 32

Height 34

Seat Width 72

Seat Depth 20

Seat Height 18

Sleep Surface Width 72

Sleep Surface Depth 27

Sleep Surface Height 21

Arm Height 26

Cubic Feet 57

Ship Weight 216

OPTIONS –

Solid Surface arm cap, *each* + 300

Thermofoil arm cap, *each* + 200

Power/USB A+C + 595

COM YARDAGES –

COM Yard Platform 1.5

COM Yard Arm 1.2

COM Yard Sleep Seat 2.25

COM Yard Sleep Back 2.15

COM Yard Outside Back 2.25

COM Yard Overall 9.35

MODEL NO.	COM/1	2	3	4	5	6	7	8
PDS90-A72TL-T	6599	7066	7534	8001	8469	8936	9404	9871
PDS90-A72TL-S	7691	8159	8626	9094	9561	10029	10496	10964

PDS90-A24T24A

DESCRIPTION –

90" Sleep Sofa

Two arms

Two 24" seats

30" center table



DIMENSIONS –

Width 90

Depth 32

Height 34

Seat Width 24/24

Seat Depth 20

Seat Height 18

Sleep Surface Width 78

Sleep Surface Depth 27

Sleep Surface Height 21

Arm Height 26

Cubic Feet 57

Ship Weight 280

OPTIONS –

Solid Surface arm cap, *each* + 300

Thermofoil arm cap, *each* + 200

5 locking casters + 395

Power/USB A+C + 595

COM YARDAGES –

COM Yard Platform 1.5

COM Yard Arm 2.4

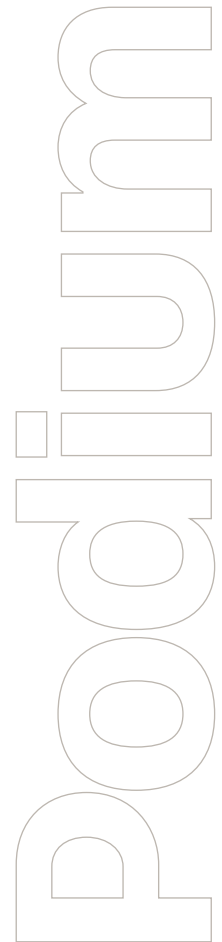
COM Yard Sleep Seat 2.45

COM Yard Sleep Back 2.3

COM Yard Outside Back 2.45

COM Yard Overall 11.1

MODEL NO.	COM/1	2	3	4	5	6	7	8
PDS90-A24T24A-T	9498	10053	10607	11162	11718	12273	12827	13382
PDS90-A24T24A-S	12118	12673	13227	13782	14338	14892	15447	16003



Podium

Sleep Sofa

Different fabrics may be specified on the seat and on the back. In this case, use the higher grade of the two. No additional upcharge applies. All prices are in US dollars (USD).

PDS96-A84A

DESCRIPTION -

96" Sleep Sofa

Two arms

84" seat



DIMENSIONS -

Width 96

Depth 32

Height 34

Seat Width 84

Seat Depth 20

Seat Height 18

Sleep Surface Width 84

Sleep Surface Depth 27

Sleep Surface Height 21

Arm Height 26

Cubic Feet 61

Ship Weight 246

OPTIONS -

Solid Surface arm cap, *each* + 300

Thermofoil arm cap, *each* + 200

5 locking casters + 395

Power/USB A+C + 595

COM YARDAGES -

COM Yard Platform 1.5

COM Yard Arm 2.4

COM Yard Sleep Seat 2.6

COM Yard Sleep Back 2.5

COM Yard Outside Back 2.6

COM Yard Overall 11.6

MODEL NO.	COM/1	2	3	4	5	6	7	8
PDS96-A84A	7110	7690	8270	8850	9430	10010	10590	11170

PDS96-A84TR

DESCRIPTION -

96" Sleep Sofa

Single arm

84" seat

6" table (right facing)



DIMENSIONS -

Width 96

Depth 32

Height 34

Seat Width 84

Seat Depth 20

Seat Height 18

Sleep Surface Width 84

Sleep Surface Depth 27

Sleep Surface Height 21

Arm Height 26

Cubic Feet 61

Ship Weight 233

OPTIONS -

Solid Surface arm cap, *each* + 300

Thermofoil arm cap, *each* + 200

Power/USB A+C + 595

COM YARDAGES -

COM Yard Platform 1.5

COM Yard Arm 1.2

COM Yard Sleep Seat 2.6

COM Yard Sleep Back 2.5

COM Yard Outside Back 2.6

COM Yard Overall 10.4

MODEL NO.	COM/1	2	3	4	5	6	7	8
PDS96-A84TR-T	7099	7618	8140	8657	9179	9694	10223	10739
PDS96-A84TR-S	7563	8082	8604	9127	9643	10160	10685	11203

ur
p
o
o
a

Podium

Sleep Sofa

Different fabrics may be specified on the seat and on the back. In this case, use the higher grade of the two. No additional upcharge applies. All prices are in US dollars (USD).

PDS96-A84TL

DESCRIPTION –

96" Sleep Sofa

Single arm

84" seat

6" table (left facing)



DIMENSIONS –

Width 96

Depth 32

Height 34

Seat Width 84

Seat Depth 20

Seat Height 18

Sleep Surface Width 84

Sleep Surface Depth 27

Sleep Surface Height 21

Arm Height 26

Cubic Feet 61

Ship Weight 233

OPTIONS –

Solid Surface arm cap, *each* + 300

Thermofoil arm cap, *each* + 200

Power/USB A+C + 595

COM YARDAGES –

COM Yard Platform 1.5

COM Yard Arm 1.2

COM Yard Sleep Seat 2.6

COM Yard Sleep Back 2.5

COM Yard Outside Back 2.6

COM Yard Overall 10.4

MODEL NO.	COM/1	2	3	4	5	6	7	8
PDS96-A84TL-T	7099	7618	8140	8657	9179	9694	10223	10739
PDS96-A84TL-S	7563	8082	8604	9127	9643	10160	10685	11203

PDS96-A78TR

DESCRIPTION –

96" Sleep Sofa

Single arm

78" seat

12" table (right facing)



DIMENSIONS –

Width 96

Depth 32

Height 34

Seat Width 78

Seat Depth 20

Seat Height 18

Sleep Surface Width 78

Sleep Surface Depth 27

Sleep Surface Height 21

Arm Height 26

Cubic Feet 61

Ship Weight 231

OPTIONS –

Solid Surface arm cap, *each* + 300

Thermofoil arm cap, *each* + 200

Power/USB A+C + 595

COM YARDAGES –

COM Yard Platform 1.5

COM Yard Arm 1.2

COM Yard Sleep Seat 2.45

COM Yard Sleep Back 2.3

COM Yard Outside Back 2.45

COM Yard Overall 9.9

MODEL NO.	COM/1	2	3	4	5	6	7	8
PDS96-A78TR-T	6899	7394	7888	8384	8880	9372	9869	10364
PDS96-A78TR-S	7991	8486	8982	9475	9971	10467	10961	11456

ur
p
o
o
a

Podium

Sleep Sofa

Different fabrics may be specified on the seat and on the back. In this case, use the higher grade of the two. No additional upcharge applies. All prices are in US dollars (USD).

PDS96-A78TL

DESCRIPTION –

96" Sleep Sofa

Single arm

78" seat

12" table (left facing)



DIMENSIONS –

Width 96

Depth 32

Height 34

Seat Width 78

Seat Depth 20

Seat Height 18

Sleep Surface Width 78

Sleep Surface Depth 27

Sleep Surface Height 21

Arm Height 26

Cubic Feet 61

Ship Weight 231

OPTIONS –

Solid Surface arm cap, *each* + 300

Thermofoil arm cap, *each* + 200

Power/USB A+C + 595

COM YARDAGES –

COM Yard Platform 1.5

COM Yard Arm 1.2

COM Yard Sleep Seat 2.45

COM Yard Sleep Back 2.3

COM Yard Outside Back 2.45

COM Yard Overall 9.9

MODEL NO.	COM/1	2	3	4	5	6	7	8
PDS96-A78TL-T	6899	7394	7888	8384	8880	9372	9869	10364
PDS96-A78TL-S	7991	8486	8982	9475	9971	10467	10961	11456

PDS96-A72TR

DESCRIPTION –

96" Sleep Sofa

Single arm

72" seat

18" table (right facing)



DIMENSIONS –

Width 96

Depth 32

Height 34

Seat Width 72

Seat Depth 20

Seat Height 18

Sleep Surface Width 72

Sleep Surface Depth 27

Sleep Surface Height 21

Arm Height 26

Cubic Feet 61

Ship Weight 230

OPTIONS –

Solid Surface arm cap, *each* + 300

Thermofoil arm cap, *each* + 200

Power/USB A+C + 595

COM YARDAGES –

COM Yard Platform 1.5

COM Yard Arm 1.2

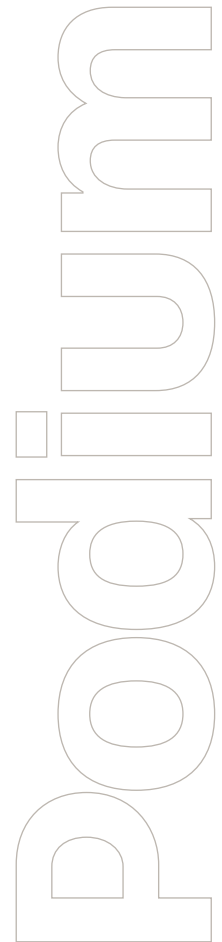
COM Yard Sleep Seat 2.25

COM Yard Sleep Back 2.15

COM Yard Outside Back 2.25

COM Yard Overall 9.35

MODEL NO.	COM/1	2	3	4	5	6	7	8
PDS96-A72TR-T	6673	7140	7608	8075	8543	9010	9478	9945
PDS96-A72TR-S	8313	8780	9248	9715	10183	10650	11118	11585



Podium

Sleep Sofa

Different fabrics may be specified on the seat and on the back. In this case, use the higher grade of the two. No additional upcharge applies. All prices are in US dollars (USD).

PDS96-A72TL

DESCRIPTION –

- 96" Sleep Sofa
- Single arm
- 72" seat
- 18" table (left facing)



DIMENSIONS –

- Width 96
- Depth 32
- Height 34
- Seat Width 72
- Seat Depth 20
- Seat Height 18
- Sleep Surface Width 72
- Sleep Surface Depth 27
- Sleep Surface Height 21
- Arm Height 26
- Cubic Feet 61
- Ship Weight 230

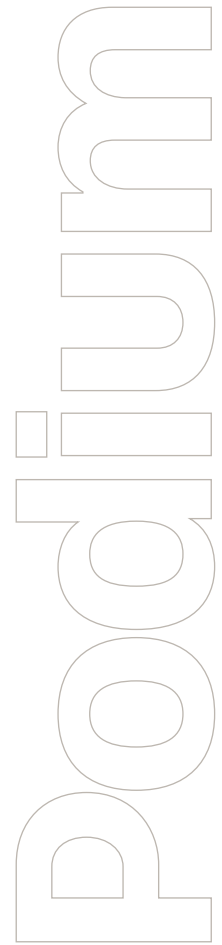
OPTIONS –

- Solid Surface arm cap, *each* + 300
- Thermofoil arm cap, *each* + 200
- Power/USB A+C + 595

COM YARDAGES –

- COM Yard Platform 1.5
- COM Yard Arm 1.2
- COM Yard Sleep Seat 2.25
- COM Yard Sleep Back 2.15
- COM Yard Outside Back 2.25
- COM Yard Overall 9.35

MODEL NO.	COM/1	2	3	4	5	6	7	8
PDS96-A72TL-T	6673	7140	7608	8075	8543	9010	9478	9945
PDS96-A72TL-S	8313	8780	9248	9715	10183	10650	11118	11585



Carson

Sleeper Collection

When ordering this product, specification codes must be added to unit Model Number, as shown below.

NOTE: Upholstery and/or additional options must be specified separately.



WOOD LEG
FINISH -

Carson

MODEL
NUMBER -

WOOD LEG
FINISH -

CRS176F -MA

- AR** Aria
- CL** Candlelight
- CN** Chestnut
- CH** Chocolate
- DV** Dolce Vita
- GR** Grenada
- HM** Hard Rock Maple
- HA** Havana
- PA** Palomino
- PE** Pebble
- SA** Sand
- WC** White Chocolate

Carson

Sleeper Collection

Different fabrics may be specified on the seat and on the back. In this case, use the higher grade of the two. No additional upcharge applies. All prices are in US dollars (USD).

CRS176F

DESCRIPTION –

Sleeper



DIMENSIONS –

Width	83
Depth	26.5–44.5
Height	33
Seat Width	76
Seat Depth	18
Seat Height	18.5
Sleep Surface Width	35
Sleep Surface Length	76
Arm Height	26.5
COM Yard Seat / Back	10
COM Yard Arms	3.5
Cubic Feet	45
Ship Weight	250

OPTIONS –

Moisture barrier	+375
4 locking casters	+0
Metal legs	+295
Wood arm caps	+180
Polyurethane arm caps	+185
Corian® Solid Surface arm caps	+475

MODEL NO.	COM/1	2	3	4	5	6	7	8
CRS176F	7250	7925	8600	9275	9950	10625	11300	11975

Carson

Strada

Sleeper Collection

When ordering this product, specification codes must be added to unit Model Number, as shown below.

NOTE: Upholstery and/or additional options must be specified separately.



METAL LEG
FINISH -

strada

MODEL
NUMBER -

METAL LEG
FINISH -

STS176-SS

- GM** Gunmetal
- MB** Metallic Beige
- SB** Smooth Black
- SS** Smooth Silver
- TB** Textured Black
- TN** Textured Nickel

Strada

Sleeper Collection

Different fabrics may be specified on the seat and on the back. In this case, use the higher grade of the two. No additional upcharge applies. All prices are in US dollars (USD).

STS176

DESCRIPTION –

Sleeper



DIMENSIONS –

Width	80
Depth	32
Height	31.5
Seat Width	76
Seat Depth	20
Seat Height	18
Sleep Surface Width	27
Sleep Surface Length	76
Arm Height	24
COM Yard Seat	5.5
COM Yard Arms	2.5
COM Yard Back Cushion	3
COM Yard Back Panel	3
COM Yard Overall	11
Cubic Feet	48
Ship Weight	190

OPTIONS –

Moisture barrier	+375
4 locking casters	+295
Upholstered arm caps	+0
Corian® Solid Surface arm caps	+225
Power/USB A+C left facing	+395
Power/USB A+C right facing	+395
Power/USB A+C right & left	+790



MODEL NO.	COM/1	2	3	4	5	6	7	8
STS176	6298	6848	7398	7948	8498	9048	9598	10148

STANCE
HEALTHCARE

Rochester

Sleep Sofa

When ordering this product, specification codes must be added to unit Model Number, as shown below.

NOTE: Upholstery and/or additional options must be specified separately.



Rochester

MODEL NUMBER -

METAL LEG FINISH -

ARM CAP FINISHES -

ROS177F -SS -DC

GM Gunmetal	Corian® Solid Surface
MB Metallic Beige	BI Bisque
SB Smooth Black	CA Canyon
SS Smooth Silver	CW Cameo White
TB Textured Black	DV Dove
TN Textured Nickel	GW Glacier White
	LI Linen
	PG Pearl Gray
	SG Silver Gray

Rochester

Sleep Sofa

Different fabrics may be specified on the seat and on the back. In this case, use the higher grade of the two. No additional upcharge applies. All prices are in US dollars (USD).

ROS177F

DESCRIPTION –

Sleep Sofa



DIMENSIONS –

Width	82
Depth	35
Height	34.5
Seat Width	77
Seat Depth	21.5
Seat Height	18
Arm Height	24.75
COM Yard Overall	10
COM Yard Seat	2.75
COM Yard Back	2.75
COM Yard Arm Surround	5
Cubic Feet	62

OPTIONS –

Moisture barrier	375
Front locking, rear-swivel dual-wheel casters	295
Solid Surface surround arm caps	695
Power/USB A+C	+ 595



MODEL NO.	COM/1	2	3	4	5	6	7	8
ROS177F	6985	7513	8041	8569	9097	9625	10153	10681

Rochester

Ventura

Casework Collection

When ordering this product, specification codes must be added to unit Model Number, as shown below.



Ventura

MODEL
NUMBER –

FINISH
MODEL NO. –

SVC SER-C-L-HM

- AR Aria
- CL Candlelight
- CN Chestnut
- CH Chocolate
- DV Dolce Vita
- GR Grenada
- HM Hard Rock Maple
- HA Havana
- PA Palomino
- PE Pebble
- SA Sand
- WC White Chocolate

Ventura

Casework Collection

SVCSE-A-L

DESCRIPTION –

Small Exam Room A

Left facing



DIMENSIONS –

Width 46

Depth 20

Height 30

Cubic Feet 18

MODEL NO.

PRICE

SVCSE-A-L Small Exam Room A, left

USD \$ 6593

Included Features/Options: plumbing access panel

A single-lever faucet and drain are included.
Contact customer service for alternate options.

SVCSE-A-R

DESCRIPTION –

Small Exam Room A

Right facing



DIMENSIONS –

Width 46

Depth 20

Height 30

Cubic Feet 18

MODEL NO.

PRICE

SVCSE-A-R Small Exam Room A, right

USD \$ 6593

Included Features/Options: plumbing access panel

A single-lever faucet and drain are included.
Contact customer service for alternate options.

Ventura

Ventura

Casework Collection

SVCSEB-L

DESCRIPTION –

Small Exam Room B

Left facing



DIMENSIONS –

Width 49

Depth 20

Height 81

Cubic Feet 24

MODEL NO.

PRICE

SVCSEB-L Small Exam Room B, left

USD \$ 9801

Included Features/Options: plumbing access panel, glove box with solid surface faceplate

A single-lever faucet and drain are included.
Contact customer service for alternate options.

SVCSEB-R

DESCRIPTION –

Small Exam Room B

Right facing



DIMENSIONS –

Width 49

Depth 20

Height 81

Cubic Feet 24

MODEL NO.

PRICE

SVCSEB-R Small Exam Room B, right

USD \$ 9801

Included Features/Options: plumbing access panel, glove box with solid surface faceplate

A single-lever faucet and drain are included.
Contact customer service for alternate options.

Ventura

Ventura

Casework Collection

SVCSE-C-L

DESCRIPTION –

Small Exam Room C

Left facing



DIMENSIONS –

Width 48.5

Depth 20

Height 81

Cubic Feet 30

MODEL NO.

PRICE

SVCSE-C-L Small Exam Room C, left

USD \$ 10066

Included Features/Options: plumbing access panel, glove box with solid surface faceplate, side splash

A single-lever faucet and drain are included.
Contact customer service for alternate options.

SVCSE-C-R

DESCRIPTION –

Small Exam Room C

Right facing



DIMENSIONS –

Width 48.5

Depth 20

Height 81

Cubic Feet 30

MODEL NO.

PRICE

SVCSE-C-R Small Exam Room C, right

USD \$ 10066

Included Features/Options: plumbing access panel, glove box with solid surface faceplate, side splash

A single-lever faucet and drain are included.
Contact customer service for alternate options.

Ventura

Ventura

Casework Collection

SVCMER-L

DESCRIPTION –

Medium Exam Room

Left facing



DIMENSIONS –

Width 66.5

Depth 20

Height 81

Cubic Feet 41

MODEL NO.

PRICE

SVCMER-L	Medium Exam Room, left	USD \$	15857
-----------------	------------------------	--------	-------

Included Features/Options: plumbing access panel, glove box with solid surface faceplate, integrated trash pull out, side splash

A single-lever faucet and drain are included.
Contact customer service for alternate options.

SVCMER-R

DESCRIPTION –

Medium Exam Room

Right facing



DIMENSIONS –

Width 66.5

Depth 20

Height 81

Cubic Feet 41

MODEL NO.

PRICE

SVCMER-R	Medium Exam Room, right	USD \$	15857
-----------------	-------------------------	--------	-------

Included Features/Options: plumbing access panel, glove box with solid surface faceplate, integrated trash pull out, side splash

A single-lever faucet and drain are included.
Contact customer service for alternate options.

Ventura

Ventura

Casework Collection

SVCLER-L

DESCRIPTION –

Large Exam Room

Left facing



DIMENSIONS –

Width 73

Depth 20

Height 81

Cubic Feet 46

MODEL NO.

PRICE

SVCLER-L	Large Exam Room, left	USD \$	16189
-----------------	-----------------------	--------	-------

Included Features/Options: plumbing access panel, glove box with solid surface faceplate, integrated trash pull out

A single-lever faucet and drain are included.
Contact customer service for alternate options.

SVCLER-R

DESCRIPTION –

Large Exam Room

Right facing



DIMENSIONS –

Width 73

Depth 20

Height 81

Cubic Feet 46

MODEL NO.

PRICE

SVCLER-R	Large Exam Room, right	USD \$	16189
-----------------	------------------------	--------	-------

Included Features/Options: plumbing access panel, glove box with solid surface faceplate, integrated trash pull out

A single-lever faucet and drain are included.
Contact customer service for alternate options.

Ventura

SVCPR-L

DESCRIPTION –

Procedure Room
Left facing

DIMENSIONS –

Width 91
Depth 20
Height 81
Cubic Feet 57



MODEL NO.

PRICE

SVCPR-L	Procedure Room, left	USD \$	18635
----------------	----------------------	--------	-------

Included Features/Options: plumbing access panel, glove box with solid surface faceplate, integrated trash pull out

A single-lever faucet and drain are included.
Contact customer service for alternate options.

SVCPR-R

DESCRIPTION –

Procedure Room
Right facing

DIMENSIONS –

Width 91
Depth 20
Height 81
Cubic Feet 57



MODEL NO.

PRICE

SVCPR-R	Procedure Room, right	USD \$	18635
----------------	-----------------------	--------	-------

Included Features/Options: plumbing access panel, glove box with solid surface faceplate, integrated trash pull out

A single-lever faucet and drain are included.
Contact customer service for alternate options.

Ventura
Casework Collection

SVCDD-L

DESCRIPTION –

Doctor's Dictation
Left facing

DIMENSIONS –

Width 91
Depth 20
Height 75
Cubic Feet 32



MODEL NO.

PRICE

SVCDD-L	Doctor's Dictation, left	USD \$	13165
----------------	--------------------------	--------	-------

Included Features/Options: glove box with solid surface faceplate, integrated trash pull out

SVCDD-R

DESCRIPTION –

Doctor's Dictation
Right facing

DIMENSIONS –

Width 91
Depth 20
Height 75
Cubic Feet 32



MODEL NO.

PRICE

SVCDD-R	Doctor's Dictation, right	USD \$	13165
----------------	---------------------------	--------	-------

Included Features/Options: glove box with solid surface faceplate, integrated trash pull out

Ventura

Ventura

Casework Collection

SVCWA

DESCRIPTION –

Work Area

DIMENSIONS –

Width 151
Depth 20
Height 75
Cubic Feet 71



MODEL NO.

PRICE

SVCWA	Work Area	USD \$	22254
--------------	-----------	--------	-------

Included Features/Options: glove box with solid surface faceplate, integrated trash pull out

Ventura

Kindred

Casegoods Collection

When ordering this product, specification codes must be added to unit Model Number, as shown below.

NOTE: Upholstery and/or additional options must be specified separately.



Kindred

MODEL NUMBER - FINISH MODEL NO. - TOP STYLE - FACE STYLE - KICK STYLE - PULL STYLE -

SK120-HM -TSS -FE -PB -HTP

AR Aria	Standard	FA Ainslie	KB Birmingham	Standard
CL Candlelight	TB Belmont	FC Champlain	KM Montgomery	HSC Brushed Stainless
CN Chestnut	TR Richmond	FE Elgin	KP Providence	HEP Euro Pull
CH Chocolate	TS Santa Fe	FM Montrose	KS Solid Kick	Premium
DV Dolce Vita	Premium			HCP Contemporary Pull
GR Grenada	TSS Solid Surface			HTP Transitional Pull
HM Hard Rock Maple	TSP Spill Top			
HA Havana				
PA Palomino				
PE Pebble				
SA Sand				
WC White Chocolate				

Kindred

Casegoods Collection

Kindred

STANDARD TOP STYLES –



Belmont

Santa Fe

Richmond

Spill Top

Solid Surface

PREMIUM TOP STYLES –

FACE STYLES –




Elgin

Ainslie

Champlain

Montrose

STANDARD KICK STYLES –




Montgomery

Birmingham

Providence

Solid Kick


STANDARD PULL OPTIONS –



Curved Pull
Brushed
Stainless

Euro Pull
Brushed
Stainless

PREMIUM PULL OPTIONS –



Transitional
Pull Chrome

Contemporary
Pull Brushed
Stainless

BESIDE TABLE OPTIONS –



Concealed
self-locking
caster system



Plastic drawer
liner



Top drawer
lock



Gallery rails
(set of 3)



Various caster
options



Corian® Solid
Surface top

Kindred

Casegoods Collection

Standard sizes shown. Custom sizes and configurations available upon request. Call for pricing.

SK100-24

DESCRIPTION –

Bedside Table



DIMENSIONS –

Width 20	
Depth 19	
Height 24	
Cubic Feet 10	
Ship Weight 60	

OPTIONS –

Thermoformed top with spill edge	+98
Corian® Solid Surface top	+995
Transitional pull	+18
Contemporary pull	+35
Concealed self-locking caster system	+495
Concealed non-locking casters (4)	+80
Concealed non-locking casters (rear)	+40
Exposed casters (4) front locking	+270
Plastic drawer liner (per drawer)	+95
Top drawer lock	+55
Gallery rails (set of 3)	+298

MODEL NO.

PRICE

SK100-24	24" overall height, 1 drawer	USD \$	979
-----------------	------------------------------	--------	-----

SK100-30

DESCRIPTION –

Bedside Table



DIMENSIONS –

Width 20	
Depth 19	
Height 30	
Cubic Feet 10	
Ship Weight 76	

OPTIONS –

Thermoformed top with spill edge	+98
Corian® Solid Surface top	+995
Transitional pull	+18
Contemporary pull	+35
Concealed self-locking caster system	+495
Concealed non-locking casters (4)	+80
Concealed non-locking casters (rear)	+40
Exposed casters (4) front locking	+270
Plastic drawer liner (per drawer)	+95
Top drawer lock	+55
Gallery rails (set of 3)	+298

MODEL NO.

PRICE

SK100-30	30" overall height, 1 drawer, 2 open fixed shelves	USD \$	1013
-----------------	--	--------	------

Kindred

Kindred

Casegoods Collection

Standard sizes shown. Custom sizes and configurations available upon request. Call for pricing.

SK110-L / SK110-R

DESCRIPTION –

Bedside Table, left-hinged

Bedside Table, right-hinged



DIMENSIONS –

Width 20

Depth 19

Height 29.5

Cubic Feet 10

Ship Weight 83

OPTIONS –

Thermoformed top with spill edge +98

Corian® Solid Surface top +995

Transitional pull (per drawer/door) +18

Contemporary pull (per drawer/door) +35

Concealed self-locking caster system +495

Concealed non-locking casters (4) +80

Concealed non-locking casters (rear) +40

Exposed casters (4) front locking +270

Plastic drawer liner (per drawer) +95

Top drawer lock +55

Gallery rails (set of 3) +298

MODEL NO.

PRICE

SK110-L	1 door left-hinged, 1 drawer	USD \$	1151
SK110-R	1 door right-hinged, 1 drawer (shown)	USD \$	1151

Kindred

Kindred

Casegoods Collection

Standard sizes shown. Custom sizes and configurations available upon request. Call for pricing.

SK120

DESCRIPTION –

3-drawer Bedside Table



DIMENSIONS –

Width 20
Depth 19
Height 29.5
Cubic Feet 10
Ship Weight 95

OPTIONS –

Thermoformed top with spill edge	+98
Corian® Solid Surface top	+995
Transitional pull (per drawer)	+18
Contemporary pull (per drawer)	+35
Concealed self-locking caster system	+495
Concealed non-locking casters (4)	+80
Concealed non-locking casters (rear)	+40
Exposed casters (4) front locking	+270
Plastic drawer liner (per drawer)	+95
Top drawer lock	+55
Gallery rails (set of 3)	+298

MODEL NO.

PRICE

SK120	3-drawers	USD \$	1330
--------------	-----------	--------	------

SK200

DESCRIPTION –

3-drawer Dresser



DIMENSIONS –

Width 32
Depth 19
Height 29.5
Cubic Feet 15
Ship Weight 143

OPTIONS –

Thermoformed top with spill edge	+98
Transitional pull (per drawer)	+18
Contemporary pull (per drawer)	+35
Top drawer lock	+55

MODEL NO.

PRICE

SK200	3-drawers	USD \$	1573
--------------	-----------	--------	------

Kindred

Kindred

Casegoods Collection

Standard sizes shown. Custom sizes and configurations available upon request. Call for pricing.

SK210

DESCRIPTION –

4-drawer Dresser



DIMENSIONS –

Width 32
Depth 19
Height 37.75
Cubic Feet 19

OPTIONS –

Thermoformed top with spill edge	+98
Transitional pull (per drawer)	+18
Contemporary pull (per drawer)	+35
Top drawer lock	+55

MODEL NO.

PRICE

SK210	4-drawers	USD \$	1894
--------------	-----------	--------	------

SK330-L / SK330-R

DESCRIPTION –

Single Wardrobe, left-hinged

Single Wardrobe, right-hinged



DIMENSIONS –

Width 24
Depth 24
Height 67.25
Cubic Feet 20
Ship Weight 158

OPTIONS –

Transitional pull (per door)	+18
Contemporary pull (per door)	+35

MODEL NO.

PRICE

SK330-L	1 door left-hinged, interior shelf with rail (shown)	USD \$	2743
SK330-R	1 door right-hinged, interior shelf with rail	USD \$	2743

Kindred

Kindred

Casegoods Collection

Standard sizes shown. Custom sizes and configurations available upon request. Call for pricing.

SK335-L / SK335-R

DESCRIPTION –

Wardrobe with Drawer, left-hinged
Wardrobe with Drawer, right-hinged



DIMENSIONS –

Width 24
Depth 24
Height 67.25
Cubic Feet 20
Ship Weight 167

OPTIONS –

Transitional pull (per door/drawer) +18
Contemporary pull (per door/drawer) +35

MODEL NO.		PRICE
SK335-L	1 door left-hinged, 1 drawer, interior shelf with rail (shown)	USD \$ 2904
SK335-R	1 door right-hinged, 1 drawer, interior shelf with rail	USD \$ 2904

SK300

DESCRIPTION –

Wardrobe
36" wide



DIMENSIONS –

Width 36
Depth 24
Height 67.25
Cubic Feet 42
Ship Weight 257

OPTIONS –

Transitional pull (per door) +18
Contemporary pull (per door) +35

MODEL NO.		PRICE
SK300	2 doors, no drawer, interior shelf with hanger rail	USD \$ 3291

SK310

DESCRIPTION –

Wardrobe with Drawer
36" wide



DIMENSIONS –

Width 36
Depth 24
Height 67.25
Cubic Feet 42
Ship Weight 272

OPTIONS –

Transitional pull (per door/drawer) +18
Contemporary pull (per door/drawer) +35

MODEL NO.		PRICE
SK310	2 doors, drawer, interior shelf with hanger rail	USD \$ 3708

Kindred

Kindred

Casegoods Collection

Standard sizes shown. Custom sizes and configurations available upon request. Call for pricing.

SK400

DESCRIPTION –

Wall-mounted Mirror



DIMENSIONS –

Width 32

Depth 0.75

Height 24

OPTIONS –

Cubic Feet 0.75

Ship Weight 16

MODEL NO.

PRICE

MODEL NO.		PRICE
SK400	Matches Kindred Series Cabinets	USD \$ 977

SK500-36 / SK500-42 / SK500-48

DESCRIPTION –

36" Writing Desk

42" Writing Desk

48" Writing Desk



DIMENSIONS –

Width 36 / 42 / 48

Depth 19

Height 29.5

Cubic Feet 14 / 16 / 18

Ship Weight 85

OPTIONS –

Thermoformed top with spill edge +98

Corian® Solid Surface top +995

Transitional pull +18

Contemporary pull +35

MODEL NO.

PRICE

MODEL NO.		PRICE
SK500-36	36" Writing Desk with center pencil drawer (shown)	USD \$ 1651
SK500-42	42" Writing Desk with center pencil drawer	USD \$ 1806
SK500-48	48" Writing Desk with center pencil drawer	USD \$ 1923

Kindred

Kindred

Casegoods Collection

Standard sizes shown. Custom sizes and configurations available upon request. Call for pricing.

SK600E-SHB / SK600E-SFB / SK600E-DHB / SK600E-DFB

DESCRIPTION –

Elgin Head Boards

Elgin Foot Boards



MODEL NO.

PRICE

SK600E-SHB	39" x 22" Elgin single headboard (shown)	USD \$	725
SK600E-SFB	39" x 16" Elgin single footboard	USD \$	725
SK600E-DHB	54" x 22" Elgin double headboard	USD \$	903
SK600E-DFB	54" x 16" Elgin double footboard	USD \$	903

Headboards come with universal mounting cleats for mounting to the wall or to a residential-style bed frame.

For mounting holes and cut-outs for bed controls, please provide a template from bed manufacturer. In this case, the following charges will apply: \$62.00/head or foot board, plus a one-time programming charge of \$150.00

SK600A-DHB / SK600A-DFB / SK600A-DHB / SK600A-DFB

DESCRIPTION –

Ainslie Head Boards

Ainslie Foot Boards



MODEL NO.

PRICE

SK600A-SHB	39" x 22" Ainslie single headboard	USD \$	725
SK600A-SFB	39" x 16" Ainslie single footboard	USD \$	725
SK600A-DHB	54" x 22" Ainslie double headboard	USD \$	903
SK600A-DFB	54" x 16" Ainslie double footboard	USD \$	903

Headboards come with universal mounting cleats for mounting to the wall or to a residential-style bed frame.

For mounting holes and cut-outs for bed controls, please provide a template from bed manufacturer. In this case, the following charges will apply: \$62.00/head or foot board, plus a one-time programming charge of \$150.00

Kindred



Gibraltar

MODEL
NUMBER -

FINISH
CODE -

FACE
STYLE -

SG120 -SF -LAM

AR Aria **TFP** Thermoformed

CL Candlelight **LAM** Laminate

CN Chestnut

CH Chocolate

DV Dolce Vita

GR Grenada

HM Hard Rock Maple

HA Havana

PA Palomino

PE Pebble

SA Sand

WC White Chocolate

Gibraltar

Casegoods Collection

Standard sizes shown. Custom sizes and configurations available upon request. Call for pricing.

SG110-L / SG110-R

DESCRIPTION –

Bedside Table, left-hinged

Bedside Table, right-hinged



DIMENSIONS –

Width 21.5

Depth 20

Height 30

Cubic Feet 12

Ship Weight 86

OPTIONS –

Thermoformed top with spill edge +125

Corian® Solid Surface top +995

Laminate upper shelf +120

Thermofoil upper shelf +195

Corian® Solid Surface upper shelf +595

Gallery rails (set of 3) +298

Plastic drawer liner (per drawer) +95

Top drawer lock +55

Casters – rear leg only +58

Exposed casters (4) front locking +85

MODEL NO.

PRICE

MODEL NO.		PRICE
SG110-L	Laminate finish with curved pull (shown)	USD \$ 1412
SG110-R	Laminate finish with curved pull	USD \$ 1412

BEDSIDE TABLE OPTIONS –



Thermoformed top with spill edge



Corian® Solid Surface top



Upper Shelf



Gallery rails (set of 3)



Plastic drawer liner



Top drawer lock



Casters – rear leg only



Casters – all 4 legs

Gibraltar

Gibraltar

Casegoods Collection

Standard sizes shown. Custom sizes and configurations available upon request. Call for pricing.

SG120

DESCRIPTION –

3-drawer Bedside Table



DIMENSIONS –

Width 21.5

Depth 20

Height 30

Cubic Feet 12

Ship Weight 106

OPTIONS –

Thermoformed top with spill edge +125

Corian® Solid Surface top +995

Laminate upper shelf +120

Thermofoil upper shelf +195

Corian® Solid Surface upper shelf +595

Gallery rails (set of 3) +298

Plastic drawer liner (per drawer) +95

Top drawer lock +55

Casters - rear leg only +58

Exposed casters (4) front locking +85

MODEL NO.

PRICE

MODEL NO.		PRICE
SG120	Laminate finish with curved pull	USD \$ 1589

BEDSIDE TABLE OPTIONS –



Thermoformed top with spill edge



Corian® Solid Surface top




Upper Shelf



Gallery rails (set of 3)



Plastic drawer liner



Top drawer lock



Casters - rear leg only



Casters - all 4 legs

Gibraltar

Gibraltar

Casegoods Collection

Standard sizes shown. Custom sizes and configurations available upon request. Call for pricing.

SG100

DESCRIPTION –

1-Drawer Bedside Table

With 2 open shelves



DIMENSIONS –

Width 21.5

Depth 20

Height 30

Cubic Feet 12

Ship Weight 60

OPTIONS –

Thermoformed top with spill edge +125

Corian® Solid Surface top +995

Laminate upper shelf +120

Thermofoil upper shelf +195

Corian® Solid Surface upper shelf +595

Gallery rails (set of 3) +298

Plastic drawer liner (per drawer) +95

Top drawer lock +55

Casters - rear leg only +58

Exposed casters (4) front locking +85

MODEL NO.

PRICE

MODEL NO.		PRICE
SG100	Laminate finish with curved pull	USD \$ 1275

BEDSIDE TABLE OPTIONS –



Thermoformed top with spill edge



Corian® Solid Surface top




Upper Shelf



Gallery rails (set of 3)



Plastic drawer liner



Top drawer lock



Casters - rear leg only



Casters - all 4 legs

Gibraltar

Gibraltar

Casegoods Collection

Standard sizes shown. Custom sizes and configurations available upon request. Call for pricing.

SG130

DESCRIPTION –

Bedside Table
With 3 open fixed shelves



DIMENSIONS –

Width 21.5
Depth 20
Height 30
Cubic Feet 12
Ship Weight 56

OPTIONS –

Thermoformed top with spill edge +125
Corian® Solid Surface top +995
Laminate upper shelf +120
Thermofoil upper shelf +195
Corian® Solid Surface upper shelf +595
Gallery rails (set of 3) +298
Casters - rear leg only +58
Exposed casters (4) front locking +85

MODEL NO.

MODEL NO.		PRICE
SG130	Laminate finish	USD \$ 1141

BEDSIDE TABLE OPTIONS –



Thermoformed top with spill edge



Corian® Solid Surface top



Upper Shelf



Gallery rails (set of 3)



Plastic drawer liner



Top drawer lock



Casters - rear leg only



Casters - all 4 legs

Gibraltar

Gibraltar

Casegoods Collection

Standard sizes shown. Custom sizes and configurations available upon request. Call for pricing.

SG200

DESCRIPTION –

3-Drawer Dresser



DIMENSIONS –

Width 34

Depth 20

Height 32

Cubic Feet 15

Ship Weight 134

OPTIONS –

Top drawer lock

+55

MODEL NO.

PRICE

SG200	Laminate finish with curved pull	USD \$	2046
--------------	----------------------------------	--------	------

SG210

DESCRIPTION –

4-Drawer Dresser



DIMENSIONS –

Width 34

Depth 20

Height 41

Cubic Feet 20

Ship Weight 168

OPTIONS –

Top drawer lock

+55

MODEL NO.

PRICE

SG210	Laminate finish with curved pull	USD \$	2438
--------------	----------------------------------	--------	------

Gibraltar

Gibraltar

Casegoods Collection

Standard sizes shown. Custom sizes and configurations available upon request. Call for pricing.

SG330-L / SG330-R

DESCRIPTION –

Single Wardrobe, left-hinged

Single Wardrobe, right-hinged



DIMENSIONS –

Width 25.25

Depth 22.375

Height 68.5

Cubic Feet 20

Ship Weight 156

MODEL NO.

PRICE

SG330-L	Single door, interior shelf with hanger rail Laminate finish with curved pull (shown)	USD \$	2837
SG330-R	Single door, interior shelf with hanger rail Laminate finish with curved pull	USD \$	2837

SG335-L / SG335-R

DESCRIPTION –

Single Wardrobe with drawer, left-hinged

Single Wardrobe with drawer, right-hinged



DIMENSIONS –

Width 25.25

Depth 22.375

Height 68.5

Cubic Feet 20

Ship Weight 165

MODEL NO.

PRICE

SG335-L	Single door, 1 drawer, interior shelf with hanger rail Laminate finish with curved pull (shown)	USD \$	3018
SG335-R	Single door, 1 drawer, interior shelf with hanger rail Laminate finish with curved pull	USD \$	3018

Gibraltar

Gibraltar

Casegoods Collection

Standard sizes shown. Custom sizes and configurations available upon request. Call for pricing.

SG300

DESCRIPTION –

Double Wardrobe



DIMENSIONS –

Width 38

Depth 22.375

Height 68.5

Cubic Feet 42

Ship Weight 239

MODEL NO.

PRICE

MODEL NO.		USD \$	PRICE
SG300	2 doors, no drawer, interior shelf with hanger rail Laminate finish with curved pull		3469

SG310

DESCRIPTION –

Double Wardrobe, drawer



DIMENSIONS –

Width 38

Depth 22.375

Height 68.5

Cubic Feet 42

Ship Weight 254

MODEL NO.

PRICE

MODEL NO.		USD \$	PRICE
SG310	2 doors, 1 drawer, interior shelf with hanger rail Laminate finish with curved pull		3908

Gibraltar

Gibraltar

Casegoods Collection

Standard sizes shown. Custom sizes and configurations available upon request. Call for pricing.

SPB-8036-G50

DESCRIPTION –

Platform Bed



DIMENSIONS –

Width 38
Depth 85.25
Height 15.25
Ship Weight 255
Ship Weight w. enc. underside 267
Cubic Feet 29

OPTIONS –

Enclosed underside	+398
--------------------	------

MODEL NO.	PRICE
SPB-8036-G50 Platform Bed	USD \$ 3503

SPB-8054-G70

DESCRIPTION –

Double Platform Bed



DIMENSIONS –

Width 56.25
Depth 85
Height 15.25
Ship Weight 255
Ship Weight w. enc. underside 267
Cubic Feet 29

OPTIONS –

Enclosed underside	+597
--------------------	------

MODEL NO.	PRICE
SPB-8054-G70 Double Platform Bed	USD \$ 5151

Gibraltar

Royale

Casegoods Collection

When ordering this product, specification codes must be added to unit Model Number, as shown below.

NOTE: Upholstery and/or additional options must be specified separately.



Royale

MODEL NUMBER -

LAMINATE FINISH -

HANDLE FINISH -

OPTIONAL KICK STYLE -

SR110-30-CL -HSK -CK

AR Aria	HSC Brushed Stainless Curved Pull	CK Crescent
CL Candlelight	HEP Bushed Stainless Euro Pull	TK Traditional
CN Chestnut	HSK Brushed Stainless Knob	
CH Chocolate	HBK Brushed Brass Knob	
DV Dolce Vita		
GR Grenada		
HM Hard Rock Maple		
HA Havana		
PA Palomino		
PE Pebble		
SA Sand		
WC White Chocolate		

Royale

Casegoods Collection

Standard sizes shown. Custom sizes and configurations available upon request. Call for pricing.

Royale

SR100-24

DESCRIPTION –

Bedside Table

23.5" height



DIMENSIONS –

Width 20

Depth 20

Height 23.5

Cubic Feet 10

Ship Weight 71

OPTIONS –

Top drawer lock +55

Plastic drawer liner (per drawer) +95

Galley rail (set of 3) +298

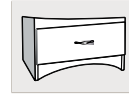
Thermoformed top with spill edge +125

Concealed non-locking casters (4) +80

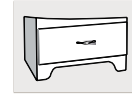
Concealed non-locking casters (rear) +40

Exposed casters (4) front locking +270

Concealed self-locking casters system +495



Crescent
kick option (-CK)



Traditional
kick option (-TK)

MODEL NO.

PRICE

MODEL NO.		PRICE
SR100-24	23.5" overall height, 1 drawer, open fixed shelf	USD \$ 911

SR100-30

DESCRIPTION –

Bedside Table

29.5" height



DIMENSIONS –

Width 20

Depth 20

Height 29.5

Cubic Feet 10

Ship Weight 71

OPTIONS –

Top drawer lock +55

Plastic drawer liner (per drawer) +95

Galley rail (set of 3) +298

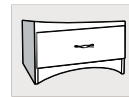
Thermoformed top with spill edge +125

Concealed non-locking casters (4) +80

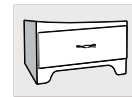
Concealed non-locking casters (rear) +40

Exposed casters (4) front locking +270

Concealed self-locking casters system +495



Crescent
kick option (-CK)



Traditional
kick option (-TK)

MODEL NO.

PRICE

MODEL NO.		PRICE
SR100-30	29.5" overall height, 1 drawer, 2 open fixed shelf	USD \$ 970

Royale

Casegoods Collection

Standard sizes shown. Custom sizes and configurations available upon request. Call for pricing.

Royale

SR110-L / SR110-R

DESCRIPTION –

Bedside Table, left-hinged

Bedside Table, right-hinged



DIMENSIONS –

Width 20

Depth 20

Height 29.5

Cubic Feet 10

Ship Weight 80

OPTIONS –

Top drawer lock +55

Plastic drawer liner (per drawer) +95

Galley rail (set of 3) +298

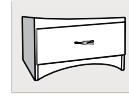
Thermoformed top with spill edge +125

Concealed non-locking casters (4) +80

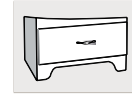
Concealed non-locking casters (rear) +40

Exposed casters (4) front locking +270

Concealed self-locking casters system +495



Crescent
kick option (-CK)



Traditional
kick option (-TK)

MODEL NO.

PRICE

SR110-L	1 drawer, interior fixed shelf (shown)	USD \$	1011
SR110-R	1 drawer, interior fixed shelf	USD \$	1011

SR120

DESCRIPTION –

3-drawer Bedside Table



DIMENSIONS –

Width 20

Depth 20

Height 29.5

Cubic Feet 10

Ship Weight 98

OPTIONS –

Top drawer lock +55

Plastic drawer liner (per drawer) +95

Galley rail (set of 3) +298

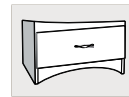
Thermoformed top with spill edge +125

Concealed non-locking casters (4) +80

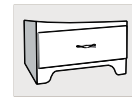
Concealed non-locking casters (rear) +40

Exposed casters (4) front locking +270

Concealed self-locking casters system +495



Crescent
kick option (-CK)



Traditional
kick option (-TK)

MODEL NO.

PRICE

SR120	3 drawers	USD \$	1168
--------------	-----------	--------	------

Royale

Casegoods Collection

Standard sizes shown. Custom sizes and configurations available upon request. Call for pricing.

Royale

SR200

DESCRIPTION –

3-drawer Dresser

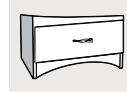


DIMENSIONS –

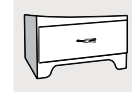
Width 32
 Depth 20
 Height 29.5
 Cubic Feet 15
 Ship Weight 132

OPTIONS –

Top drawer lock +55



Crescent kick option (-CK)



Traditional kick option (-TK)

MODEL NO.

PRICE

MODEL NO.	Configuration	PRICE
SR200	3 drawers	USD \$ 1510

SR210

DESCRIPTION –

4-drawer Dresser

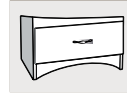


DIMENSIONS –

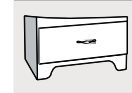
Width 32
 Depth 20
 Height 37.75
 Cubic Feet 19
 Ship Weight 165

OPTIONS –

Top drawer lock +55



Crescent kick option (-CK)



Traditional kick option (-TK)

MODEL NO.

PRICE

MODEL NO.	Configuration	PRICE
SR210	4 drawers	USD \$ 1848

SR330-L / SR330-R

DESCRIPTION –

Single Wardrobe, left-hinged

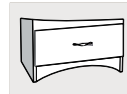
Single Wardrobe, right-hinged



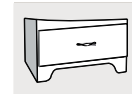
DIMENSIONS –

Width 24
 Depth 24.5
 Height 67.25
 Cubic Feet 20
 Ship Weight 145

OPTIONS –



Crescent kick option (-CK)



Traditional kick option (-TK)

MODEL NO.

PRICE

MODEL NO.	Configuration	PRICE
SR330-L	Single door, interior shelf with hanger rail	USD \$ 2303
SR330-R	Single door, interior shelf with hanger rail (shown)	USD \$ 2303

Royale

Casegoods Collection

Standard sizes shown. Custom sizes and configurations available upon request. Call for pricing.

Royale

SR335-L / SR335-R

DESCRIPTION –

Single Wardrobe with Drawer, left-hinged

Single Wardrobe with Drawer, right-hinged



DIMENSIONS –

Width 24

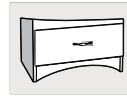
Depth 24.5

Height 67.25

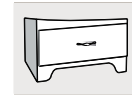
Cubic Feet 20

Ship Weight 155

OPTIONS –



Crescent
kick option (-CK)



Traditional
kick option (-TK)

MODEL NO.

PRICE

SR335-L	Single door, 1 drawer, interior shelf with hanger rail (shown)	USD \$	2706
SR335-R	Single door, 1 drawer, interior shelf with hanger rail	USD \$	2706

SR300

DESCRIPTION –

Double Wardrobe



DIMENSIONS –

Width 36

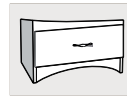
Depth 24.5

Height 67.25

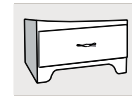
Cubic Feet 42

Ship Weight 235

OPTIONS –



Crescent
kick option (-CK)



Traditional
kick option (-TK)

MODEL NO.

PRICE

SR300	2 doors, no drawer, interior shelf with hanger rail	USD \$	3032
--------------	---	--------	------

SR310

DESCRIPTION –

Double Wardrobe, 1-drawer



DIMENSIONS –

Width 36

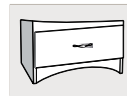
Depth 24.5

Height 67.25

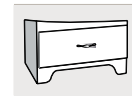
Cubic Feet 42

Ship Weight 250

OPTIONS –



Crescent
kick option (-CK)



Traditional
kick option (-TK)

MODEL NO.

PRICE

SR310	2 doors, 1 drawer, interior shelf with hanger rail	USD \$	3278
--------------	--	--------	------

Royale

Casegoods Collection

Standard sizes shown. Custom sizes and configurations available upon request. Call for pricing.

SR600-SHB / SR600-SFB

DESCRIPTION –

Royale Single Headboard

Royale Single Footboard



MODEL NO.			PRICE
SR600-SHB	39" x 22" Royale single headboard	USD \$	759
SR600-SFB	39" x 16" Royale single footboard	USD \$	759

SR600-DHB / SR600-DFB

DESCRIPTION –

Royale Double Headboard

Royale Double Footboard



MODEL NO.			PRICE
SR600-DHB	54" x 22" Royale double headboard	USD \$	946
SR600-DFB	54" x 16" Royale double footboard	USD \$	946

Royale

Royale

Casegoods Collection

Standard sizes shown. Custom sizes and configurations available upon request. Call for pricing.

SPB-8036-R

DESCRIPTION –

Platform Bed



DIMENSIONS –

Width 38.25
Length 82
Height 30 (35 with casters)
Deck Height 13.5 (18.5 with casters)
Cubic Feet 60
Ship Weight 220

OPTIONS –

Locking casters +354
2 storage drawers (specify -L or -R)+690

MODEL NO.

SPB-8036-R Platform Bed

PRICE

USD \$ 2843

SPB-8054-R

DESCRIPTION –

Double Platform Bed

With high headboard



DIMENSIONS –

Width 58.25
Length 82
Height 30.25
Cubic Feet 84
Ship Weight 290

OPTIONS –

Locking casters +354
2 storage drawers (specify -L or -R)+690

MODEL NO.

SPB-8054-R Double Platform Bed, high headboard

PRICE

USD \$ 4182

Royale

Mattress
Bed Accessories

SF36805

DESCRIPTION –

Mattress



DIMENSIONS –

Width 80
Depth 36
Height 5
Cubic Feet 14
Ship Weight 18

MODEL NO.	PRICE
SF36805	USD \$ 1454

SF36805-PW

DESCRIPTION –

Mattress
With built-in pillow



DIMENSIONS –

Width 80
Depth 36
Height 5
Cubic Feet 14
Ship Weight 18

MODEL NO.	PRICE
SF36805-PW	USD \$ 1643

Mattresses

Mattress

Bed Accessories

SF54805

DESCRIPTION –

Mattress



DIMENSIONS –

Width 80

Depth 54

Height 5

Cubic Feet 22

Ship Weight 27

MODEL NO.

PRICE

SF54805	Mattress	USD \$	2181
----------------	----------	--------	------

SF54805-PW

DESCRIPTION –

Mattress

With built-in pillow



DIMENSIONS –

Width 80

Depth 54

Height 5

Cubic Feet 22

Ship Weight 27

MODEL NO.

PRICE

SF54805-PW	Mattress, built-in pillow	USD \$	2466
-------------------	---------------------------	--------	------

Mattresses

Bed Frame/ Box Spring

Bed Accessories

NOTE: Bed frames are adjustable and accommodate any size box spring/mattress up to 60" wide.

BFG

DESCRIPTION –

Metal Bed Frame

With glides



DIMENSIONS –

Size 36 –39 –48 –54 –60

Side Rail 1.25 x 1.25 x 73.5

Cross Rail 1.25 x 1.25 x 73.625

Center Support 1.25 x 1.25 x 55.25

From the Floor 5.5

Ship Weight 30

MODEL NO.

PRICE

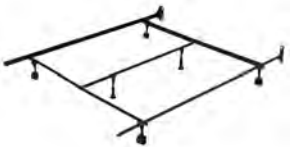
MODEL NO.	Description	UNIT	PRICE
BFG	Metal Bed Frame, glides, headboard mounts	USD \$	391
BFG-HF	Metal Bed Frame, glides, head & footboard mounts	USD \$	412

BFC

DESCRIPTION –

Metal Bed Frame

With locking casters



DIMENSIONS –

Size 36 –39 –48 –54 –60

Side Rail 1.25 x 1.25 x 73.5

Cross Rail 1.25 x 1.25 x 73.625

Center Support 1.25 x 1.25 x 55.25

From the Floor 5.5

Ship Weight 30

MODEL NO.

PRICE

MODEL NO.	Description	UNIT	PRICE
BFC	Metal Bed Frame, locking casters	USD \$	391
BFC-HF	Metal Bed Frame, locking casters, head & footboard mounts	USD \$	412

BX3680/BX5480

DESCRIPTION –

Box Spring



DIMENSIONS –

Width 36

Depth 80

Height 6

MODEL NO.

PRICE

MODEL NO.	Description	UNIT	PRICE
BX3680	36" x 80" Box Spring	USD \$	1833
BX5480	54" x 80" Box Spring	USD \$	2101

ACCESSORIES

Eclipse

Overbed Tables Collection

When ordering this product, specification codes must be added to unit Model Number, as shown below.

NOTE: Upholstery and/or additional options must be specified separately.



THERMOFOIL
FINISH –

COLUMN / BASE FINISH –
– CHROME
– ALMOND
– SILVER
– TEXTURED BLACK

MODEL
NUMBER –

THERMOFOIL
FINISH –

ST140 –CH

- AR Aria
- CL Candlelight
- CN Chestnut
- CH Chocolate
- DV Dolce Vita
- GR Grenada
- HM Hard Rock Maple
- HA Havana
- PA Palomino
- PE Pebble
- SA Sand
- WC White Chocolate

ST140-CH

Eclipse

Overbed Tables Collection

ST140

DESCRIPTION –

Overbed Table, H-style base
Mechanical spring mechanism



DIMENSIONS –

Width 30
Depth 16
Height 29–45
Base Height 3 –1/4
Cubic Feet 4
Ship Weight 30

OPTIONS –

Vanity tray w/mirror +250




VANITY TRAY
WITH MIRROR

MODEL NO.

PRICE

MODEL NO.		PRICE
ST140	Thermofoil top, spill containment	USD \$ 929



Olsen

Overbed Tables Collection

When ordering this product, specification codes must be added to unit Model Number, as shown below.

NOTE: Upholstery and/or additional options must be specified separately.

THERMOFOIL
FINISH -



us
o
i
o

MODEL
NUMBER -

THERMOFOIL
FINISH -

ST200 -CH

- AR Aria
- CL Candlelight
- CN Chestnut
- CH Chocolate
- DV Dolce Vita
- GR Grenada
- HM Hard Rock Maple
- HA Havana
- PA Palomino
- PE Pebble
- SA Sand
- WC White Chocolate

Olsen

Overbed Tables Collection

ST200

DESCRIPTION –

Overbed Table, low-profile u-base
Pneumatic cylinder mechanism



DIMENSIONS –

Width 18
Depth 32
Height 28–45
Base Height 2-1/8
Cubic Feet 4
Ship Weight 40

OPTIONS –

Vanity tray with mirror +250



VANITY TRAY WITH MIRROR

MODEL NO.		PRICE
ST200	Thermofoil top, spill containment	USD \$ 1426

ST200-EXT

DESCRIPTION –

Overbed Table, flip-up extension
Pneumatic cylinder mechanism



DIMENSIONS –

Width 18
Depth 44
Height 28–45
Base Height 2-1/8
Cubic Feet 4
Ship Weight 43.5


OPTIONS –

Vanity tray with mirror +250



VANITY TRAY WITH MIRROR

MODEL NO.		PRICE
ST200-EXT	Thermofoil top, spill containment	USD \$ 1928



Olsen

Overbed Tables Collection

ST200-SO

DESCRIPTION –

Overbed Table, low-profile u-base
Pneumatic cylinder mechanism



DIMENSIONS –

Width 18
Depth 32
Height 28-45
Base Height 2-1/8
Cubic Feet 4
Ship Weight 40

OPTIONS –

Vanity tray with mirror +250



VANITY TRAY
WITH MIRROR

MODEL NO.

PRICE

MODEL NO.		PRICE
ST200-SO	Corian® Solid Surface top, spill groove	USD \$ 2272

ST200-EXT-SO

DESCRIPTION –

Overbed Table, flip-up extension
Pneumatic cylinder mechanism



DIMENSIONS –

Width 18
Depth 44
Height 28-45
Base Height 2-1/8
Cubic Feet 4
Ship Weight 43.5

OPTIONS –

Vanity tray with mirror +250




VANITY TRAY
WITH MIRROR

MODEL NO.

PRICE

MODEL NO.		PRICE
ST200-EXT-SO	Corian® Solid Surface top, spill groove	USD \$ 3015



Olsen

Overbed Tables Collection

ST200C

DESCRIPTION –

Overbed Table, low-profile c-base
Pneumatic cylinder mechanism



DIMENSIONS –

Width 20
Depth 32.5
Height 28–45
Base Height 2.125
Cubic Feet 4
Ship Weight 41.5

OPTIONS –

Vanity tray with mirror +250



VANITY TRAY WITH MIRROR

MODEL NO.		PRICE	
ST200C	Thermofoil top, spill containment	USD \$	1647

ST200C-EXT

DESCRIPTION –

Overbed Table, flip-up extension
Pneumatic cylinder mechanism



DIMENSIONS –

Width 20
Depth 44.5
Height 28–45
Base Height 2.125
Cubic Feet 4
Ship Weight 44.5


OPTIONS –

Vanity tray with mirror +250



VANITY TRAY WITH MIRROR

MODEL NO.		PRICE	
ST200C-EXT	Thermofoil top, spill containment	USD \$	2146



Olsen

Overbed Tables Collection

ST200C-SO

DESCRIPTION –

Overbed Table, low-profile c-base
Pneumatic cylinder mechanism



DIMENSIONS –

Width 20
Depth 32.5
Height 28–45
Base Height 2.125
Cubic Feet 4
Ship Weight 41.5

OPTIONS –

Vanity tray with mirror +250



VANITY TRAY WITH MIRROR

MODEL NO.		PRICE
ST200C-SO	Corian® Solid Surface top, spill groove	USD \$ 2489

ST200C-EXT-SO

DESCRIPTION –

Overbed Table, flip-up extension
Pneumatic cylinder mechanism



DIMENSIONS –

Width 20
Depth 44.5
Height 28–45
Base Height 2.125
Cubic Feet 4
Ship Weight 44.5


OPTIONS –

Vanity tray with mirror +250



VANITY TRAY WITH MIRROR

MODEL NO.		PRICE
ST200C-EXT-SO	Corian® Solid Surface top, spill groove	USD \$ 3233



Victory

Overbed Tables Collection

When ordering this product, specification codes must be added to unit Model Number, as shown below.

NOTE: Upholstery and/or additional options must be specified separately.

THERMOFOIL
FINISH -



Victory

MODEL
NUMBER -

THERMOFOIL
FINISH -

ST190 -CH

- AR Aria
- CL Candlelight
- CN Chestnut
- CH Chocolate
- DV Dolce Vita
- GR Grenada
- HM Hard Rock Maple
- HA Havana
- PA Palomino
- PE Pebble
- SA Sand
- WC White Chocolate

Victory

Overbed Tables Collection

ST190

DESCRIPTION –

Overbed Table, low-profile u-base
Pneumatic gas lift mechanism



DIMENSIONS –

Width 40
Depth 18
Height 29–45
Base Height 2–1/4
Cubic Feet 4
Ship Weight 30

OPTIONS –

Vanity tray with mirror +250



VANITY TRAY WITH MIRROR

MODEL NO.

PRICE

MODEL NO.		PRICE
ST190	Thermofoil top	USD \$ 2357

Victory

Transcend

Overbed Tables Collection

When ordering this product, specification codes must be added to unit Model Number, as shown below.

NOTE: Upholstery and/or additional options must be specified separately.

THERMOFOIL
FINISH –



MODEL
NUMBER –

THERMOFOIL
FINISH –

ST180-TH-CH

- AR Aria
- CL Candlelight
- CN Chestnut
- CH Chocolate
- DV Dolce Vita
- GR Grenada
- HM Hard Rock Maple
- HA Havana
- PA Palomino
- PE Pebble
- SA Sand
- WC White Chocolate

Transcend

Transcend

Overbed Tables Collection

ST180-TH

DESCRIPTION –

Overbed Table, low-profile u-base
Pneumatic gas lift mechanism



DIMENSIONS –

Width 32
Depth 18
Height 30–45
Base Height 2–1/8
Cubic Feet 5
Ship Weight 42

OPTIONS –

Vanity tray with mirror +250



VANITY TRAY
WITH MIRROR

MODEL NO.

PRICE

MODEL NO.		PRICE
ST180-TH	Thermoformed top, spill containment	USD \$ 1675

Transcend

Split-Top

Overbed Tables Collection

When ordering this product, specification codes must be added to unit Model Number, as shown below.

NOTE: Upholstery and/or additional options must be specified separately.



THERMOFOIL
FINISH –

COLUMN / BASE FINISH –
– CHROME
– ALMOND
– SILVER
– BLACK

MODEL
NUMBER –

THERMOFOIL
FINISH –

ST170 –CH

- AR Aria
- CL Candlelight
- CN Chestnut
- CH** Chocolate
- DV Dolce Vita
- GR Grenada
- HM Hard Rock Maple
- HA Havana
- PA Palomino
- PE Pebble
- SA Sand
- WC White Chocolate

Split-Top
Split-Top
Split-Top

Split-Top

Overbed Tables Collection

ST170

DESCRIPTION –

Overbed Table,
Pneumatic gas lift mechanism



DIMENSIONS –

Width 32
Depth 18
Height 29.5–44.5
Base Height 3–1/4
Cubic Feet 12
Ship Weight 80

OPTIONS –

Vanity tray with mirror +250



VANITY TRAY
WITH MIRROR

MODEL NO.

PRICE

MODEL NO.		PRICE
ST170	Thermofoil top, spill containment, upper only	USD \$ 2998

ST170H

DESCRIPTION –

Overbed Table, h–base
Pneumatic gas lift mechanism



DIMENSIONS –

Width 32
Depth 18
Height 29.5–44.5
Base Height 3–1/4
Cubic Feet 12
Ship Weight 80

OPTIONS –

Vanity tray with mirror +250



VANITY TRAY
WITH MIRROR

MODEL NO.

PRICE

MODEL NO.		PRICE
ST170H	Thermofoil top, spill containment, upper only	USD \$ 2998

Split-Top
ST170
ST170H

Examination

Table Collection

When ordering this product, specification codes must be added to unit Model Number, as shown below.

NOTE: Upholstery and/or additional options must be specified separately.

- VINYL COLOR –
- BLUE SKIES
- CHOCOLATE TRUFFLE
- CLASSIC BLACK
- DEEP FOREST
- FINE WINE
- LEMON MERINGUE
- SOFT LINEN
- TRUE GRAPHITE
- TWILIGHT BLUE
- WARM SAND



MODEL
NUMBER –

SE6080

Exam

Examination

Table Collection

SE6080

DESCRIPTION –

Exam Table, 4-position stirrups

Removable / replaceable top

Paper roll holder



DIMENSIONS –

Width 58.5

Depth 27

Height 32

Cubic Feet 35

Ship Weight 350

OPTIONS –

Electrical outlet +285

Drawer warmer kit +485

Pelvic tilt +203

MODEL NO.

PRICE

SE6080	2 end drawers and 2 side drawers	USD \$	8444
---------------	----------------------------------	--------	------

exam

Power Examination

Table Collection

- VINYL COLOR –
- BLUE SKIES
 - CHOCOLATE TRUFFLE
 - CLASSIC BLACK
 - DEEP FOREST
 - FINE WINE
 - LEMON MERINGUE
 - SOFT LINEN
 - TRUE GRAPHITE
 - TWILIGHT BLUE
 - WARM SAND



MODEL
NUMBER –

SE4040-300

Power Exam

Examination

Power Table Collection

SE4040-100

DESCRIPTION –

Power Exam Table



DIMENSIONS –

Width 28
Length 57-76
Height 18.5-37
Cubic Feet 17
Ship Weight 445

OPTIONS –

Electrical outlet	+285
Drawer warmer kit	+445

MODEL NO.	PRICE
SE4040-100	USD \$ 23329

Standard features: Power Hi-lo & Power Back, Foot Control, Pelvic Tilt, Drain Pan, Foldaway Stirrups, Front Storage Drawer, 18"-21" Paper Roll Holder

SE4040-200

DESCRIPTION –

Power Exam Table



DIMENSIONS –

Width 28
Length 57-76
Height 18.5-37
Cubic Feet 17
Ship Weight 445

OPTIONS –

Electrical outlet	+285
Drawer warmer kit	+445

MODEL NO.	PRICE
SE4040-200	USD \$ 25869

Standard features: Power Hi-lo & Power Back, Foot Control, Pelvic Tilt, Drain Pan, Foldaway Stirrups, Front Storage Drawer, Rear Storage Drawer, Hand Control with OneTouch Positioning System, 18"-21" Paper Roll Holder

SE4040-300

DESCRIPTION –

Power Exam Table



DIMENSIONS –

Width 28
Length 57-76
Height 18.5-37
Cubic Feet 17
Ship Weight 485

OPTIONS –

Electrical outlet	+245
Drawer warmer kit	+0

MODEL NO.	PRICE
SE4040-300	USD \$ 28621

Standard features: Power Hi-lo & Power Back, Hands-Free Foot Control, Pelvic Tilt, Drain Pan, Foldaway Stirrups, Front Storage Drawer, Rear Storage Drawer, Hand Control with OneTouch Positioning System, Drawer Warmer, OneTouch Wheel Base System, 18"-21" Paper Roll Holder

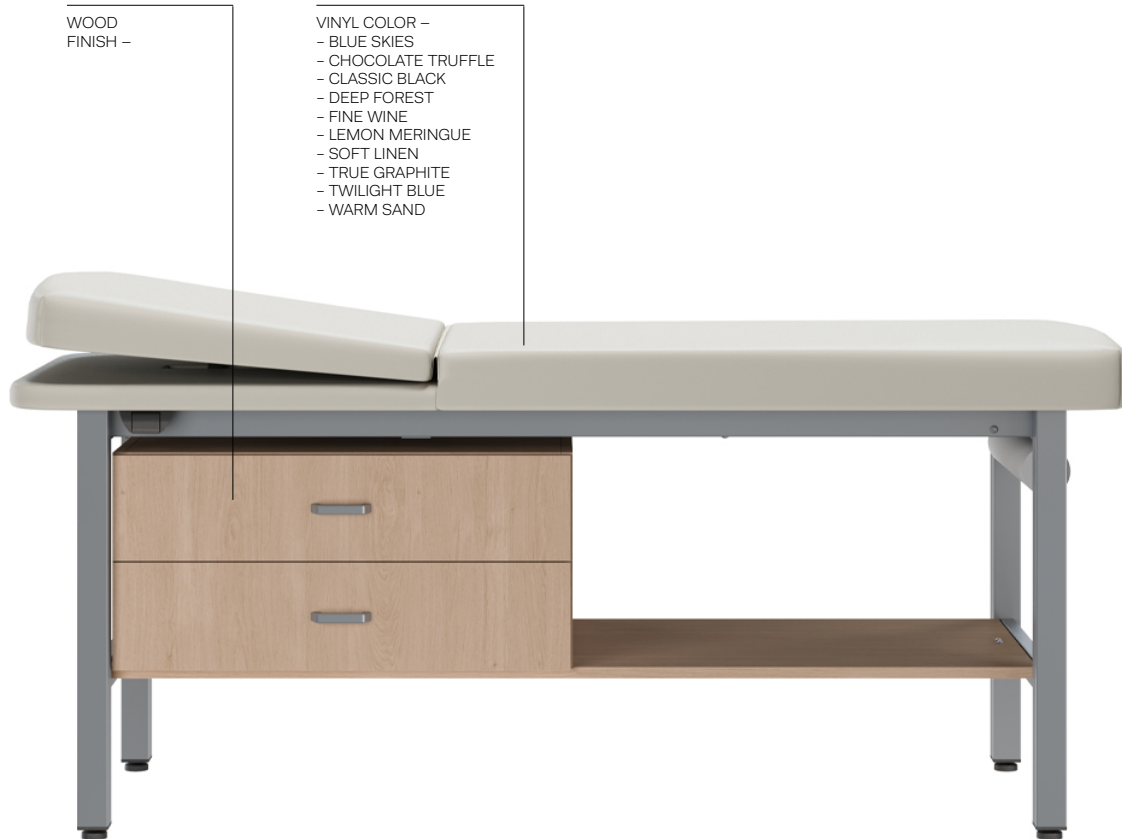
Power Exam

Treatment

Table Collection

When ordering this product, specification codes must be added to unit Model Number, as shown below.

NOTE: Upholstery and/or additional options must be specified separately.



MODEL
NUMBER -

WOOD
FINISH -

ST6085-DW -SF

- AR Aria
- CL Candlelight
- CN Chestnut
- CH Chocolate
- DV Dolce Vita
- GR Grenada
- HM Hard Rock Maple
- HA Havana
- PA Palomino
- PE Pebble
- SA Sand
- WC White Chocolate

Treatment

Treatment

Table Collection

All prices are in US dollars (USD).

ST6085

DESCRIPTION –

Treatment Table
Quick-change paper roll holder



DIMENSIONS –

Width 72
Depth 28
Height 30
COM Yard 3.5
Ship Weight 90

OPTIONS –

Moisture barrier +188

MODEL NO.	COM/1	2	3	4	5	6	7	8
ST6085	2594	2797	3001	3205	3409	3613	3817	4019

ST6085-SH

DESCRIPTION –

Treatment Table, shelf
Quick-change paper roll holder



DIMENSIONS –

Width 72
Depth 28
Height 30
COM Yard 3.5
Ship Weight 125

OPTIONS –

Moisture barrier +188

MODEL NO.	COM/1	2	3	4	5	6	7	8
ST6085-SH	3134	3338	3543	3746	3949	4153	4358	4561

ST6085-DW

DESCRIPTION –

Treatment Table, drawer
Quick-change paper roll holder



DIMENSIONS –

Width 72
Depth 28
Height 30
COM Yard 3.5
Ship Weight 195

OPTIONS –

Moisture barrier +188

MODEL NO.	COM/1	2	3	4	5	6	7	8
ST6085-DW	3859	4061	4265	4470	4674	4877	5081	5286

Treatment

Treatment

Table Collection

All prices are in US dollars (USD).

ST6085-ABR

DESCRIPTION –

Treatment Table
Adjustable back rest
Quick-change paper roll holder



DIMENSIONS –

Width 72
Depth 28
Height 30
COM Yard 3.5
Ship Weight 90

OPTIONS –

Moisture barrier +375

MODEL NO.	COM/1	2	3	4	5	6	7	8
ST6085-ABR	4070	4316	4561	4807	5053	5292	5538	5784

ST6085-SH-ABR

DESCRIPTION –

Treatment Table, shelf
Adjustable back rest
Quick-change paper roll holder



DIMENSIONS –

Width 72
Depth 28
Height 30
COM Yard 3.5
Ship Weight 125

OPTIONS –

Moisture barrier +375

MODEL NO.	COM/1	2	3	4	5	6	7	8
ST6085-SH-ABR	4617	4864	5109	5355	5602	5847	6093	6340

ST6085-DW-ABR

DESCRIPTION –

Treatment Table, drawer
Adjustable back rest
Quick-change paper roll holder



DIMENSIONS –

Width 72
Depth 28
Height 30
COM Yard 3.5
Ship Weight 195

OPTIONS –

Moisture barrier +375

MODEL NO.	COM/1	2	3	4	5	6	7	8
ST6085-DW-ABR	5362	5608	5855	6101	6346	6592	6838	7084

Treatment

Physician

Stools Collection

When ordering this product, specification codes must be added to unit Model Number, as shown below.

NOTE: Upholstery and/or additional options must be specified separately.

- VINYL COLOR –
- BLUE SKIES
- CHOCOLATE TRUFFLE
- CLASSIC BLACK
- DEEP FOREST
- FINE WINE
- LEMON MERINGUE
- SOFT LINEN
- TRUE GRAPHITE
- TWILIGHT BLUE



MODEL
NUMBER –

S1200

Physician

Physician

Stools Collection

Physician Stools ship flat-packed in components. No tools required for assembly. All prices are in US dollars (USD).

S1200

DESCRIPTION –

Physician Stool



DIMENSIONS –

Width 16
Depth 16
Seat Height 17.5–22.5
Seat Height Counter Height Option 24.25–34.25
Base Diameter 23
COM Yard 0.5
Cubic Feet 4
Ship Weight 15

OPTIONS –

Moisture barrier	+35
Stationary glide	+0
Soft-wheel casters (5)	+35
Counter height	+58
Auto-lock casters	+55
Toe-cap base	+75



TOE-CAP BASE

MODEL NO.	COM/1	2	3	4	5	6	7	8
S1200	608	667	724	781	842	904	967	1029

S1240

DESCRIPTION –

Physician Stool, foot ring



DIMENSIONS –

Width 16
Depth 16
Seat Height 17.5–22.5
Seat Height Counter Height Option 24.25–34.25
Base Diameter 23
COM Yard 0.5
Cubic Feet 4
Ship Weight 18

OPTIONS –

Moisture barrier	+35
Stationary glide	+0
Soft-wheel casters (5)	+35
Counter height	+58
Auto-lock casters	+55
Toe-cap base	+75



TOE-CAP BASE

MODEL NO.	COM/1	2	3	4	5	6	7	8
S1240	699	757	815	875	934	997	1059	1122

Physician

Physician

Stools Collection

Physician Stools ship flat-packed in components. No tools required for assembly. All prices are in US dollars (USD).

S1200-F

DESCRIPTION –

Physician Stool
Foot-activated, height adjustment



DIMENSIONS –

Width 16
Depth 16
Seat Height 20-25
Seat Height
Counter Height Option 24-31
Base Diameter 23
COM Yard 0.75
Cubic Feet 4
Ship Weight 22

OPTIONS –

Moisture barrier +35
Stationary glide +0
Soft-wheel casters (5) +35
Counter height +58
Auto-lock casters +55

MODEL NO.	COM/1	2	3	4	5	6	7	8
S1200-F	1007	1074	1143	1213	1285	1359	1433	1506

S1260

DESCRIPTION –

Physician Stool
Back support



DIMENSIONS –

Width 16
Depth 16
Back Height 30-35
Back Height
Counter Height Option 36.75-46.75
Seat Height 17.5-22.5
Seat Height
Counter Height Option 24.25-34.25
Base Diameter 23
COM Yard 0.75
Cubic Feet 4
Ship Weight 22

OPTIONS –

Moisture barrier +35
Stationary glide +0
Soft-wheel casters (5) +35
Counter height +58
Auto-lock casters +55
Toe-cap base +75



TOE-CAP BASE

MODEL NO.	COM/1	2	3	4	5	6	7	8
S1260	718	783	850	917	986	1057	1128	1198

Physician
Stool

Physician

Stools Collection

Physician Stools ship flat-packed in components. No tools required for assembly. All prices are in US dollars (USD).

S1280

DESCRIPTION –

Physician Stool
Back support, foot ring



DIMENSIONS –

Width 16
Depth 16
Back Height 30–35
Back Height
Counter Height Option 36.75–46.75
Seat Height 17.5–22.5
Seat Height
Counter Height Option 24.25–34.25
Base Diameter 23
COM Yard 0.75
Cubic Feet 4
Ship Weight 22

OPTIONS –

Moisture barrier +35
Stationary glide +0
Soft-wheel casters (5) +35
Counter height +58
Auto-lock casters +55
Toe-cap base +75



TOE-CAP BASE

MODEL NO.	COM/1	2	3	4	5	6	7	8
S1280	809	875	943	1010	1080	1151	1221	1293

S1260-F

DESCRIPTION –

Physician Stool, back support
Foot-activated, height adjustment



DIMENSIONS –

Width 16
Depth 16
Back Height 32.5–37.5
Back Height
Counter Height Option 36.5–43.5
Seat Height 20–25
Seat Height
Counter Height Option 24–31
Base Diameter 23
COM Yard 0.75
Cubic Feet 4
Ship Weight 22

OPTIONS –

Moisture barrier +35
Stationary glide +0
Soft-wheel casters (5) +35
Counter height +58
Auto-lock casters +55

MODEL NO.	COM/1	2	3	4	5	6	7	8
S1260-F	1097	1166	1234	1307	1381	1453	1527	1599

Physician

Laboratory

Stools Collection

When ordering this product, specification codes must be added to unit Model Number, as shown below.

NOTE: Upholstery and/or additional options must be specified separately.

- VINYL COLOR –
- BLUE SKIES
- CHOCOLATE TRUFFLE
- CLASSIC BLACK
- DEEP FOREST
- FINE WINE
- LEMON MERINGUE
- SOFT LINEN
- TRUE GRAPHITE
- TWILIGHT BLUE



MODEL
NUMBER –

S1500

Laboratory

Laboratory

Stools Collection

Laboratory Stools ship flat-packed in components. No tools required for assembly. All prices are in US dollars (USD).

S1500

DESCRIPTION –

Lab Stool, upholstered



DIMENSIONS –

Overall Height	41–51
Seat Width	18.5
Seat Depth	17
Seat Height	23–33
Base Diameter	27
Arm Height	31–44
COM Yard	1.25
Cubic Feet	6
Ship Weight	34

OPTIONS –

Moisture barrier	+35
Stationary glide	+0
Soft-wheel casters (5)	+35
Auto-lock casters	+55
Toe-cap base	+75
Arms	+120



TOE-CAP BASE

MODEL NO.	COM/1	2	3	4	5	6	7	8
S1500	1001	1115	1229	1345	1464	1585	1705	1826

S1600

DESCRIPTION –

Lab Stool, polyurethane



DIMENSIONS –

Overall Height	39–49
Seat Width	18
Seat Depth	16.5
Seat Height	23–33
Base Diameter	27
Cubic Feet	6
Ship Weight	34

OPTIONS –

Stationary glide	+0
Soft-wheel casters (5)	+35
Auto-lock casters	+55
Toe-cap base	+75



TOP-CAP BASE

MODEL NO.	PRICE
S1600	USD \$ 924

Laboratory

Terrace
Outdoor Collection

When ordering this product, specification codes must be added to unit Model Number, as shown below.



Terrace

STANCE MODEL
NUMBER –

TET6H

METAL
FINISH –

–S

HDPE FINISH
(IF APPLICABLE) –

–GN

GM Gunmetal	BK Black
B Black	BL Blue
S Silver	BN Brown
BZ Bronze	GN Green
TT Titanium	GY Gray
	OR Orange

TET6H

DESCRIPTION –

6' Table, HDPE



DIMENSIONS –

Width 74

Depth 33

Height 30

Ship Weight 217

Cubic Feet 46

MODEL NO.

PRICE

TET6H	USD \$	11768
--------------	--------	-------

TET6AH

DESCRIPTION –

6' Table, add-on, HDPE



DIMENSIONS –

Width 73

Depth 33

Height 30

Ship Weight 169

Cubic Feet 46

MODEL NO.

PRICE

TET6AH	USD \$	9152
---------------	--------	------

TEB4H

DESCRIPTION –

4' Bench, HDPE



DIMENSIONS –

Width 50

Depth 20.4

Height 18.4

Seat Height 18

Seat Width 46

Seat Depth 17

Ship Weight 82

Cubic Feet 13

MODEL NO.

PRICE

TEB4H	USD \$	6102
--------------	--------	------

TEB4AH

DESCRIPTION –

4' Bench, add-on, HDPE



DIMENSIONS –

Width 49
 Depth 20.4
 Height 18.4
 Seat Height 18
 Seat Width 46
 Seat Depth 17
 Ship Weight 64
 Cubic Feet 13

MODEL NO.	PRICE	
TEB4AH	USD \$	4112

TEB6H

DESCRIPTION –

6' Bench, HDPE



DIMENSIONS –

Width 74
 Depth 20.4
 Height 18.4
 Seat Height 18
 Seat Width 70
 Seat Depth 17
 Ship Weight 106
 Cubic Feet 19

MODEL NO.	PRICE	
TEB6H	USD \$	7580

TEB6AH

DESCRIPTION –

6' Bench, add-on, HDPE



DIMENSIONS –

Width 73
 Depth 20.4
 Height 18.4
 Seat Height 18
 Seat Width 70
 Seat Depth 17
 Ship Weight 88
 Cubic Feet 19

MODEL NO.	PRICE	
TEB6AH	USD \$	5590

TET6S

DESCRIPTION –

6' Table, steel



DIMENSIONS –

Width 74

Depth 33

Height 30

Ship Weight 250

Cubic Feet 46

MODEL NO.

PRICE

TET6S

USD \$ 10784

TET6AS

DESCRIPTION –

6' Table, add-on, steel



DIMENSIONS –

Width 73

Depth 33

Height 30

Ship Weight 202

Cubic Feet 46

MODEL NO.

PRICE

TET6AS

USD \$ 8167

TEB4S

DESCRIPTION –

4' Bench, steel



DIMENSIONS –

Width 50

Depth 20.4

Height 18.4

Seat Height 18

Seat Width 46

Seat Depth 17

Ship Weight 99

Cubic Feet 13

MODEL NO.

PRICE

TEB4S

USD \$ 6745

Terrace

TEB4AS

DESCRIPTION –

4' Bench, add-on, steel



DIMENSIONS –

Width 49
 Depth 20.4
 Height 18.4
 Seat Height 18
 Seat Width 46
 Seat Depth 17
 Ship Weight 81
 Cubic Feet 13

MODEL NO.	PRICE
TEB4AS	USD \$ 4757

TEB6S

DESCRIPTION –

6' Bench, steel



DIMENSIONS –

Width 74
 Depth 20.4
 Height 18.4
 Seat Height 18
 Seat Width 70
 Seat Depth 17
 Ship Weight 130
 Cubic Feet 19

MODEL NO.	PRICE
TEB6S	USD \$ 7731

TEB6AS

DESCRIPTION –

6' Bench, add-on, steel



DIMENSIONS –

Width 73
 Depth 20.4
 Height 18.4
 Seat Height 18
 Seat Width 70
 Seat Depth 17
 Ship Weight 112
 Cubic Feet 19

MODEL NO.	PRICE
TEB6AS	USD \$ 5742

Gem

Occasional Table Collection

When ordering this product, specification codes must be added to unit Model Number, as shown below.

NOTE: Additional options must be specified separately.

Gem



METAL
FRAME FINISH -

MODEL
NUMBER -

METAL FRAME
FINISH -

GETS-2020-16-SS

GM Gunmetal

MB Metallic Beige

SB Smooth Black

SS Smooth Silver

TB Textured Black

TN Textured Nickel

Gem

Occasional Table Collection

Gem

GETS-2020-16

DESCRIPTION –

End Table, soft-square



DIMENSIONS –

Width 19.75

Depth 19.75

Height 16

Cubic Feet 4

Ship Weight, solid surface 22

Ship Weight, thermofoil 21

MODEL NO.

PRICE

GETS-2020-16-S	Corian® Solid Surface top	USD \$	1439
GETS-2020-16-T	Thermofoil Top	USD \$	915

GETS-3030-16

DESCRIPTION –

Coffee Table, soft-square



DIMENSIONS –

Width 29.75

Depth 29.75

Height 16

Cubic Feet 9

Ship Weight, solid surface 39

Ship Weight, thermofoil 36

MODEL NO.

PRICE

GETS-3030-16-S	Corian® Solid Surface top	USD \$	2043
GETS-3030-16-T	Thermofoil Top	USD \$	1383

GETR-3020-16

DESCRIPTION –

Coffee Table, soft-rectangle



DIMENSIONS –

Width 29.75

Depth 19.75

Height 16

Cubic Feet 6

Ship Weight, solid surface 30

Ship Weight, thermofoil 28

MODEL NO.

PRICE

GETR-3020-16-S	Corian® Solid Surface top	USD \$	1657
GETR-3020-16-T	Thermofoil Top	USD \$	1055

Zurich

Occasional Table Collection

When ordering this product, specification codes must be added to unit Model Number, as shown below.

NOTE: Upholstery and/or additional options must be specified separately.

THERMOFOIL
TOP COLOR –

WOOD LEG
FINISH –



Zurich

MODEL
NUMBER –

WOOD LEG
FINISH –

THERMOFOIL
TOP COLOR –

ZUTF-212120-RC -WH

AR Aria	AR Aria
CL Candlelight	CL Candlelight
CN Chestnut	CN Chestnut
CH Chocolate	CH Chocolate
DV Dolce Vita	DV Dolce Vita
GR Grenada	GR Grenada
HM Hard Rock Maple	HM Hard Rock Maple
HA Havana	HA Havana
PA Palomino	PA Palomino
PE Pebble	PE Pebble
SA Sand	SA Sand
WC White Chocolate	WC White Chocolate
	WH White

Zurich

Occasional Table Collection

ZUTF-212120

DESCRIPTION –

End Table



DIMENSIONS –

Width 21

Depth 21

Height 20

Cubic Feet 5.6

Ship Weight 15.25

MODEL NO.

PRICE

ZUTF-212120	Thermofoil top	USD \$	1040
--------------------	----------------	--------	------

ZUTF-353516

DESCRIPTION –

Coffee Table



DIMENSIONS –

Width 35

Depth 35

Height 16

Cubic Feet 12

Ship Weight 27

MODEL NO.

PRICE

ZUTF-353516	Thermofoil top	USD \$	1388
--------------------	----------------	--------	------

Zurich

Rise

Adjustable Tables

Rise



LAMINATE FINISH -

EDGE STYLE -

BASE/COLUMN FINISH -

MODEL NUMBER -


EDGE STYLE -

LAMINATE FINISH -

BASE/COLUMN FINISH-

RTAH-42D -U -CL -SS

P	PVC edge	AR	Aria	SS	Smooth Silver
U	Polyurethane edge	CL	Candlelight		
		CN	Chestnut		
		CH	Chocolate		
		DV	Dolce Vita		
		GR	Grenada		
		HM	Hard Rock Maple		
		HA	Havana		
		PA	Palomino		
		PE	Pebble		
		SA	Sand		
		WC	White Chocolate		



RTAH-42D-P

DESCRIPTION –

42" Round Top
With PVC edge



DIMENSIONS –

Width 42
Depth 42
Height 29-36
Cubic Feet 32
Ship Weight 97

MODEL NO.		PRICE	
RTAH-42D-P	42" Round Top, PVC edge	USD \$	4245

RTAH-42D-U

DESCRIPTION –

42" Round Top
With polyurethane edge



DIMENSIONS –

Width 42
Depth 42
Height 29-36
Cubic Feet 32
Ship Weight 105

MODEL NO.		PRICE	
RTAH-42D-U	42" Round Top, polyurethane edge	USD \$	4545



RTAH-4242-P

DESCRIPTION –

42" Square Top
With PVC edge



DIMENSIONS –

Width 42
Depth 42
Height 29-36
Cubic Feet 32
Ship Weight 108

MODEL NO.		PRICE
RTAH-4242-P	42" Square Top, PVC edge	USD \$ 4428

RTAH-4242-U

DESCRIPTION –

42" Square Top
With polyurethane edge



DIMENSIONS –

Width 42
Depth 42
Height 29-36
Cubic Feet 32
Ship Weight 118

MODEL NO.		PRICE
RTAH-4242-U	42" Square Top, polyurethane edge	USD \$ 4753

Table, Disc Base

Dining Collection

When ordering this product, specification codes must be added to unit Model Number, as shown below.

NOTE: Upholstery and/or additional options must be specified separately.



LAMINATE
WOOD FINISH –

EDGE
STYLE –

BASE/COLUMN
FINISH –

ab
S
B
C
S
I
D

MODEL
NUMBER –

EDGE
STYLE –

LAMINATE
WOOD FINISH –

BASE/COLUMN
FINISH –

FHDB-36D –S –HM –SS

P 3mm PVC	AR Aria	GM Gunmetal
S Polyurethane no-drip edge	CL Candlelight	MB Metallic Beige
	CN Chestnut	SB Smooth Black
	CH Chocolate	SS Smooth Silver
	DV Dolce Vita	TB Textured Black
	GR Grenada	TN Textured Nickel
	HM Hard Rock Maple	
	HA Havana	
	PA Palomino	
	PE Pebble	
	SA Sand	
	WC White Chocolate	

Table, Disc Base

Dining Collection

FHDB-36D

DESCRIPTION –

Round Top, disc base
36" diameter



DIMENSIONS –

Width 36
Depth 36
Height 29
Cubic Feet 24
Ship Weight 75

MODEL NO.		PRICE
FHDB-36D-P	3mm PVC edge	USD \$ 2119
FHDB-36D-S	Polyurethane no-drip edge	USD \$ 2801

FHDB-42D

DESCRIPTION –

Round Top, disc base
42" diameter



DIMENSIONS –

Width 42
Depth 42
Height 29
Cubic Feet 32
Ship Weight 92

MODEL NO.		PRICE
FHDB-42D-P	3mm PVC edge	USD \$ 2153
FHDB-42D-S	Polyurethane no-drip edge	USD \$ 2831

FHDBB-36D

DESCRIPTION –



Round Top, disc base
36" diameter



DIMENSIONS –

Width 36
Depth 36
Height 42
Cubic Feet 34
Ship Weight 75

MODEL NO.		PRICE
FHDBB-36D-P	3mm PVC edge	USD \$ 2301
FHDBB-36D-S	Polyurethane no-drip edge	USD \$ 2983



Table, Disc Base

Dining Collection

FHDB-3636

DESCRIPTION –

Square Top, disc base
36" x 36"



DIMENSIONS –

Width 36
Depth 36
Height 29
Cubic Feet 24
Ship Weight 90

MODEL NO.		PRICE
FHDB-3636-P	3mm PVC edge	USD \$ 2056
FHDB-3636-S	Polyurethane no-drip edge	USD \$ 2738

FHDB-4242

DESCRIPTION –

Square Top, disc base
42" x 42"



DIMENSIONS –

Width 42
Depth 42
Height 29
Cubic Feet 32
Ship Weight 112

MODEL NO.		PRICE
FHDB-4242-P	3mm PVC edge	USD \$ 2085
FHDB-4242-S	Polyurethane no-drip edge	USD \$ 2772

FHDBB-3636

DESCRIPTION –

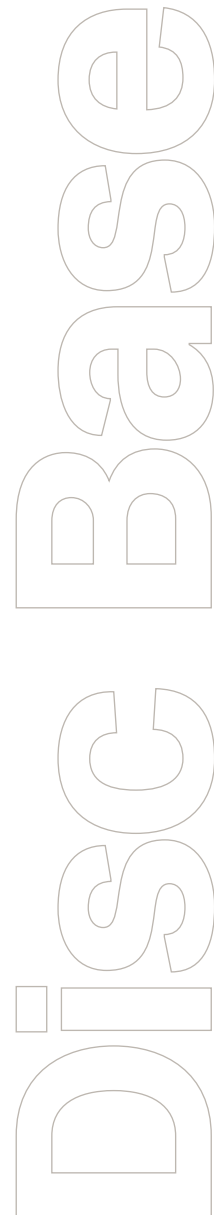
Square Top, disc base
36" x 36"



DIMENSIONS –

Width 36
Depth 36
Height 42
Cubic Feet 34
Ship Weight 92

MODEL NO.		PRICE
FHDBB-3636-P	3mm PVC edge	USD \$ 2238
FHDBB-3636-S	Polyurethane no-drip edge	USD \$ 2920





Bali

Occasional Table Collection

When ordering this product, specification codes must be added to unit Model Number, as shown below.

NOTE: Upholstery and/or additional options must be specified separately.



LAMINATE
FINISH -

METAL BASE
FINISH -

MODEL
NUMBER -

LAMINATE
FINISH -


METAL BASE
FINISH -

DRT-20D-16-H-CH -GM

AR Aria	GM Gunmetal
CL Candlelight	MB Metallic Beige
CN Chestnut	SB Smooth Black
CH Chocolate	SS Smooth Silver
DV Dolce Vita	TB Textured Black
GR Grenada	TN Textured Nickel
HM Hard Rock Maple	
HA Havana	
PA Palomino	
PE Pebble	
SA Sand	
WC White Chocolate	

Bali

Occasional Table Collection



DRT-20D-16-H

DESCRIPTION –

Drum Table
20" x 16"



DIMENSIONS –

Width 20
Height 16
Cubic Feet 4
Ship Weight 36

OPTIONS –

Power/USB A+C +395

LOCATED TOP REAR POWER WITH 2 USB PORTS

MODEL NO.		PRICE
DRT-20D-16-H	Laminate drum table	USD \$ 1730

DRT-20D-20-H

DESCRIPTION –

Drum Table
20" x 20"



DIMENSIONS –

Width 20
Height 20
Cubic Feet 5
Ship Weight 42

OPTIONS –

Power/USB A+C +395

LOCATED TOP REAR POWER WITH 2 USB PORTS

MODEL NO.		PRICE
DRT-20D-20-H	Laminate drum table	USD \$ 1794

DRT-24D-16-H

DESCRIPTION –

Drum Table
24" x 16"



DIMENSIONS –

Width 24
Height 16
Cubic Feet 5
Ship Weight 47

OPTIONS –


Power/USB A+C +395

LOCATED TOP REAR POWER WITH 2 USB PORTS

MODEL NO.		PRICE
DRT-24D-16-H	Laminate drum table	USD \$ 1857

Bali

Occasional Table Collection



DRT-24D-20-H

DESCRIPTION –

Drum Table
24" x 20"



DIMENSIONS –

Width 24
Height 20
Cubic Feet 7
Ship Weight 54

OPTIONS –

Power/USB A+C +395



LOCATED
TOP REAR



POWER WITH
2 USB PORTS

MODEL NO.

PRICE

MODEL NO.		PRICE
DRT-24D-20-H	Laminate drum table	USD \$ 1922

DRT-30D-16-H

DESCRIPTION –

Drum Table
30" x 16"



DIMENSIONS –

Width 30
Height 16
Cubic Feet 8
Ship Weight 65

OPTIONS –

Power/USB A+C +395



LOCATED
TOP CENTER



POWER WITH
2 USB PORTS

MODEL NO.

PRICE

MODEL NO.		PRICE
DRT-30D-16-H	Laminate drum table	USD \$ 1986

DRT-30D-20-H

DESCRIPTION –

Drum Table
30" x 20"



DIMENSIONS –

Width 30
Height 20
Cubic Feet 10
Ship Weight 73

OPTIONS –

Power/USB A+C +395



LOCATED
TOP CENTER



POWER WITH
2 USB PORTS


MODEL NO.

PRICE

MODEL NO.		PRICE
DRT-30D-20-H	Laminate drum table	USD \$ 2046

Bali

Occasional Table Collection



DRT-36D-16-H

DESCRIPTION -

Drum Table
36" x 16"



DIMENSIONS -

Width 36
Height 16
Cubic Feet 12
Ship Weight 86

OPTIONS -

Power/USB A+C +395



LOCATED
TOP CENTER



POWER WITH
2 USB PORTS

MODEL NO.

PRICE

MODEL NO.		PRICE
DRT-36D-16-H	Laminate drum table	USD \$ 2169

DRT-36D-20-H

DESCRIPTION -

Drum Table
36" x 20"



DIMENSIONS -

Width 36
Height 20
Cubic Feet 15
Ship Weight 97

OPTIONS -

Power/USB A+C +395



LOCATED
TOP CENTER



POWER WITH
2 USB PORTS

MODEL NO.

PRICE

MODEL NO.		PRICE
DRT-36D-20-H	Laminate drum table	USD \$ 2292

DRT-42D-16-H

DESCRIPTION -

Drum Table
42" x 16"



DIMENSIONS -

Width 42
Height 16
Cubic Feet 16
Ship Weight 110

OPTIONS -

Power/USB A+C +395



LOCATED
TOP CENTER



POWER WITH
2 USB PORTS


MODEL NO.

PRICE

MODEL NO.		PRICE
DRT-42D-16-H	Laminate drum table	USD \$ 2413

Bali

Occasional Table Collection



DRT-20D-16-BH-H

DESCRIPTION –

Drum Table, plinth base
20" x 16"



DIMENSIONS –

Width 20
Height 16
Cubic Feet 4
Ship Weight 56

OPTIONS –

Power/USB A+C +395

LOCATED TOP REAR POWER WITH 2 USB PORTS

MODEL NO.		PRICE
DRT-20D-16-BH-H	Laminate drum table, plinth base	USD \$ 2283

DRT-20D-20-BH-H

DESCRIPTION –

Drum Table, plinth base
20" x 20"



DIMENSIONS –

Width 20
Height 20
Cubic Feet 5
Ship Weight 62

OPTIONS –

Power/USB A+C +395

LOCATED TOP REAR POWER WITH 2 USB PORTS

MODEL NO.		PRICE
DRT-20D-20-BH-H	Laminate drum table, plinth base	USD \$ 2436

DRT-24D-16-BH-H

DESCRIPTION –

Drum Table, plinth base
24" x 16"



DIMENSIONS –

Width 24
Height 16
Cubic Feet 5
Ship Weight 76

OPTIONS –


Power/USB A+C +395

LOCATED TOP REAR POWER WITH 2 USB PORTS

MODEL NO.		PRICE
DRT-24D-16-BH-H	Laminate drum table, plinth base	USD \$ 2590

Bali

Occasional Table Collection



DRT-24D-20-BH-H

DESCRIPTION –

Drum Table, plinth base
24" x 20"



DIMENSIONS –

Width 24
Height 20
Cubic Feet 7
Ship Weight 83

OPTIONS –

Power/USB A+C +395

LOCATED TOP REAR POWER WITH 2 USB PORTS

MODEL NO.		PRICE
DRT-24D-20-BH-H	Laminate drum table plinth bas	USD \$ 2744

DRT-30D-16-BH-H

DESCRIPTION –

Drum Table, plinth base
30" x 16"



DIMENSIONS –

Width 30
Height 16
Cubic Feet 8
Ship Weight 112

OPTIONS –

Power/USB A+C +395

LOCATED TOP CENTER POWER WITH 2 USB PORTS

MODEL NO.		PRICE
DRT-30D-16-BH-H	Laminate drum table, plinth base	USD \$ 2898

DRT-30D-20-BH-H

DESCRIPTION –

Drum Table, plinth base
30" x 20"



DIMENSIONS –

Width 30
Height 20
Cubic Feet 10
Ship Weight 121

OPTIONS –


Power/USB A+C +395

LOCATED TOP CENTER POWER WITH 2 USB PORTS

MODEL NO.		PRICE
DRT-30D-20-BH-H	Laminate drum table, plinth base	USD \$ 3050

Bali

Occasional Table Collection



DRT-36D-16-BH-H

DESCRIPTION –

Drum Table, plinth base
36" x 16"



DIMENSIONS –

Width 36
Height 16
Cubic Feet 12
Ship Weight 156

OPTIONS –

Power/USB A+C +395



LOCATED TOP CENTER



POWER WITH 2 USB PORTS

MODEL NO.

PRICE

MODEL NO.		PRICE
DRT-36D-16-BH-H	Laminate drum table, plinth base	USD \$ 3263

DRT-36D-20-BH-H

DESCRIPTION –

Drum Table, plinth base
36" x 20"



DIMENSIONS –

Width 36
Height 20
Cubic Feet 15
Ship Weight 166

OPTIONS –

Power/USB A+C +395



LOCATED TOP CENTER



POWER WITH 2 USB PORTS

MODEL NO.

PRICE

MODEL NO.		PRICE
DRT-36D-20-BH-H	Laminate drum table, plinth base	USD \$ 3478

DRT-42D-16-BH-H

DESCRIPTION –

Drum Table, plinth base
42" x 16"



DIMENSIONS –

Width 42
Height 16
Cubic Feet 16
Ship Weight 205

OPTIONS –

Power/USB A+C +395



LOCATED TOP CENTER




POWER WITH 2 USB PORTS

MODEL NO.

PRICE

MODEL NO.		PRICE
DRT-42D-16-BH-H	Laminate drum table, plinth base	USD \$ 3693



DRT-20D-16-H-S

DESCRIPTION –

Drum Table
20" x 16"



DIMENSIONS –

Width 20
Height 16
Cubic Feet 4
Ship Weight 17.25

OPTIONS –

Power/USB A+C +395



LOCATED
TOP REAR



POWER WITH
2 USB PORTS

MODEL NO. PRICE

DRT-20D-16-H-S Laminate drum table, solid surface top USD \$ 1954

DRT-20D-20-H-S

DESCRIPTION –

Drum Table
20" x 20"



DIMENSIONS –

Width 20
Height 20
Cubic Feet 5
Ship Weight 20

OPTIONS –

Power/USB A+C +395



LOCATED
TOP REAR



POWER WITH
2 USB PORTS

MODEL NO. PRICE

DRT-20D-20-H-S Laminate drum table, solid surface top USD \$ 2042

DRT-24D-16-H-S

DESCRIPTION –

Drum Table
24" x 16"



DIMENSIONS –

Width 24
Height 16
Cubic Feet 5
Ship Weight 22.5

OPTIONS –

Power/USB A+C +395



LOCATED
TOP REAR




POWER WITH
2 USB PORTS

MODEL NO. PRICE

DRT-24D-16-H-S Laminate drum table, solid surface top USD \$ 2105

Bali

Occasional Table Collection



DRT-24D-20-H-S

DESCRIPTION –

Drum Table
24" x 20"



DIMENSIONS –

Width 24
Height 20
Cubic Feet 7
Ship Weight 26

OPTIONS –

Power/USB A+C

+395



LOCATED
TOP REAR



POWER WITH
2 USB PORTS

MODEL NO.

PRICE

MODEL NO.		PRICE
DRT-24D-20-H-S	Laminate drum table, solid surface top	USD \$ 2223

DRT-30D-16-H-S

DESCRIPTION –

Drum Table
30" x 16"



DIMENSIONS –

Width 30
Height 16
Cubic Feet 8
Ship Weight 31

OPTIONS –

Power/USB A+C

+395



LOCATED
TOP CENTER



POWER WITH
2 USB PORTS

MODEL NO.

PRICE

MODEL NO.		PRICE
DRT-30D-16-H-S	Laminate drum table, solid surface top	USD \$ 2339

DRT-30D-20-H-S

DESCRIPTION –

Drum Table
30" x 20"



DIMENSIONS –

Width 30
Height 20
Cubic Feet 10
Ship Weight 35

OPTIONS –

Power/USB A+C

+395



LOCATED
TOP CENTER




POWER WITH
2 USB PORTS

MODEL NO.

PRICE

MODEL NO.		PRICE
DRT-30D-20-H-S	Laminate drum table, solid surface top	USD \$ 2400



DRT-36D-16-H-S

DESCRIPTION –

Drum Table
36" x 16"



DIMENSIONS –

Width 36
Height 16
Cubic Feet 12
Ship Weight 41

OPTIONS –

Power/USB A+C +395



LOCATED
TOP CENTER



POWER WITH
2 USB PORTS

MODEL NO.		PRICE
DRT-36D-16-H-S	Laminate drum table, solid surface top	USD \$ 2693

DRT-36D-20-H-S

DESCRIPTION –

Drum Table
36" x 20"



DIMENSIONS –

Width 36
Height 20
Cubic Feet 15
Ship Weight 46

OPTIONS –

Power/USB A+C +395



LOCATED
TOP CENTER



POWER WITH
2 USB PORTS

MODEL NO.		PRICE
DRT-36D-20-H-S	Laminate drum table, solid surface top	USD \$ 2808

DRT-42D-16-H-S

DESCRIPTION –

Drum Table
42" x 16"



DIMENSIONS –

Width 42
Height 16
Cubic Feet 16
Ship Weight 53

OPTIONS –

Power/USB A+C +395



LOCATED
TOP CENTER




POWER WITH
2 USB PORTS

MODEL NO.		PRICE
DRT-42D-16-H-S	Laminate drum table, solid surface top	USD \$ 3022

Bali

Occasional Table Collection



DRT-20D-16-BH-H-S

DESCRIPTION –

Drum Table, plinth base
20" x 16"



DIMENSIONS –

Width 20
Height 16
Cubic Feet 4
Ship Weight 72.5

OPTIONS –

Power/USB A+C +395
 LOCATED TOP REAR
 POWER WITH 2 USB PORTS

MODEL NO.	PRICE
DRT-20D-16-BH-H-S Laminate, plinth base, solid surface top	USD \$ 2507

DRT-20D-20-BH-H-S

DESCRIPTION –

Drum Table, plinth base
20" x 20"



DIMENSIONS –

Width 20
Height 20
Cubic Feet 5
Ship Weight 78

OPTIONS –

Power/USB A+C +395
 LOCATED TOP REAR
 POWER WITH 2 USB PORTS

MODEL NO.	PRICE
DRT-20D-20-BH-H-S Laminate, plinth base, solid surface top	USD \$ 2661

DRT-24D-16-BH-H-S

DESCRIPTION –

Drum Table, plinth base
24" x 16"



DIMENSIONS –

Width 24
Height 16
Cubic Feet 5
Ship Weight 82.5


OPTIONS –

Power/USB A+C +395
 LOCATED TOP REAR
 POWER WITH 2 USB PORTS

MODEL NO.	PRICE
DRT-24D-16-BH-H-S Laminate, plinth base, solid surface top	USD \$ 2878

Bali

Occasional Table Collection



DRT-24D-20-BH-H-S

DESCRIPTION –

Drum Table, plinth base
24" x 20"



DIMENSIONS –

Width 24
Height 20
Cubic Feet 7
Ship Weight 88

OPTIONS –

Power/USB A+C +395



LOCATED
TOP REAR



POWER WITH
2 USB PORTS

MODEL NO.

PRICE

DRT-24D-20-BH-H-S Laminate, plinth base, solid surface top USD \$ 3031

DRT-30D-16-BH-H-S

DESCRIPTION –

Drum Table, plinth base
30" x 16"



DIMENSIONS –

Width 30
Height 16
Cubic Feet 8
Ship Weight 81

OPTIONS –

Power/USB A+C +395



LOCATED
TOP CENTER



POWER WITH
2 USB PORTS

MODEL NO.

PRICE

DRT-30D-16-BH-H-S Laminate, plinth base, solid surface top USD \$ 3237

DRT-30D-20-BH-H-S

DESCRIPTION –

Drum Table, plinth base
30" x 20"



DIMENSIONS –

Width 30
Height 20
Cubic Feet 10
Ship Weight 85

OPTIONS –

Power/USB A+C +395



LOCATED
TOP CENTER



POWER WITH
2 USB PORTS


MODEL NO.

PRICE

DRT-30D-20-BH-H-S Laminate, plinth base, solid surface top USD \$ 3388

Bali

Occasional Table Collection



DRT-36D-16-BH-H-S

DESCRIPTION –

Drum Table, plinth base
36" x 16"



DIMENSIONS –

Width 36
Height 16
Cubic Feet 12
Ship Weight 114

OPTIONS –

Power/USB A+C +395

	
LOCATED TOP CENTER	POWER WITH 2 USB PORTS

MODEL NO.		PRICE
DRT-36D-16-BH-H-S	Laminate, plinth base, solid surface top	USD \$ 3781

DRT-36D-20-BH-H-S

DESCRIPTION –

Drum Table, plinth base
36" x 20"



DIMENSIONS –

Width 36
Height 20
Cubic Feet 15
Ship Weight 130

OPTIONS –

Power/USB A+C +395

	
LOCATED TOP CENTER	POWER WITH 2 USB PORTS

MODEL NO.		PRICE
DRT-36D-20-BH-H-S	Laminate, plinth base, solid surface top	USD \$ 3994

DRT-42D-16-BH-H-S

DESCRIPTION –

Drum Table, plinth base
42" x 16"



DIMENSIONS –

Width 42
Height 16
Cubic Feet 16
Ship Weight 150

OPTIONS –

Power/USB A+C +395

	
LOCATED TOP CENTER	POWER WITH 2 USB PORTS

MODEL NO.		PRICE
DRT-42D-16-BH-H-S	Laminate, plinth base, solid surface top	USD \$ 4295

Bora

Occasional Table Collection

When ordering this product, specification codes must be added to unit Model Number, as shown below.

NOTE: Upholstery and/or additional options must be specified separately.

Bora



METAL BASE
FINISH -

MODEL
NUMBER -

METAL BASE
FINISH -


DRT20D16-U -CH

- GM** Gunmetal
- MB** Metallic Beige
- SB** Smooth Black
- SS** Smooth Silver
- TB** Textured Black
- TN** Textured Nickel

Bora

Occasional Table Collection

All prices are in US dollars (USD).



DRT20D16-U

DESCRIPTION -

Drum Table
20" x 16"



DIMENSIONS -

Width 20
Height 16
COM Yard 2
Cubic Feet 4
Ship Weight 19

OPTIONS -

Moisture barrier +40
Power/USB A+C +495



LOCATED
SIDE FRONT



POWER WITH
2 USB PORTS

MODEL NO.	COM/1	2	3	4	5	6	7	8
DRT20D16-U	1730	1781	1830	1882	1931	1981	2033	2083

DRT20D20-U

DESCRIPTION -

Drum Table
20" x 20"



DIMENSIONS -

Width 20
Height 20
COM Yard 2
Cubic Feet 5
Ship Weight 23

OPTIONS -

Moisture barrier +40
Power/USB A+C +495



LOCATED
SIDE FRONT



POWER WITH
2 USB PORTS

MODEL NO.	COM/1	2	3	4	5	6	7	8
DRT20D20-U	1794	1856	1918	1980	2043	2104	2167	2229

DRT24D16-U

DESCRIPTION -

Drum Table
24" x 16"



DIMENSIONS -

Width 24
Height 16
COM Yard 2.25
Cubic Feet 5
Ship Weight 26

OPTIONS -

Moisture barrier +45
Power/USB A+C +495



LOCATED
SIDE FRONT




POWER WITH
2 USB PORTS

MODEL NO.	COM/1	2	3	4	5	6	7	8
DRT24D16-U	1857	1932	2006	2079	2154	2228	2303	2377

Bora

Occasional Table Collection

All prices are in US dollars (USD).



DRT24D20-U

DESCRIPTION -

Drum Table
24" x 20"



DIMENSIONS -

Width 24
Height 20
COM Yard 2.25
Cubic Feet 7
Ship Weight 30

OPTIONS -

Moisture barrier +55
Power/USB A+C +495



LOCATED
SIDE FRONT



POWER WITH
2 USB PORTS

MODEL NO.	COM/1	2	3	4	5	6	7	8
DRT24D20-U	1922	2008	2093	2179	2266	2352	2439	2526

DRT30D16-U

DESCRIPTION -

Drum Table
30" x 16"



DIMENSIONS -

Width 30
Height 16
COM Yard 2.75
Cubic Feet 8
Ship Weight 35

OPTIONS -

Moisture barrier +45
Power/USB A+C +395



LOCATED
SIDE FRONT



POWER WITH
2 USB PORTS

MODEL NO.	COM/1	2	3	4	5	6	7	8
DRT30D16-U	1986	2083	2180	2277	2378	2474	2575	2674

DRT30D20-U

DESCRIPTION -

Drum Table
30" x 20"



DIMENSIONS -

Width 30
Height 20
COM Yard 2.75
Cubic Feet 10
Ship Weight 41

OPTIONS -

Moisture barrier +70
Power/USB A+C +495



LOCATED
SIDE FRONT




POWER WITH
2 USB PORTS

MODEL NO.	COM/1	2	3	4	5	6	7	8
DRT30D20-U	2046	2158	2267	2378	2489	2598	2708	2819

Bora

Occasional Table Collection

All prices are in US dollars (USD).



DRT36D16-U

DESCRIPTION –

Drum Table
36" x 16"



DIMENSIONS –

Width 36
Height 16
COM Yard 2.75
Cubic Feet 12
Ship Weight 43

OPTIONS –

Moisture barrier +70
Power/USB A+C +495



LOCATED SIDE FRONT POWER WITH 2 USB PORTS

MODEL NO.	COM/1	2	3	4	5	6	7	8
DRT36D16-U	2169	2293	2416	2539	2663	2787	2911	3035

DRT36D20-U

DESCRIPTION –

Drum Table
36" x 20"



DIMENSIONS –

Width 36
Height 20
COM Yard 2.75
Cubic Feet 15
Ship Weight 47

OPTIONS –

Moisture barrier +85
Power/USB A+C +495



LOCATED SIDE FRONT POWER WITH 2 USB PORTS

MODEL NO.	COM/1	2	3	4	5	6	7	8
DRT36D20-U	2292	2429	2564	2701	2839	2976	3114	3252

DRT42D16-U

DESCRIPTION –

Drum Table
42" x 16"



DIMENSIONS –

Width 42
Height 16
COM Yard 3.25
Cubic Feet 16
Ship Weight 55

OPTIONS –

Moisture barrier +75
Power/USB A+C +495



LOCATED SIDE FRONT POWER WITH 2 USB PORTS

MODEL NO.	COM/1	2	3	4	5	6	7	8
DRT42D16-U	2413	2563	2714	2863	3015	3165	3316	3467

Bora

Occasional Table Collection

All prices are in US dollars (USD).



DRT20D16-U-PL

DESCRIPTION –

Drum Table, plinth base
20" x 16"



DIMENSIONS –

Width 20
Height 16
COM Yard 2
Cubic Feet 4
Ship Weight 41

OPTIONS –

Moisture barrier +40
Power/USB A+C +495



LOCATED SIDE FRONT

POWER WITH 2 USB PORTS

MODEL NO.	COM/1	2	3	4	5	6	7	8
DRT20D16-U-PL	2283	2332	2384	2433	2483	2533	2584	2634

DRT20D20-U-PL

DESCRIPTION –

Drum Table, plinth base
20" x 20"



DIMENSIONS –

Width 20
Height 20
COM Yard 2
Cubic Feet 5
Ship Weight 44

OPTIONS –

Moisture barrier +40
Power/USB A+C +495



LOCATED SIDE FRONT

POWER WITH 2 USB PORTS

MODEL NO.	COM/1	2	3	4	5	6	7	8
DRT20D20-U-PL	2436	2498	2560	2623	2685	2747	2810	2872

DRT24D16-U-PL

DESCRIPTION –

Drum Table, plinth base
24" x 16"



DIMENSIONS –

Width 24
Height 16
COM Yard 2.25
Cubic Feet 5
Ship Weight 57

OPTIONS –

Moisture barrier +45
Power/USB A+C +495



LOCATED SIDE FRONT

POWER WITH 2 USB PORTS

MODEL NO.	COM/1	2	3	4	5	6	7	8
DRT24D16-U-PL	2590	2663	2737	2813	2888	2960	3036	3112

Bora

Occasional Table Collection

All prices are in US dollars (USD).

Bora

DRT24D20-U-PL

DESCRIPTION –

Drum Table, plinth base
24" x 20"



DIMENSIONS –

Width 24
Height 20
COM Yard 2.25
Cubic Feet 7
Ship Weight 60

OPTIONS –

Moisture barrier +55
Power/USB A+C +495



LOCATED
SIDE FRONT



POWER WITH
2 USB PORTS

MODEL NO.	COM/1	2	3	4	5	6	7	8
DRT24D20-U-PL	2744	2829	2915	3003	3089	3174	3262	3352

DRT30D16-U-PL

DESCRIPTION –

Drum Table, plinth base
30" x 16"



DIMENSIONS –

Width 30
Height 16
COM Yard 2.75
Cubic Feet 8
Ship Weight 85

OPTIONS –

Moisture barrier +45
Power/USB A+C +495



LOCATED
SIDE FRONT



POWER WITH
2 USB PORTS

MODEL NO.	COM/1	2	3	4	5	6	7	8
DRT30D16-U-PL	2898	2995	3092	3193	3291	3387	3489	3591

DRT30D20-U-PL

DESCRIPTION –

Drum Table, plinth base
30" x 20"



DIMENSIONS –

Width 30
Height 20
COM Yard 2.75
Cubic Feet 10
Ship Weight 90

OPTIONS –

Moisture barrier +70
Power/USB A+C +495



LOCATED
SIDE FRONT




POWER WITH
2 USB PORTS

MODEL NO.	COM/1	2	3	4	5	6	7	8
DRT30D20-U-PL	3050	3161	3271	3381	3492	3602	3712	3823

Bora

Occasional Table Collection

All prices are in US dollars (USD).



DRT36D16-U-PL

DESCRIPTION –

Drum Table, plinth base
36" x 16"



DIMENSIONS –

Width 36
Height 16
COM Yard 2.75
Cubic Feet 12
Ship Weight 115

OPTIONS –

Moisture barrier +70
Power/USB A+C +495



MODEL NO.	COM/1	2	3	4	5	6	7	8
DRT36D16-U-PL	3263	3387	3511	3635	3759	3883	4007	4130

DRT36D20-U-PL

DESCRIPTION –

Drum Table, plinth base
36" x 20"



DIMENSIONS –

Width 36
Height 20
COM Yard 2.75
Cubic Feet 15
Ship Weight 118

OPTIONS –

Moisture barrier +85
Power/USB A+C +495



MODEL NO.	COM/1	2	3	4	5	6	7	8
DRT36D20-U-PL	3478	3614	3753	3889	4026	4164	4302	4440

DRT42D16-U-PL

DESCRIPTION –

Drum Table, plinth base
42" x 16"



DIMENSIONS –

Width 42
Height 16
COM Yard 3.25
Cubic Feet 16
Ship Weight 150

OPTIONS –

Moisture barrier +75
Power/USB A+C +495




MODEL NO.	COM/1	2	3	4	5	6	7	8
DRT42D16-U-PL	3693	3842	3993	4143	4295	4445	4595	4747

Bora

Occasional Table Collection

All prices are in US dollars (USD).



DRT20D16-U-S

DESCRIPTION –

Drum Table
With solid surface top
20" x 16"



DIMENSIONS –

Width 20
Height 16
COM Yard 2
Cubic Feet 4
Ship Weight 19

OPTIONS –

Moisture barrier +40
Power/USB A+C +395



LOCATED
TOP REAR



POWER WITH
2 USB PORTS

MODEL NO.	COM/1	2	3	4	5	6	7	8
DRT20D16-U-S	1978	2029	2078	2129	2179	2229	2280	2330

DRT20D20-U-S

DESCRIPTION –

Drum Table
With solid surface top
20" x 20"



DIMENSIONS –

Width 20
Height 20
COM Yard 2
Cubic Feet 5
Ship Weight 23

OPTIONS –

Moisture barrier +40
Power/USB A+C +395



LOCATED
TOP REAR



POWER WITH
2 USB PORTS

MODEL NO.	COM/1	2	3	4	5	6	7	8
DRT20D20-U-S	2042	2104	2166	2228	2291	2352	2415	2477

DRT24D16-U-S

DESCRIPTION –

Drum Table
With solid surface top
24" x 16"



DIMENSIONS –

Width 24
Height 16
COM Yard 2.5
Cubic Feet 5
Ship Weight 26

OPTIONS –

Moisture barrier +45
Power/USB A+C +395



LOCATED
TOP REAR



POWER WITH
2 USB PORTS

MODEL NO.	COM/1	2	3	4	5	6	7	8
DRT24D16-U-S	2158	2232	2306	2379	2454	2528	2603	2678

Bora

Occasional Table Collection

All prices are in US dollars (USD).



DRT24D20-U-S

DESCRIPTION –

Drum Table
 With solid surface top
 24" x 20"



DIMENSIONS –

Width 24
 Height 20
 COM Yard 2.25
 Cubic Feet 7
 Ship Weight 30

OPTIONS –

Moisture barrier +55
 Power/USB A+C +395



MODEL NO.	COM/1	2	3	4	5	6	7	8
DRT24D20-U-S	2223	2309	2393	2479	2566	2652	2739	2827

DRT30D16-U-S

DESCRIPTION –

Drum Table
 With solid surface top
 30" x 16"



DIMENSIONS –

Width 30
 Height 16
 COM Yard 2.75
 Cubic Feet 8
 Ship Weight 35

OPTIONS –

Moisture barrier +45
 Power/USB A+C +395



MODEL NO.	COM/1	2	3	4	5	6	7	8
DRT30D16-U-S	2339	2437	2534	2631	2731	2827	2928	3028

DRT30D20-U-S

DESCRIPTION –

Drum Table, solid surface top
 With solid surface top
 30" x 20"



DIMENSIONS –

Width 30
 Height 20
 COM Yard 2.75
 Cubic Feet 10
 Ship Weight 41

OPTIONS –

Moisture barrier +70
 Power/USB A+C +395



MODEL NO.	COM/1	2	3	4	5	6	7	8
DRT30D20-U-S	2400	2512	2621	2731	2842	2951	3061	3172

Bora

Occasional Table Collection

All prices are in US dollars (USD).



DRT36D16-U-S

DESCRIPTION –

Drum Table
With solid surface top
36" x 16"



DIMENSIONS –

Width 36
Height 16
COM Yard 1.75
Cubic Feet 12
Ship Weight 43

OPTIONS –

Moisture barrier +70
Power/USB A+C +395



LOCATED
TOP CENTER



POWER WITH
2 USB PORTS

MODEL NO.	COM/1	2	3	4	5	6	7	8
DRT36D16-U-S	2693	2817	2938	3062	3187	3311	3435	3558

DRT36D20-U-S

DESCRIPTION –

Drum Table
With solid surface top
36" x 20"



DIMENSIONS –

Width 36
Height 20
COM Yard 1.75
Cubic Feet 15
Ship Weight 47

OPTIONS –

Moisture barrier +85
Power/USB A+C +395



LOCATED
TOP CENTER



POWER WITH
2 USB PORTS

MODEL NO.	COM/1	2	3	4	5	6	7	8
DRT36D20-U-S	2814	2953	3088	3225	3362	3500	3637	3775

DRT42D16-U-S

DESCRIPTION –

Drum Table
With solid surface top
42" x 16"



DIMENSIONS –

Width 42
Height 16
COM Yard 2
Cubic Feet 16
Ship Weight 55

OPTIONS –

Moisture barrier +75
Power/USB A+C +395



LOCATED
TOP CENTER



POWER WITH
2 USB PORTS

MODEL NO.	COM/1	2	3	4	5	6	7	8
DRT42D16-U-S	3022	3172	3323	3473	3625	3774	3925	4076

Bora

Occasional Table Collection

All prices are in US dollars (USD).



DRT20D16-U-PL-S

DESCRIPTION –

Drum Table, plinth base
With solid surface top
20" x 16"



DIMENSIONS –

Width 20
Height 16
COM Yard 2
Cubic Feet 4
Ship Weight 41

OPTIONS –

Moisture barrier +40
Power/USB A+C +395



MODEL NO.	COM/1	2	3	4	5	6	7	8
DRT20D16-U-PL-S	2532	2581	2631	2681	2731	2781	2832	2882

DRT20D20-U-PL-S

DESCRIPTION –

Drum Table, plinth base
With solid surface top
20" x 20"



DIMENSIONS –

Width 20
Height 20
COM Yard 2
Cubic Feet 5
Ship Weight 44

OPTIONS –

Moisture barrier +40
Power/USB A+C +395



MODEL NO.	COM/1	2	3	4	5	6	7	8
DRT20D20-U-PL-S	2685	2746	2808	2871	2933	2995	3058	3120

DRT24D16-U-PL-S

DESCRIPTION –

Drum Table, plinth base
With solid surface top
24" x 16"



DIMENSIONS –

Width 24
Height 16
COM Yard 2.25
Cubic Feet 5
Ship Weight 57

OPTIONS –

Moisture barrier +45
Power/USB A+C +395




MODEL NO.	COM/1	2	3	4	5	6	7	8
DRT24D16-U-PL-S	2892	2964	3039	3114	3188	3261	3330	3413

Bora

Occasional Table Collection

All prices are in US dollars (USD).



DRT24D20-U-PL-S

DESCRIPTION –

Drum Table, plinth base
With solid surface top
24" x 20"



DIMENSIONS –

Width 24
Height 20
COM Yard 2.25
Cubic Feet 7
Ship Weight 60

OPTIONS –

Moisture barrier +55
Power/USB A+C +395



LOCATED
TOP REAR



POWER WITH
2 USB PORTS

MODEL NO.	COM/1	2	3	4	5	6	7	8
DRT24D20-U-PL-S	3045	3129	3215	3304	3389	3474	3563	3652

DRT30D16-U-PL-S

DESCRIPTION –

Drum Table, plinth base
With solid surface top
30" x 16"



DIMENSIONS –

Width 30
Height 16
COM Yard 2.75
Cubic Feet 8
Ship Weight 85

OPTIONS –

Moisture barrier +45
Power/USB A+C +395



LOCATED
TOP CENTER



POWER WITH
2 USB PORTS

MODEL NO.	COM/1	2	3	4	5	6	7	8
DRT30D16-U-PL-S	3252	3348	3445	3547	3645	3740	3843	3945

DRT30D20-U-PL-S

DESCRIPTION –

Drum Table, plinth base
With solid surface top
30" x 20"



DIMENSIONS –

Width 30
Height 20
COM Yard 2.75
Cubic Feet 10
Ship Weight 90

OPTIONS –

Moisture barrier +70
Power/USB A+C +395



LOCATED
TOP CENTER




POWER WITH
2 USB PORTS

MODEL NO.	COM/1	2	3	4	5	6	7	8
DRT30D20-U-PL-S	3403	3514	3624	3735	3845	3955	4066	4177

Bora

Occasional Table Collection

All prices are in US dollars (USD).



DRT36D16-U-PL-S

DESCRIPTION –

Drum Table, plinth base
With solid surface top
36" x 16"



DIMENSIONS –

Width 36
Height 16
COM Yard 1.75
Cubic Feet 12
Ship Weight 115

OPTIONS –

Moisture barrier +70
Power/USB A+C +395



MODEL NO.	COM/1	2	3	4	5	6	7	8
DRT36D16-U-PL-S	3787	3910	4034	4158	4282	4406	4530	4653

DRT36D20-U-PL-S

DESCRIPTION –

Drum Table, plinth base
With solid surface top
36" x 20"



DIMENSIONS –

Width 36
Height 20
COM Yard 1.75
Cubic Feet 15
Ship Weight 118

OPTIONS –

Moisture barrier +85
Power/USB A+C +395



MODEL NO.	COM/1	2	3	4	5	6	7	8
DRT36D20-U-PL-S	4001	4137	4276	4413	4550	4687	4826	4963

DRT42D16-U-PL-S

DESCRIPTION –

Drum Table, plinth base
With solid surface top
42" x 16"



DIMENSIONS –

Width 42
Height 16
COM Yard 2
Cubic Feet 16
Ship Weight 150

OPTIONS –

Moisture barrier +75
Power/USB A+C +395



MODEL NO.	COM/1	2	3	4	5	6	7	8
DRT42D16-U-PL-S	4302	4452	4603	4752	4904	5053	5205	5356

Resilia

Occasional Table Collection

When ordering Resilia Drum Tables, please specify the following information:

Nightingale
Awards



Resilia



METAL BASE
FINISH -

MODEL NUMBER -


METAL BASE
FINISH -

REDT20D20-SS

- GM** Gunmetal
- MB** Metallic Beige
- SB** Smooth Black
- SS** Smooth Silver
- TB** Textured Black
- TN** Textured Nickel

Resilia

Occasional Table Collection



REDT20D16

DESCRIPTION –

Drum Table, round, plinth base



DIMENSIONS –

Width 20
Depth 20
Height 16
Cubic Feet 4
Ship Weight 77

OPTIONS –

Power/USB A+C +395



LOCATED
TOP REAR



POWER WITH
2 USB PORTS

MODEL NO.	PRICE
REDT20D16	USD \$ 2399

REDT20D20

DESCRIPTION –

Drum Table, round, plinth base



DIMENSIONS –

Width 20
Depth 20
Height 20
Cubic Feet 5
Ship Weight 83

OPTIONS –

Power/USB A+C +395



LOCATED
TOP REAR



POWER WITH
2 USB PORTS

MODEL NO.	PRICE
REDT20D20	USD \$ 2763

REDT24D16

DESCRIPTION –

Drum Table, round, plinth base



DIMENSIONS –

Width 24
Depth 24
Height 16
Cubic Feet 5
Ship Weight 87

OPTIONS –

Power/USB A+C +395



LOCATED
TOP REAR




POWER WITH
2 USB PORTS

MODEL NO.	PRICE
REDT24D16	USD \$ 2675

Resilia

Occasional Table Collection



REDT24D20

DESCRIPTION –

Drum Table, round, plinth base



DIMENSIONS –

Width 24
Depth 24
Height 20
Cubic Feet 7
Ship Weight 93

OPTIONS –

Power/USB A+C +395



LOCATED TOP REAR



POWER WITH 2 USB PORTS

MODEL NO.	PRICE
REDT24D20	USD \$ 3282

REDT30D16

DESCRIPTION –

Drum Table, round, plinth base



DIMENSIONS –

Width 30
Depth 30
Height 16
Cubic Feet 7
Ship Weight 102

OPTIONS –

Power/USB A+C +395



LOCATED TOP CENTER



POWER WITH 2 USB PORTS

MODEL NO.	PRICE
REDT30D16	USD \$ 4632

REDT30D20

DESCRIPTION –

Drum Table, round, plinth base



DIMENSIONS –

Width 30
Depth 30
Height 20
Cubic Feet 9
Ship Weight 106

OPTIONS –

Power/USB A+C +395



LOCATED TOP CENTER



POWER WITH 2 USB PORTS

MODEL NO.	PRICE
REDT30D20	USD \$ 4731

Resilia

Occasional Table Collection

REDT36D16

DESCRIPTION –

Drum Table, round, plinth base



DIMENSIONS –

Width 36
Depth 36
Height 16
Cubic Feet 10
Ship Weight 144

OPTIONS –

Power/USB A+C +395



LOCATED
TOP CENTER



POWER WITH
2 USB PORTS

MODEL NO.

PRICE

REDT36D16	USD \$	5433
-----------	--------	------

REDT36D20

DESCRIPTION –

Drum Table, round, plinth base



DIMENSIONS –

Width 36
Depth 36
Height 20
Cubic Feet 12
Ship Weight 149

OPTIONS –

Power/USB A+C +395



LOCATED
TOP CENTER

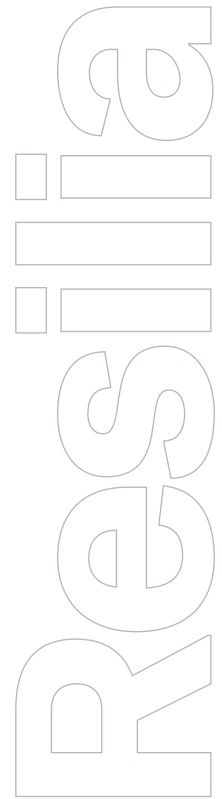


POWER WITH
2 USB PORTS

MODEL NO.


PRICE

REDT36D20	USD \$	5536
-----------	--------	------



Resilia

Occasional Table Collection



REDT24OV16

DESCRIPTION –

Drum Table, oval, plinth base



DIMENSIONS –

Width 24
Depth 18
Height 16
Cubic Feet 7
Ship Weight 50

OPTIONS –

Power/USB A+C +395



LOCATED
TOP REAR



POWER WITH
2 USB PORTS

MODEL NO.	PRICE
REDT24OV16	USD \$ 4091

REDT24OV20

DESCRIPTION –

Drum Table, oval, plinth base



DIMENSIONS –

Width 24
Depth 18
Height 20
Cubic Feet 3
Ship Weight 53

OPTIONS –

Power/USB A+C +395



LOCATED
TOP REAR




POWER WITH
2 USB PORTS

MODEL NO.	PRICE
REDT24OV20	USD \$ 4143

Resilia

Occasional Table Collection



REDT20D16X

DESCRIPTION –

Drum Table, round



DIMENSIONS –

Width 20
Depth 20
Height 16.625
Cubic Feet 4
Ship Weight 62

OPTIONS –

Power/USB A+C +395



MODEL NO.	PRICE
REDT20D16X	USD \$ 1871

REDT20D20X

DESCRIPTION –

Drum Table, round



DIMENSIONS –

Width 20
Depth 20
Height 20.625
Cubic Feet 5
Ship Weight 67

OPTIONS –

Power/USB A+C +395



MODEL NO.	PRICE
REDT20D20X	USD \$ 2155

REDT24D16X

DESCRIPTION –

Drum Table, round



DIMENSIONS –

Width 24
Depth 24
Height 16.625
Cubic Feet 6
Ship Weight 84

OPTIONS –


Power/USB A+C +395



MODEL NO.	PRICE
REDT24D16X	USD \$ 2087

Resilia

Occasional Table Collection



REDT24D20X

DESCRIPTION –

Drum Table, round



DIMENSIONS –

Width 24
Depth 24
Height 20.625
Cubic Feet 7
Ship Weight 90

OPTIONS –

Power/USB A+C +395



LOCATED
TOP REAR



POWER WITH
2 USB PORTS

MODEL NO.	PRICE
REDT24D20X	USD \$ 2561

REDT30D16X

DESCRIPTION –

Drum Table, round



DIMENSIONS –

Width 30
Depth 30
Height 16.625
Cubic Feet 9
Ship Weight 122

OPTIONS –

Power/USB A+C +395



LOCATED
TOP CENTER



POWER WITH
2 USB PORTS

MODEL NO.	PRICE
REDT30D16X	USD \$ 3612

REDT30D20X

DESCRIPTION –

Drum Table, round



DIMENSIONS –

Width 30
Depth 30
Height 20.625
Cubic Feet 11
Ship Weight 131

OPTIONS –

Power/USB A+C +395



LOCATED
TOP CENTER

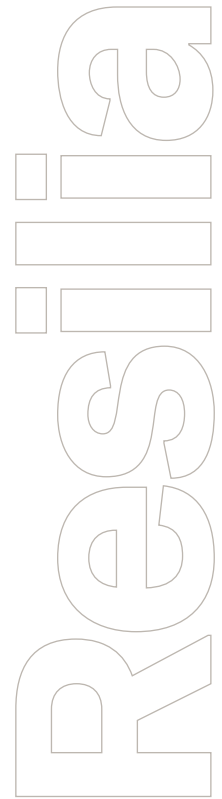


POWER WITH
2 USB PORTS

MODEL NO.	PRICE
REDT30D20X	USD \$ 3691

Resilia

Occasional Table Collection



REDT36D16X

DESCRIPTION –

Drum Table, round



DIMENSIONS –

Width 36
Depth 36
Height 16.625
Cubic Feet 12
Ship Weight 171

OPTIONS –

Power/USB A+C +395



LOCATED TOP CENTER



POWER WITH 2 USB PORTS

MODEL NO.	PRICE
REDT36D16X	USD \$ 4238

REDT36D20X

DESCRIPTION –

Drum Table, round



DIMENSIONS –

Width 36
Depth 36
Height 20.625
Cubic Feet 15
Ship Weight 182

OPTIONS –

Power/USB A+C +395



LOCATED TOP CENTER



POWER WITH 2 USB PORTS

MODEL NO.	PRICE
REDT36D20X	USD \$ 4318

Resilia

Occasional Table Collection

REDT24OV16X

DESCRIPTION –

Drum Table, oval



DIMENSIONS –

Width 24
Depth 18
Height 16.625
Cubic Feet 4
Ship Weight 66

OPTIONS –

Power/USB A+C +395



LOCATED
TOP REAR



POWER WITH
2 USB PORTS

MODEL NO.

PRICE

REDT24OV16X	USD \$	3190
-------------	--------	------

REDT24OV20X

DESCRIPTION –

Drum Table, oval



DIMENSIONS –

Width 24
Depth 18
Height 20.625
Cubic Feet 5
Ship Weight 72

OPTIONS –

Power/USB A+C +395



LOCATED
TOP REAR



POWER WITH
2 USB PORTS

MODEL NO.

PRICE

REDT24OV20X	USD \$	3233
-------------	--------	------

RESILIA
DRUM
TABLES

Pavilion

Occasional Table Collection

When ordering this product, specification codes must be added to unit Model Number, as shown below.

NOTE: Additional options must be specified separately.

MARMOLEUM
FINISH -



MODEL
NUMBER -

PAT-20D-18-H-PL-S

Pavilion

Pavilion

Occasional Table Collection

Pavilion

PAT-20D-16-H-S

DESCRIPTION –

Drum Table
20" x 16.5"



DIMENSIONS –

Width 20
Depth 20
Height 16.5
Cubic Feet 4
Ship Weight 42

OPTIONS –

Power/USB A+C +395



LOCATED
TOP REAR



POWER WITH
2 USB PORTS

MODEL NO.

PRICE

MODEL NO.	DESCRIPTION	PRICE
PAT-20D-16-H-S	Drum Table	USD \$ 2585

PAT-24D-16-H-S

DESCRIPTION –

Drum Table
24" x 16.5"



DIMENSIONS –

Width 24
Depth 24
Height 16.5
Cubic Feet 5
Ship Weight 61

OPTIONS –

Power/USB A+C +395



LOCATED
TOP REAR



POWER WITH
2 USB PORTS

MODEL NO.

PRICE

MODEL NO.	DESCRIPTION	PRICE
PAT-24D-16-H-S	Drum Table	USD \$ 2722

PAT-30D-16-H-S

DESCRIPTION –

Drum Table
30" x 16.5"



DIMENSIONS –

Width 30
Depth 30
Height 16.5
Cubic Feet 9
Ship Weight 94

OPTIONS –

Power/USB A+C +395



LOCATED
TOP CENTER



POWER WITH
2 USB PORTS

MODEL NO.

PRICE

MODEL NO.	DESCRIPTION	PRICE
PAT-30D-16-H-S	Drum Table	USD \$ 5209

Pavilion

Occasional Table Collection

Pavilion

PAT-20D-20-H-S

DESCRIPTION –

Drum Table
20" x 20.5"



DIMENSIONS –

Width 20
Depth 20
Height 20.5
Cubic Feet 5
Ship Weight 45

OPTIONS –

Power/USB A+C +395



LOCATED TOP REAR



POWER WITH 2 USB PORTS

MODEL NO.		PRICE
PAT-20D-20-H-S	Drum Table	USD \$ 3094

PAT-24D-20-H-S

DESCRIPTION –

Drum Table
24" x 20.5"



DIMENSIONS –

Width 24
Depth 24
Height 20.5
Cubic Feet 7
Ship Weight 62

OPTIONS –

Power/USB A+C +395



LOCATED TOP REAR



POWER WITH 2 USB PORTS

MODEL NO.		PRICE
PAT-24D-20-H-S	Drum Table	USD \$ 3571

PAT-30D-20-H-S

DESCRIPTION –

Drum Table
30" x 20.5"



DIMENSIONS –

Width 30
Depth 30
Height 20.5
Cubic Feet 10
Ship Weight 96

OPTIONS –

Power/USB A+C +395



LOCATED TOP CENTER



POWER WITH 2 USB PORTS

MODEL NO.		PRICE
PAT-30D-20-H-S	Drum Table	USD \$ 5348

Pavilion

Occasional Table Collection

Pavilion

PAT-20D-18-H-PL-S

DESCRIPTION –

Drum Table, plinth base
20" x 18.5"



DIMENSIONS –

Width 20
Depth 20
Height 18.5
Cubic Feet 4
Ship Weight 47

OPTIONS –

Power/USB A+C +395



LOCATED
TOP REAR



POWER WITH
2 USB PORTS

MODEL NO.

PRICE

PAT-20D-18-H-PL-S	Drum Table, plinth base	USD \$	3360
--------------------------	-------------------------	--------	------

PAT-24D-18-H-PL-S

DESCRIPTION –

Drum Table, plinth base
24" x 18.5"



DIMENSIONS –

Width 24
Depth 24
Height 18.5
Cubic Feet 6
Ship Weight 68

OPTIONS –

Power/USB A+C +395



LOCATED
TOP REAR



POWER WITH
2 USB PORTS

MODEL NO.

PRICE

PAT-24D-18-H-PL-S	Drum Table, plinth base	USD \$	3746
--------------------------	-------------------------	--------	------

PAT-30D-18-H-PL-S

DESCRIPTION –

Drum Table, plinth base
30" x 18.5"



DIMENSIONS –

Width 30
Depth 30
Height 18.5
Cubic Feet 9
Ship Weight 108

OPTIONS –

Power/USB A+C +395



LOCATED
TOP CENTER



POWER WITH
2 USB PORTS

MODEL NO.

PRICE

PAT-30D-18-H-PL-S	Drum Table, plinth base	USD \$	6484
--------------------------	-------------------------	--------	------

Pavilion

Occasional Table Collection

Pavilion

PAT-20D-22-H-PL-S

DESCRIPTION –

Drum Table, plinth base
20" x 22.5"



DIMENSIONS –

Width 20
Depth 20
Height 22.5
Cubic Feet 5
Ship Weight 48

OPTIONS –

Power/USB A+C +395



LOCATED
TOP REAR



POWER WITH
2 USB PORTS

MODEL NO.

PRICE

PAT-20D-22-H-PL-S	Drum Table, plinth base	USD \$	3867
--------------------------	-------------------------	--------	------

PAT-24D-22-H-PL-S

DESCRIPTION –

Drum Table, plinth base
24" x 22.5"



DIMENSIONS –

Width 24
Depth 24
Height 22.5
Cubic Feet 7
Ship Weight 69

OPTIONS –

Power/USB A+C +395



LOCATED
TOP REAR



POWER WITH
2 USB PORTS

MODEL NO.

PRICE

PAT-24D-22-H-PL-S	Drum Table, plinth base	USD \$	4596
--------------------------	-------------------------	--------	------

PAT-30D-22-H-PL-S

DESCRIPTION –

Drum Table, plinth base
30" x 22.5"



DIMENSIONS –

Width 30
Depth 30
Height 22.5
Cubic Feet 11
Ship Weight 109

OPTIONS –

Power/USB A+C +395



LOCATED
TOP CENTER



POWER WITH
2 USB PORTS

MODEL NO.

PRICE

PAT-30D-22-H-PL-S	Drum Table, plinth base	USD \$	6623
--------------------------	-------------------------	--------	------

Capri

Occasional Table Collection

When ordering this product, specification codes must be added to unit Model Number, as shown below.

NOTE: Additional options must be specified separately.

Capri

LAMINATE
FINISH -



MODEL
NUMBER -


LAMINATE
FINISH -

CAT-20-D-18-H-PL-S -DV

- AR Aria
- CL Candlelight
- CN Chestnut
- CH Chocolate
- DV Dolce Vita
- GR Grenada
- HM Hard Rock Maple
- HA Havana
- PA Palomino
- PE Pebble
- SA Sand
- WC White Chocolate

Capri

Occasional Table Collection



CAT-20D-16-H

DESCRIPTION –

Drum Table
20" x 16"



DIMENSIONS –

Width 20
Depth 20
Height 16
Cubic Feet 4
Ship Weight 33

OPTIONS –

Power/USB A+C +395



LOCATED
TOP REAR



POWER WITH
2 USB PORTS

MODEL NO.		PRICE
CAT-20D-16-H	Drum Table	USD \$ 2421

CAT-24D-16-H

DESCRIPTION –

Drum Table
24" x 16"



DIMENSIONS –

Width 24
Depth 24
Height 16
Cubic Feet 5
Ship Weight 45

OPTIONS –

Power/USB A+C +395



LOCATED
TOP REAR



POWER WITH
2 USB PORTS

MODEL NO.		PRICE
CAT-24D-16-H	Drum Table	USD \$ 2601

CAT-30D-16-H

DESCRIPTION –

Drum Table
30" x 16"



DIMENSIONS –

Width 30
Depth 30
Height 16
Cubic Feet 9
Ship Weight 66

OPTIONS –

Power/USB A+C +395



LOCATED
TOP CENTER




POWER WITH
2 USB PORTS

MODEL NO.		PRICE
CAT-30D-16-H	Drum Table	USD \$ 2780

Capri

Occasional Table Collection



CAT-20D-20-H

DESCRIPTION –

Drum Table
20" x 20"



DIMENSIONS –

Width 20
Depth 20
Height 20
Cubic Feet 5
Ship Weight 34

OPTIONS –

Power/USB A+C +395



LOCATED TOP REAR



POWER WITH 2 USB PORTS

MODEL NO.		PRICE
CAT-20D-20-H	Drum Table	USD \$ 2512

CAT-24D-20-H

DESCRIPTION –

Drum Table
24" x 20"



DIMENSIONS –

Width 24
Depth 24
Height 20
Cubic Feet 7
Ship Weight 46

OPTIONS –

Power/USB A+C +395



LOCATED TOP REAR



POWER WITH 2 USB PORTS

MODEL NO.		PRICE
CAT-24D-20-H	Drum Table	USD \$ 2690

CAT-30D-20-H

DESCRIPTION –

Drum Table
30" x 20"



DIMENSIONS –

Width 30
Depth 30
Height 20
Cubic Feet 10
Ship Weight 72

OPTIONS –

Power/USB A+C +395



LOCATED TOP CENTER



POWER WITH 2 USB PORTS

MODEL NO.		PRICE
CAT-30D-20-H	Drum Table	USD \$ 2867

Capri

Occasional Table Collection

Capri

CAT-20D-18-H-PL

DESCRIPTION –

Drum Table, plinth base
20" x 18"



DIMENSIONS –

Width 20
Depth 20
Height 18
Cubic Feet 4
Ship Weight 36

OPTIONS –

Power/USB A+C +395



LOCATED
TOP REAR



POWER WITH
2 USB PORTS

MODEL NO.

PRICE

MODEL NO.		PRICE
CAT-20D-18-H-PL	Drum Table, plinth base	USD \$ 3196

CAT-24D-18-H-PL

DESCRIPTION –

Drum Table, plinth base
24" x 18"



DIMENSIONS –

Width 24
Depth 24
Height 18
Cubic Feet 6
Ship Weight 52

OPTIONS –

Power/USB A+C +395



LOCATED
TOP REAR



POWER WITH
2 USB PORTS

MODEL NO.

PRICE

MODEL NO.		PRICE
CAT-24D-18-H-PL	Drum Table, plinth base	USD \$ 3626

CAT-30D-18-H-PL

DESCRIPTION –

Drum Table, plinth base
30" x 18"



DIMENSIONS –

Width 30
Depth 30
Height 18
Cubic Feet 9
Ship Weight 84

OPTIONS –

Power/USB A+C +395



LOCATED
TOP CENTER



POWER WITH
2 USB PORTS

MODEL NO.

PRICE

MODEL NO.		PRICE
CAT-30D-18-H-PL	Drum Table, plinth base	USD \$ 4056

Capri

Occasional Table Collection

Capri

CAT-20D-22-H-PL

DESCRIPTION –

Drum Table, plinth base
20" x 22"



DIMENSIONS –

Width 20
Depth 20
Height 22
Cubic Feet 5
Ship Weight 37

OPTIONS –

Power/USB A+C +395



LOCATED
TOP REAR



POWER WITH
2 USB PORTS

MODEL NO.		PRICE
CAT-20D-22-H-PL	Drum Table, plinth base	USD \$ 3410

CAT-24D-22-H-PL

DESCRIPTION –

Drum Table, plinth base
24" x 22"



DIMENSIONS –

Width 24
Depth 24
Height 22
Cubic Feet 7
Ship Weight 53

OPTIONS –

Power/USB A+C +395



LOCATED
TOP REAR



POWER WITH
2 USB PORTS

MODEL NO.		PRICE
CAT-24D-22-H-PL	Drum Table, plinth base	USD \$ 3841

CAT-30D-22-H-PL

DESCRIPTION –

Drum Table, plinth base
30" x 22"



DIMENSIONS –

Width 30
Depth 30
Height 22
Cubic Feet 11
Ship Weight 85

OPTIONS –

Power/USB A+C +395



LOCATED
TOP CENTER




POWER WITH
2 USB PORTS

MODEL NO.		PRICE
CAT-30D-22-H-PL	Drum Table, plinth base	USD \$ 4269

Capri

Occasional Table Collection



CAT-20D-16-H-S

DESCRIPTION –

Drum Table, solid surface top
20" x 16.5"



DIMENSIONS –

Width 20
Depth 20
Height 16.5
Cubic Feet 4
Ship Weight 42

OPTIONS –

Power/USB A+C +395



LOCATED TOP REAR



POWER WITH 2 USB PORTS

MODEL NO.		PRICE
CAT-20D-16-H-S	Drum Table, solid surface top	USD \$ 2736

CAT-24D-16-H-S

DESCRIPTION –

Drum Table, solid surface top
24" x 16.5"



DIMENSIONS –

Width 24
Depth 24
Height 16.5
Cubic Feet 5
Ship Weight 58

OPTIONS –

Power/USB A+C +395



LOCATED TOP REAR



POWER WITH 2 USB PORTS

MODEL NO.		PRICE
CAT-24D-16-H-S	Drum Table, solid surface top	USD \$ 2947

CAT-30D-16-H-S

DESCRIPTION –

Drum Table, solid surface top
30" x 16.5"



DIMENSIONS –

Width 30
Depth 30
Height 16.5
Cubic Feet 9
Ship Weight 90

OPTIONS –

Power/USB A+C +395



LOCATED TOP CENTER




POWER WITH 2 USB PORTS

MODEL NO.		PRICE
CAT-30D-16-H-S	Drum Table, solid surface top	USD \$ 3275

Capri

Occasional Table Collection



CAT-20D-20-H-S

DESCRIPTION –

Drum Table
20" x 20.5"



DIMENSIONS –

Width 20
Depth 20
Height 20.5
Cubic Feet 5
Ship Weight 43

OPTIONS –

Power/USB A+C +395



LOCATED TOP REAR



POWER WITH 2 USB PORTS

MODEL NO.		PRICE
CAT-20D-20-H-S	Drum Table, solid surface top	USD \$ 2858

CAT-24D-20-H-S

DESCRIPTION –

Drum Table
24" x 20.5"



DIMENSIONS –

Width 24
Depth 24
Height 20.5
Cubic Feet 7
Ship Weight 59

OPTIONS –

Power/USB A+C +395



LOCATED TOP REAR



POWER WITH 2 USB PORTS

MODEL NO.		PRICE
CAT-24D-20-H-S	Drum Table, solid surface top	USD \$ 3111

CAT-30D-20-H-S

DESCRIPTION –

Drum Table
30" x 20.5"



DIMENSIONS –

Width 30
Depth 30
Height 20.5
Cubic Feet 10
Ship Weight 92

OPTIONS –

Power/USB A+C +395



LOCATED TOP CENTER



POWER WITH 2 USB PORTS

MODEL NO.		PRICE
CAT-30D-20-H-S	Drum Table, solid surface top	USD \$ 3361

Capri

Occasional Table Collection

Capri

CAT-20D-18-H-PL-S

DESCRIPTION –

Drum Table, plinth base
20" x 18.5"



DIMENSIONS –

Width 20
Depth 20
Height 18.5
Cubic Feet 4
Ship Weight 45

OPTIONS –

Power/USB A+C +395



LOCATED TOP REAR



POWER WITH 2 USB PORTS

MODEL NO.		PRICE
CAT-20D-18-H-PL-S	Drum Table, plinth base, solid surface top	USD \$ 3510

CAT-24D-18-H-PL-S

DESCRIPTION –

Drum Table, plinth base
24" x 18.5"



DIMENSIONS –

Width 24
Depth 24
Height 18.5
Cubic Feet 6
Ship Weight 65

OPTIONS –

Power/USB A+C +395



LOCATED TOP REAR



POWER WITH 2 USB PORTS

MODEL NO.		PRICE
CAT-24D-18-H-PL-S	Drum Table, plinth base, solid surface top	USD \$ 4028

CAT-30D-18-H-PL-S

DESCRIPTION –

Drum Table, plinth base
30" x 18.5"



DIMENSIONS –

Width 30
Depth 30
Height 18.5
Cubic Feet 9
Ship Weight 104

OPTIONS –

Power/USB A+C +395



LOCATED TOP CENTER



POWER WITH 2 USB PORTS

MODEL NO.		PRICE
CAT-30D-18-H-PL-S	Drum Table, plinth base, solid surface top	USD \$ 4532

Capri

Occasional Table Collection

Capri

CAT-20D-22-H-PL-S

DESCRIPTION –

Drum Table, plinth base
20" x 22.5"



DIMENSIONS –

Width 20
Depth 20
Height 22.5
Cubic Feet 5
Ship Weight 46

OPTIONS –

Power/USB A+C +395



LOCATED
TOP REAR



POWER WITH 2
USB PORTS

MODEL NO.

PRICE

CAT-20D-22-H-PL-S Drum Table, plinth base, solid surface top USD \$ 3726

CAT-24D-22-H-PL-S

DESCRIPTION –

Drum Table, plinth base
24" x 22.5"



DIMENSIONS –

Width 24
Depth 24
Height 22.5
Cubic Feet 7
Ship Weight 66

OPTIONS –

Power/USB A+C +395



LOCATED
TOP REAR



POWER WITH 2
USB PORTS

MODEL NO.

PRICE

CAT-24D-22-H-PL-S Drum Table, plinth base, solid surface top USD \$ 4243

CAT-30D-22-H-PL-S

DESCRIPTION –

Drum Table, plinth base
30" x 22.5"



DIMENSIONS –

Width 30
Depth 30
Height 22.5
Cubic Feet 11
Ship Weight 105

OPTIONS –

Power/USB A+C +395



LOCATED
TOP CENTER



POWER WITH 2
USB PORTS

MODEL NO.

PRICE


CAT-30D-22-H-PL-S Drum Table, plinth base, solid surface top USD \$ 4744

Iris

Occasional Table Collection

When ordering this product, specification codes must be added to unit Model Number, as shown below.

NOTE: Additional options must be specified separately.



FRAME FINISH –

STANCE MODEL
NUMBER –


FRAME
FINISH –

IRTR-20D-16-SS

- GM** Gunmetal
- MB** Metallic Beige
- SB** Smooth Black
- SS** Smooth Silver
- TB** Textured Black
- TN** Textured Nickel

Iris

Occasional Table Collection



IRTR-20D-16

DESCRIPTION –

End Table, round



DIMENSIONS –

Width 19.75

Depth 19.75

Height 16

Cubic Feet 5

Ship Weight, solid surface 43

Ship Weight, thermofoil 38

MODEL NO.

PRICE

IRTR-20D-16-S	Corian® Solid Surface top	USD \$	2402
IRTR-20D-16-T	Thermofoil Top	USD \$	1231

IRTR-20D-20

DESCRIPTION –

End Table, round



DIMENSIONS –

Width 19.75

Depth 19.75

Height 20

Cubic Feet 6

Ship Weight, solid surface 44

Ship Weight, thermofoil 39

MODEL NO.

PRICE

IRTR-20D-20-S	Corian® Solid Surface top	USD \$	2418
IRTR-20D-20-T	Thermofoil Top	USD \$	1246

IRTR-24D-16

DESCRIPTION –

End Table, round



DIMENSIONS –

Width 23.75

Depth 23.75

Height 16

Cubic Feet 6

Ship Weight, solid surface 47

Ship Weight, thermofoil 41


MODEL NO.

PRICE

IRTR-24D-16-S	Corian® Solid Surface top	USD \$	2505
IRTR-24D-16-T	Thermofoil Top	USD \$	1259

Iris

Occasional Table Collection



IRTR-24D-20

DESCRIPTION –

End Table, round



DIMENSIONS –

Width 23.75

Depth 23.75

Height 20

Cubic Feet 8

Ship Weight, solid surface 48

Ship Weight, thermofoil 42

MODEL NO.

PRICE

IRTR-24D-20-S	Corian® Solid Surface top	USD \$	2519
IRTR-24D-20-T	Thermofoil Top	USD \$	1277

IRTR-30D-16

DESCRIPTION –

Coffee Table



DIMENSIONS –

Width 29.75

Depth 29.75

Height 16

Cubic Feet 10

Ship Weight, solid surface 62

Ship Weight, thermofoil 56

MODEL NO.

PRICE

IRTR-30D-16-S	Corian® Solid Surface top	USD \$	2770
IRTR-30D-16-T	Thermofoil Top	USD \$	1526

IRTS-2020-16

DESCRIPTION –

End Table, soft-square



DIMENSIONS –

Width 19.75

Depth 19.75

Height 16

Cubic Feet 5

Ship Weight, solid surface 47

Ship Weight, thermofoil 41


MODEL NO.

PRICE

IRTS-2020-16-S	Corian® Solid Surface top	USD \$	2454
IRTS-2020-16-T	Thermofoil Top	USD \$	1303

Iris

Occasional Table Collection



IRTS-2020-20

DESCRIPTION –

End Table, soft-square



DIMENSIONS –

Width 19.75
 Depth 19.75
 Height 20
 Cubic Feet 6
 Ship Weight, solid surface 48
 Ship Weight, thermofoil 42

MODEL NO.		PRICE	
IRTS-2020-20-S	Corian® Solid Surface top	USD \$	2471
IRTS-2020-20-T	Thermofoil Top	USD \$	1318

IRTS-2424-16

DESCRIPTION –

End Table, soft-square



DIMENSIONS –

Width 23.75
 Depth 23.75
 Height 16
 Cubic Feet 6
 Ship Weight, solid surface 51
 Ship Weight, thermofoil 45

MODEL NO.		PRICE	
IRTS-2424-16-S	Corian® Solid Surface top	USD \$	2557
IRTS-2424-16-T	Thermofoil Top	USD \$	1370

IRTS-2424-20

DESCRIPTION –

End Table, soft-square




DIMENSIONS –

Width 23.75
 Depth 23.75
 Height 20
 Cubic Feet 8
 Ship Weight, solid surface 52
 Ship Weight, thermofoil 46

MODEL NO.		PRICE	
IRTS-2424-20-S	Corian® Solid Surface top	USD \$	2571
IRTS-2424-20-T	Thermofoil Top	USD \$	1387

Iris

Occasional Table Collection



IRTS-3030-16

DESCRIPTION –

Coffee Table, soft-square



DIMENSIONS –

Width 29.75

Depth 29.75

Height 16

Cubic Feet 10

Ship Weight, solid surface 69

Ship Weight, thermofoil 62

MODEL NO.		PRICE	
IRTS-3030-16-S	Corian® Solid Surface top	USD \$	2904
IRTS-3030-16-T	Thermofoil Top	USD \$	1695



Behavioral Health

Accent

Metal Seating Collection

When ordering this product, specification codes must be added to unit Model Number, as shown below.

NOTE: Upholstery and/or additional options must be specified separately.



METAL
FRAME FINISH -

Accent

MODEL
NUMBER -

METAL
FRAME FINISH -

SA500 -HD-SS

- GM** Gunmetal
- MB** Metallic Beige
- SB** Smooth Black
- SS** Smooth Silver
- TB** Textured Black
- TN** Textured Nickel

Accent

Metal Seating Collection

Different fabrics may be specified on the seat and on the back. In this case, use the higher grade of the two. No additional upcharge applies. All prices are in US dollars (USD).

SA500-HD

DESCRIPTION –

Chair
18.5" seat width



DIMENSIONS –

Width 20
Depth 21
Height 32.5
Seat Width 18.5
Seat Depth 17
Seat Height 18
COM Yard Back 0.5
COM Yard Seat 0.5
Ship Weight 37.5
Cubic Feet 10

OPTIONS –

Moisture barrier, *per seat* +58
Bolt-to-floor bracket +120

MODEL NO.	COM/1	2	3	4	5	6	7	8
SA500-HD	940	1027	1114	1196	1285	1379	1471	1565

SA510-HD

DESCRIPTION –

Chair, with arms
18.5" seat width



DIMENSIONS –

Width 22
Depth 21
Height 32.5
Seat Width 18.5
Seat Depth 17
Seat Height 18
COM Yard Back 0.5
COM Yard Seat 0.5
Ship Weight 40.5
Cubic Feet 11

OPTIONS –

Moisture barrier, *per seat* +58
Bolt-to-floor bracket +120

MODEL NO.	COM/1	2	3	4	5	6	7	8
SA510-HD	990	1072	1156	1240	1325	1413	1503	1595

Accent

Accent

Metal Seating Collection

Different fabrics may be specified on the seat and on the back. In this case, use the higher grade of the two. No additional upcharge applies. All prices are in US dollars (USD).

SA550-HD

DESCRIPTION –

Chair, mid-size
22" seat width



DIMENSIONS –

Width 23.5

Depth 21

Height 32.5

Seat Width 22

Seat Depth 17

Seat Height 18

COM Yard Back 0.75

COM Yard Seat 0.75

Ship Weight 48

Cubic Feet 12

OPTIONS –

Moisture barrier, *per seat* +58

Bolt-to-floor bracket +120

MODEL NO.	COM/1	2	3	4	5	6	7	8
SA550-HD	1094	1211	1320	1433	1548	1668	1789	1914

SA570-HD

DESCRIPTION –

Chair
26" seat width



DIMENSIONS –

Width 27.5

Depth 21

Height 32.5

Seat Width 26

Seat Depth 17

Seat Height 18

COM Yard Back 1

COM Yard Seat 1

Ship Weight 56

Cubic Feet 13

OPTIONS –

Moisture barrier, *per seat* +58

Bolt-to-floor bracket +120

MODEL NO.	COM/1	2	3	4	5	6	7	8
SA570-HD	1248	1419	1581	1751	1928	2109	2291	2477

Accent

Legend

Metal Seating Collection

When ordering this product, specification codes must be added to unit Model Number, as shown below.

NOTE: Upholstery and/or additional options must be specified separately.



Legend

MODEL
NUMBER –

METAL FRAME
FINISH –

ARM CAP
FINISHES –

LHD21-CA-SS –CL

GM Gunmetal	Wood	Polyurethane
MB Metallic Beige	AR Aria	PB Black
SB Smooth Black	CL Candlelight	PG Grey
SS Smooth Silver	CN Chestnut	PT Taupe
TB Textured Black	CH Chocolate	
TN Textured Nickel	DV Dolce Vita	
	GR Grenada	
	HM Hard Rock Maple	
	HA Havana	
	PA Palomino	
	PE Pebble	
	SA Sand	
	WC White Chocolate	

Legend

Metal Seating Collection

Different fabrics may be specified on the seat and on the back. In this case, use the higher grade of the two. No additional upcharge applies. All prices are in US dollars (USD).

LHD-21

DESCRIPTION –

Guest Chair
21" seat width



DIMENSIONS –

Width	24.5
Depth	25.25
Height	34.25
Seat Width	21
Seat Depth	19
Seat Height	18
Arm Height	26.5
COM Yard Back	1
COM Yard Seat	0.75
COM Yard Arms	1
Ship Weight	50
Cubic Feet	13

OPTIONS –

Moisture barrier, <i>per seat</i>	+85
Bolt-to-floor bracket	+295
Wood arm caps	+0
Polyurethane arm caps	+0
Corian® Solid Surface arm caps	+795
Additional 20 lbs weight	+185
Additional 40 lbs weight	+370
Additional 60 lbs weight	+555

MODEL NO.	COM/1	2	3	4	5	6	7	8
LHD-21	1832	2054	2270	2503	2732	2976	3222	3474

LHD-21-CAF

DESCRIPTION –

Guest Chair, fully closed arms
21" seat width




DIMENSIONS –

Width	24.5
Depth	25.25
Height	34.25
Seat Height	18
Seat Width	21
Seat Depth	19
Arm Height	26.5
COM Yard Back	1
COM Yard Seat	0.75
COM Yard Arms	2
Ship Weight	50
Cubic Feet	13

OPTIONS –

Moisture barrier, <i>per seat</i>	+85
Bolt-to-floor bracket	+295
Wood arm caps	+0
Polyurethane arm caps	+0
Corian® Solid Surface arm caps	+795
Additional 20 lbs weight	+185
Additional 40 lbs weight	+370
Additional 60 lbs weight	+555

MODEL NO.	COM/1	2	3	4	5	6	7	8
LHD-21-CAF	2267	2567	2860	3169	3478	3799	4127	4458



Legend

Metal Seating Collection

Different fabrics may be specified on the seat and on the back. In this case, use the higher grade of the two. No additional upcharge applies. All prices are in US dollars (USD).

LHD-24

DESCRIPTION –

Guest Chair
24" seat width



DIMENSIONS –

Width 27.5

Depth 25.25

Height 34.25

Seat Width 24

Seat Depth 19

Seat Height 18

Arm Height 26.5

COM Yard Back 1

COM Yard Seat 0.75

COM Yard Arms 1

Ship Weight 54

Cubic Feet 15

OPTIONS –

Moisture barrier, *per seat* +85

Bolt-to-floor bracket +295

Wood arm caps +0

Polyurethane arm caps +0

Corian® Solid Surface arm caps +795

Additional 20 lbs weight +185

Additional 40 lbs weight +370

Additional 60 lbs weight +555

MODEL NO.	COM/1	2	3	4	5	6	7	8
LHD-24	2018	2267	2521	2777	3043	3299	3574	3856

LHD-24-CAF

DESCRIPTION –

Guest Chair, fully closed arms
24" seat width



DIMENSIONS –

Width 27.5

Depth 25.25

Height 34.25

Seat Width 24

Seat Depth 19

Seat Height 18

Arm Height 26.5

COM Yard Back 1

COM Yard Seat 0.75

COM Yard Arms 2

Ship Weight 54

Cubic Feet 15

OPTIONS –

Moisture barrier, *per seat* +85

Bolt-to-floor bracket +295

Wood arm caps +0

Polyurethane arm caps +0


Corian® Solid Surface arm caps +795

Additional 20 lbs weight +185

Additional 40 lbs weight +370

Additional 60 lbs weight +555

MODEL NO.	COM/1	2	3	4	5	6	7	8
LHD-24-CAF	2448	2776	3106	3437	3783	4115	4473	4836



Legend

Metal Seating Collection

Different fabrics may be specified on the seat and on the back. In this case, use the higher grade of the two. No additional upcharge applies. All prices are in US dollars (USD).

LHD-31

DESCRIPTION –

Guest Chair
31" seat width



DIMENSIONS –

Width	34.5
Depth	25.25
Height	34.25
Seat Width	31
Seat Depth	19
Seat Height	18
Arm Height	26.5
COM Yard Back	1.75
COM Yard Seat	1.25
COM Yard Arms	1
Ship Weight	65
Cubic Feet	19

OPTIONS –

Moisture barrier, <i>per seat</i>	+85
Bolt-to-floor bracket	+295
Wood arm caps	+0
Polyurethane arm caps	+0
Corian® Solid Surface arm caps	+795
Additional 20 lbs weight	+245
Additional 40 lbs weight	+490
Additional 60 lbs weight	+735

MODEL NO.	COM/1	2	3	4	5	6	7	8
LHD-31	2356	2682	2994	3319	3654	3999	4352	4711

LHD-31-CAF

DESCRIPTION –

Guest Chair, fully closed arms
31" seat width




DIMENSIONS –

Width	34.5
Depth	25.25
Height	34.25
Seat Width	31
Seat Depth	19
Seat Height	18
Arm Height	26.5
COM Yard Back	1.75
COM Yard Seat	1.25
COM Yard Arms	2
Ship Weight	65
Cubic Feet	19

OPTIONS –

Moisture barrier, <i>per seat</i>	+85
Bolt-to-floor bracket	+295
Wood arm caps	+0
Polyurethane arm caps	+0
Corian® Solid Surface arm caps	+795
Additional 20 lbs weight	+245
Additional 40 lbs weight	+490
Additional 60 lbs weight	+735

MODEL NO.	COM/1	2	3	4	5	6	7	8
LHD-31-CAF	2780	3182	3570	3969	4381	4805	5234	5673



Legend

Occasional Tables Collection

LTF-1818-16-BH

DESCRIPTION –

Free Standing Table



DIMENSIONS –

Width 18

Depth 18

Height 16

Ship Weight 24

Cubic Feet 2

MODEL NO.			PRICE
LTF-1818-16-BH-T	Thermoformed top	USD \$	1407
LTF-1818-16-BH-S	Corian® Solid Surface top	USD \$	1717

LTF-1842-16-BH

DESCRIPTION –

Free Standing Table



DIMENSIONS –

Width 18

Depth 42

Height 16

Ship Weight 42

Cubic Feet 4

MODEL NO.			PRICE
LTF-1842-16-BH-T	Thermoformed top	USD \$	2132
LTF-1842-16-BH-S	Corian® Solid Surface top	USD \$	2613


Legend

Jax

Metal Seating Collection

When ordering this product, specification codes must be added to unit Model Number, as shown below.

NOTE: Upholstery and/or additional options must be specified separately.



METAL
FRAME FINISH -

MODEL
NUMBER -

METAL
FRAME FINISH -

JXC121A-SL-SS

- GM** Gunmetal
- MB** Metallic Beige
- SB** Smooth Black
- SS** Smooth Silver
- TB** Textured Black
- TN** Textured Nickel

Jax
Metal Seating Collection

All prices are in US dollars (USD).



JXC118A

DESCRIPTION –

Chair, armless with 4 post legs
18" seat width



DIMENSIONS –

Width 18
Depth 25.5
Height 35
Seat Height 19
COM Yard 1.5
Ship Weight 45
Cubic Feet 13

OPTIONS –

Moisture barrier, *per seat* +85

MODEL NO.	COM/1	2	3	4	5	6	7	8
JXC118A	1449	1579	1696	1818	1943	2073	2204	2337

JXC118A-SL

DESCRIPTION –

Chair, armless with sled base
18" seat width



DIMENSIONS –

Width 18
Depth 25.5
Height 35
Seat Height 19
COM Yard 1.5
Ship Weight 53
Cubic Feet 13

OPTIONS –


Moisture barrier, *per seat* +85
Bolt-to-floor bracket +165

MODEL NO.	COM/1	2	3	4	5	6	7	8
JXC118A-SL	1533	1663	1785	1908	2036	2168	2303	2439

Jax

Metal Seating Collection

All prices are in US dollars (USD).



JXC118F-SL

DESCRIPTION –

Chair, with sled base
18" seat width



DIMENSIONS –

Width 18
Depth 25.5
Height 35
Seat Height 19
COM Yard 1.5
Ship Weight 65
Cubic Feet 13

OPTIONS –

Moisture barrier, *per seat* +85
Bolt-to-floor bracket +165

MODEL NO.	COM/1	2	3	4	5	6	7	8
JXC118F-SL	1646	1780	1901	2024	2155	2289	2426	2563

JXC121A

DESCRIPTION –

Chair, armless with 4 post legs
22" seat width



DIMENSIONS –

Width 23.5
Depth 25.5
Height 35
Seat Height 19
COM Yard 1.5
Ship Weight 49
Cubic Feet 13

OPTIONS –

Moisture barrier, *per seat* +85

MODEL NO.	COM/1	2	3	4	5	6	7	8
JXC121A	1493	1624	1741	1862	1989	2118	2249	2384

Jax
Metal Seating Collection

All prices are in US dollars (USD).



JXC121A-SL

DESCRIPTION –

Chair, armless with sled base
22" seat width



DIMENSIONS –

Width 23.5
Depth 25.5
Height 35
Seat Height 19
COM Yard 1.5
Ship Weight 57
Cubic Feet 13

OPTIONS –

Moisture barrier, *per seat* +85
Bolt-to-floor bracket +165

MODEL NO.	COM/1	2	3	4	5	6	7	8
JXC121A-SL	1547	1677	1794	1917	2043	2172	2305	2439

JXC121F-SL

DESCRIPTION –

Chair, with arms and sled base
22" seat width



DIMENSIONS –

Width 23.5
Depth 25.5
Height 35
Seat Height 19
Arm Height 26
COM Yard 1.5
Ship Weight 69
Cubic Feet 13

OPTIONS –

Moisture barrier, *per seat* +85
Bolt-to-floor bracket +165

MODEL NO.	COM/1	2	3	4	5	6	7	8
JXC121F-SL	1673	1806	1928	2052	2182	2315	2450	2586

Oasis

Metal Seating Collection

When ordering this product, specification codes must be added to unit Model Number, as shown below.

NOTE: Upholstery and/or additional options must be specified separately.



ARM CAP
FINISH –

METAL
FRAME FINISH –

S
I
S
E
O

MODEL
NUMBER –

METAL
FRAME FINISH –

ARM CAP
FINISHES –

SW6501HD-OA-SS –MA

GM Gunmetal	Wood	Polyurethane
MB Metallic Beige	AR Aria	PB Black
SB Smooth Black	CL Candlelight	PG Grey
SS Smooth Silver	CN Chestnut	PT Taupe
TB Textured Black	CH Chocolate	
TN Textured Nickel	DV Dolce Vita	
	GR Grenada	
	HM Hard Rock Maple	
	HA Havana	
	PA Palomino	
	PE Pebble	
	SA Sand	
	WC White Chocolate	

Oasis

Metal Seating Collection

Different fabrics may be specified on the seat and on the back. In this case, use the higher grade of the two. No additional upcharge applies. All prices are in US dollars (USD).

SW6501HD-OA

DESCRIPTION –

Single Chair

Open arms



DIMENSIONS –

Width 25.5

Depth 27

Height 34.5

Seat Height 18.5

Seat Width 21

Seat Depth 19

Arm Height 26

COM Yard Back 1.25

COM Yard Seat 0.75

Ship Weight 62

Cubic Feet 16

OPTIONS –

Moisture barrier, *per seat* +85

Bolt-to-floor bracket +95

Wood arm caps +0

Polyurethane arm caps +0

Corian® Solid Surface arm caps +895

Additional 20 lbs weight +245

Additional 40 lbs weight +490

Additional 60 lbs weight +735

MODEL NO.	COM/1	2	3	4	5	6	7	8
SW6501HD-OA	2190	2355	2500	2653	2808	2968	3129	3293

SW6501HD-CA

DESCRIPTION –

Single Chair

Closed arms



DIMENSIONS –

Width 25.5

Depth 27

Height 34.5

Seat Width 21

Seat Depth 19

Seat Height 18.5

Arm Height 26

COM Yard Back 1.25

COM Yard Seat 0.75

COM Yard Arms 2

Ship Weight 83

Cubic Feet 16

OPTIONS –

Moisture barrier, *per seat* +85

Bolt-to-floor bracket +95

Wood arm caps +0

Polyurethane arm caps +0


Corian® Solid Surface arm caps +895

Additional 20 lbs weight +245

Additional 40 lbs weight +490

Additional 60 lbs weight +735


MODEL NO.	COM/1	2	3	4	5	6	7	8
SW6501HD-CA	2739	3091	3426	3773	4130	4500	4876	5259



Oasis Glider

Lounge Seating Collection

Different fabrics may be specified on the seat and on the back. In this case, use the higher grade of the two. No additional upcharge applies. All prices are in US dollars (USD).



SW6512HD-MB

DESCRIPTION –

Glider, mid-back



DIMENSIONS –

Width	25.5
Depth	27
Height	34.5
Seat Width	21
Seat Depth	19
Seat Height	18.5
Arm Height	26
COM Yard Back	1.25
COM Yard Seat	.75
COM Yard Arms	2
Ship Weight	94
Cubic Feet	16

OPTIONS –

Moisture barrier, <i>per seat</i>	+85
Wood arm caps	+0
Polyurethane arm caps	+0
Corian® Solid Surface arm caps	+895

MODEL NO.	COM/1	2	3	4	5	6	7	8
SW6512HD-MB	6318	6544	6767	6993	7218	7445	7668	7894

SW6512HD-HB

DESCRIPTION –

Glider, high-back



DIMENSIONS –

Width	25.5
Depth	27
Height	44.5
Seat Width	21
Seat Depth	19
Seat Height	18.5
Arm Height	26
COM Yard Back	1.75
COM Yard Seat	.75
COM Yard Arms	2
Ship Weight	98
Cubic Feet	16

OPTIONS –

Moisture barrier, <i>per seat</i>	+85
Bolt-to-floor bracket	+95
Wood arm caps	+0
Polyurethane arm caps	+0
Corian® Solid Surface arm caps	+895

MODEL NO.	COM/1	2	3	4	5	6	7	8
SW6512HD-HB	6472	6742	7012	7282	7553	7823	8092	8362

Vista II

Metal Seating Collection

When ordering this product, specification codes must be added to unit Model Number, as shown below.

NOTE: Upholstery and/or additional options must be specified separately.



ARM CAP
FINISH -

METAL FRAME
FINISH -

Vista II

MODEL
NUMBER -

METAL FRAME
FINISH -

ARM CAP
FINISH -

V2C121BH -SS -PG

GM Gunmetal	Polyurethane	Wood
MB Metallic Beige	PB Black	AR Aria
SB Smooth Black	PG Gray	CL Candlelight
SS Smooth Silver	PT Taupe	CN Chestnut
TB Textured Black		CH Chocolate
TN Textured Nickel		DV Dolce Vita
		GR Grenada
		HM Hard Rock Maple
		HA Havana
		PA Palomino
		PE Pebble
		SA Sand
		WC White Chocolate

Vista II

Metal Seating Collection

Different fabrics may be specified on the seat and on the back. In this case, use the higher grade of the two. No additional upcharge applies. All prices are in US dollars (USD).

V2C121BH

DESCRIPTION –

21" Single Chair



DIMENSIONS –

Width	23.5
Depth	26.5
Height	35
Seat Width	21
Seat Depth	19
Seat Height	18.5
Arm Height	26
COM Yard	2
COM Yard Seat	0.75
COM Yard Back	1.25
Ship Weight	50
Cubic Feet	13

OPTIONS –

Moisture barrier	+85
Wood arm caps	+0
Polyurethane arm caps	+0
Corian® Solid Surface arm caps	+795
Bolt-to-floor bracket	+85
Additional 20 lbs weight	+185

MODEL NO.	COM/1	2	3	4	5	6	7	8
V2C121BH	1871	2060	2248	2437	2624	2813	3001	3190

V2C124BH

DESCRIPTION –

24" Single Chair




DIMENSIONS –

Width	26.5
Depth	26.5
Height	35
Seat Width	24
Seat Depth	19
Seat Height	18.5
Arm Height	26
COM Yard	2
COM Yard Seat	0.75
COM Yard Back	1.25
Ship Weight	55
Cubic Feet	15

OPTIONS –

Moisture barrier	+85
Wood arm caps	+0
Polyurethane arm caps	+0
Corian® Solid Surface arm caps	+795
Bolt-to-floor bracket	+85
Additional 20 lbs weight	+185

MODEL NO.	COM/1	2	3	4	5	6	7	8
V2C124BH	2031	2268	2505	2742	2979	3216	3452	3689



Vista II

Metal Seating Collection

Different fabrics may be specified on the seat and on the back. In this case, use the higher grade of the two. No additional upcharge applies. All prices are in US dollars (USD).

V2C131BH

DESCRIPTION –

31" Single Chair



DIMENSIONS –

Width	33.5
Depth	26.5
Height	35
Seat Width	31
Seat Depth	19
Seat Height	18.5
Arm Height	26
COM Yard	3
COM Yard Seat	1.25
COM Yard Back	1.75
Ship Weight	65
Cubic Feet	21

OPTIONS –

Moisture barrier	+85
Wood arm caps	+0
Polyurethane arm caps	+0
Corian® Solid Surface arm caps	+795
Bolt-to-floor bracket	+85
Additional 20 lbs weight	+185

MODEL NO.	COM/1	2	3	4	5	6	7	8
V2C131BH	2337	2693	3049	3404	3761	4117	4473	4829

V2C142BH

DESCRIPTION –

42" Settee




DIMENSIONS –

Width	44.5
Depth	26.5
Height	35
Seat Width	42
Seat Depth	19
Seat Height	18.5
Arm Height	26
COM Yard	4
COM Yard Seat	1.5
COM Yard Back	2.5
Ship Weight	80
Cubic Feet	25

OPTIONS –

Moisture barrier	+170
Wood arm caps	+0
Polyurethane arm caps	+0
Corian® Solid Surface arm caps	+795
Bolt-to-floor bracket	+85
Additional 20 lbs weight	+185

MODEL NO.	COM/1	2	3	4	5	6	7	8
V2C142BH	2810	3110	3410	3710	4010	4311	4612	4913




Caliber

Seating Collection

When ordering this product, specification codes must be added to unit Model Number, as shown below.

NOTE: Upholstery and/or additional options must be specified separately.



COLOR
FINISH -

MODEL
NUMBER -

COLOR
FINISH -

SC400 -FG

BG Blue Grey

FG Fog Gray

SB Slate Blue

T Teal

Caliber

Caliber

Seating Collection

SC400

DESCRIPTION –

Stacking Chair



DIMENSIONS –

Width 20.5

Depth 21

Height 30

Seat Width 18.5

Seat Depth 17.5

Seat Hight 18.5

Ship Weight 8.25

MODEL NO.

SC400

PRICE

USD \$


330

Caliber

Flo

Lounge Seating Collection

When ordering this product, specification MODEL NO.s must be added to unit Model Number, as shown below. Custom finishes require a minimum quantity order. Please contact customer service for more information.
NOTE: Upholstery and additional options must be specified separately.



COLOR FINISH –

STANCE MODEL
NUMBER –

COLOR
FINISH –


FLL124 –CG

- CB** Cornflower Blue
- CG** Chateau Grey
- DB** Dusty Blue
- HP** Heather Purple
- IG** Iron Gate
- SA** Sage Green
- SG** Slate Green
- WS** Warm Sand

Flo

Lounge Seating Collection

Different fabrics may be specified on the seat and on the back. In this case, use the higher grade of the two. No additional upcharge applies. All prices are in US dollars (USD).



FLL124

DESCRIPTION –

Lounge Chair



DIMENSIONS –

Width	30
Depth	31
Height	33
Seat Width	24
Seat Depth	18.5
Seat Height	17.5
Arm H	24.5
Cubic Feet	20
Ship Weight	42

OPTIONS –

Bolt-to-floor kit, 4 piece Model No. FLC-BTF	+52
Non-removable nylon glides, 4 piece Model No. GLIDEFLC	+45
Factory supplied ballast – 50 lbs Model No. BST50	+65

MODEL NO.		PRICE
FLL124	Lounge Chair	USD \$ 1318

FLL124-U

DESCRIPTION –

Lounge Chair
With upholstered pads



DIMENSIONS –

Width	30
Depth	31
Height	33
Seat Width	24
Seat Depth	18.5
Seat Height	17.5
Arm H	24.5
COM Back	0.5
COM Seat	0.5
Cubic Feet	20
Ship Weight	45

OPTIONS –


Bolt-to-floor kit, 4 piece Model No. FLC-BTF	+52
Non-removable nylon glides, 4 piece Model No. GLIDEFLC	+45
Factory supplied ballast – 50 lbs Model No. BST50	+65

MODEL NO.	COM/1	2	3	4	5	6	7	8
FLL124-U	1798	1862	1930	1996	2062	2128	2195	2262

Flo

Lounge Seating Collection

Different fabrics may be specified on the seat and on the back. In this case, use the higher grade of the two. No additional upcharge applies. All prices are in US dollars (USD).



FLL131

DESCRIPTION –

Wide Lounge Chair



DIMENSIONS –

Width	37
Depth	31
Height	33
Seat Width	31
Seat Depth	18.5
Seat Height	17.5
Arm H	24.5
Cubic Feet	24
Ship Weight	52

OPTIONS –

Bolt-to-floor kit, 4 piece Model No. FLC-BTF	+52
Non-removable nylon glides, 4 piece Model No. GLIDEFLC	+45
Factory supplied ballast - 50 lbs Model No. BST50	+65

MODEL NO.		PRICE
FLL131	Wide Lounge Chair	USD \$ 1678

FLL131-U

DESCRIPTION –

Wide Lounge Chair
With upholstered pads



DIMENSIONS –

Width	37
Depth	31
Height	33
Seat Width	31
Seat Depth	18.5
Seat Height	17.5
Arm H	24.5
COM Back	0.5
COM Seat	0.5
Cubic Feet	24
Ship Weight	56

OPTIONS –


Bolt-to-floor kit, 4 piece Model No. FLC-BTF	+52
Non-removable nylon glides, 4 piece Model No. GLIDEFLC	+45
Factory supplied ballast - 50 lbs Model No. BST50	+65

MODEL NO.	COM/1	2	3	4	5	6	7	8
FLL131-U	2160	2243	2323	2408	2491	2574	2654	2738

Flo Rocker

Rocker Seating Collection

When ordering this product, specification MODEL NO.s must be added to unit Model Number, as shown below. Custom finishes require a minimum quantity order. Please contact customer service for more information.
NOTE: Upholstery and additional options must be specified separately.



COLOR FINISH -

STANCE MODEL
NUMBER -

COLOR
FINISH -


FLRK124-CG

- CB** Cornflower Blue
- CG** Chateau Grey
- DB** Dusty Blue
- HP** Heather Purple
- IG** Iron Gate
- SA** Sage Green
- SG** Slate Green
- WS** Warm Sand

Flo

Rocker Seating Collection

Different fabrics may be specified on the seat and on the back. In this case, use the higher grade of the two. No additional upcharge applies. All prices are in US dollars (USD).



FLRK124

DESCRIPTION –

Rocker



DIMENSIONS –

Width	30
Depth	33
Height	33
Seat Width	24
Seat Depth	18.5
Seat Height	17.5
Arm H	24.5
Cubic Feet	19
Ship Weight	45

OPTIONS –

HDPE runners	+195
Factory supplied ballast – 50 lbs Model No. BST50	+65

MODEL NO.		PRICE
FLRK124	Rocker	USD \$ 1769

FLRK124-U

DESCRIPTION –

Rocker
With upholstered pads



DIMENSIONS –

Width	30
Depth	33
Height	33
Seat Width	24
Seat Depth	18.5
Seat Height	17.5
Arm H	24.5
COM Back	0.5
COM Seat	0.5
Cubic Feet	19
Ship Weight	48

OPTIONS –

HDPE runners	+195
Factory supplied ballast – 50 lbs Model No. BST50	+65

MODEL NO.	COM/1	2	3	4	5	6	7	8
FLRK124-U	2249	2313	2381	2448	2514	2580	2646	2713

Onward

Lounge Seating Collection

When ordering this product, specification codes must be added to unit Model Number, as shown below.

NOTE: Upholstery and/or additional options must be specified separately.

ARM CAP
FINISH (OPTIONAL)



Onward

MODEL
NUMBER –

WOOD BACK FINISH
(IF APPLICABLE) –

ARM CAP FINISH
(OPTIONAL) –

ONL121F-BH –SF –PB

Wood	Polyurethane
AR Aria	PB Black
CL Candlelight	PG Grey
CN Chestnut	PT Taupe
CH Chocolate	
DV Dolce Vita	
GR Grenada	
HM Hard Rock Maple	
HA Havana	
PA Palomino	
PE Pebble	
SA Sand	
WC White Chocolate	

Onward

Lounge Seating Collection

Different fabrics may be specified on the seat and on the back. In this case, use the higher grade of the two. No additional upcharge applies. All prices are in US dollars (USD).

ONL121F-BH

DESCRIPTION –

Single Chair
21" seat width



DIMENSIONS –

Width	24.5
Depth	26.75
Height	34.25
Seat Width	21
Seat Depth	19
Seat Height	18.5
Arm Height	26.5
COM Yard Back	1.25
COM Yard Seat	.75
COM Yard Arms	3
Ship Weight	100
Cubic Feet	13

OPTIONS –

Moisture barrier	+170
CLEAN-SWEEP™	+95
Wood arm caps	+165
Polyurethane arm caps	+295
Corian® Solid Surface arm caps	N/A

MODEL NO.	COM/1	2	3	4	5	6	7	8
ONL121F-BH	2763	3092	3427	3771	4119	4472	4824	5178

ONL124F-BH

DESCRIPTION –

Single Chair
24" seat width



DIMENSIONS –

Width	29.75
Depth	26.75
Height	34.25
Seat Width	23.75
Seat Depth	19
Seat Height	18.5
Arm Height	26.5
COM Yard Back	1.25
COM Yard Seat	.75
COM Yard-Arm	3
Ship Weight	105
Cubic Feet	16

OPTIONS –

Moisture barrier	+170
CLEAN-SWEEP™	+95
Wood arm caps	+165
Polyurethane arm caps	+295
Corian® Solid Surface arm caps	N/A

MODEL NO.	COM/1	2	3	4	5	6	7	8
ONL124F-BH	2818	3222	3634	4053	4482	4907	5336	5765

Onward

Onward

Lounge Seating Collection

Different fabrics may be specified on the seat and on the back. In this case, use the higher grade of the two. No additional upcharge applies. All prices are in US dollars (USD).

ONL131F-BH

DESCRIPTION –

Single Chair
31" seat width



DIMENSIONS –

Width 34.5

Depth 26.75

Height 34.25

Seat Width 31

Seat Depth 19

Seat Height 18.5

Arm Height 26.5

COM Yard Back 1.75

COM Yard Seat 1.25

COM Yard Arms 3

Ship Weight 115

Cubic Feet 19

OPTIONS –

Moisture barrier +170

CLEAN-SWEEP™ +95

Wood arm caps +165

Polyurethane arm caps +295

Corian® Solid Surface arm caps N/A

MODEL NO.	COM/1	2	3	4	5	6	7	8
ONL131F-BH	3322	3736	4159	4589	5027	5471	5915	6359

Onward

Onward

Bench Seating

Different fabrics may be specified on the seat and on the back. In this case, use the higher grade of the two. No additional upcharge applies. All prices are in US dollars (USD).

OLB221-BH

DESCRIPTION –

Two-seat bench



DIMENSIONS –

Width 47.5
 Depth 27.5
 Height 18.75
 COM Yard 4
 Ship Weight 92
 Cubic Feet 14

OPTIONS –

Moisture barrier +110

MODEL NO.	COM/1	2	3	4	5	6	7	8
OLB221-BH	2453	2724	2997	3276	3556	3845	4136	4424

OLB321-BH

DESCRIPTION –

Three-seat Bench



DIMENSIONS –

Width 68.5
 Depth 27.5
 Height 18.75
 COM Yard 5
 Ship Weight 113
 Cubic Feet 20.5

OPTIONS –

Moisture barrier +125

MODEL NO.	COM/1	2	3	4	5	6	7	8
OLB321-BH	3434	3746	4059	4377	4701	5023	5348	5672


Onward

Porto

Bench Seating

When ordering this product, specification codes must be added to unit Model Number, as shown below.

NOTE: Upholstery and/or additional options must be specified separately.



Porto

MODEL
NUMBER -

METAL
FRAME FINISH -


POB324-SS

- GM** Gunmetal
- MB** Metallic Beige
- SB** Smooth Black
- SS** Smooth Silver
- TB** Textured Black
- TN** Textured Nickel

Porto

Bench Seating

All prices are in US dollars (USD).



POB224

DESCRIPTION –

Two-seat Bench



DIMENSIONS –

Width 48
Depth 20.75
Seat Height 19
Seat Width 24
COM Yard 2.5
Ship Weight 78
Cubic Feet 11

OPTIONS –

Moisture barrier	+80
Bolt-to-floor brackets	+85

MODEL NO.	COM/1	2	3	4	5	6	7	8
POB224	1852	2048	2226	2409	2595	2784	2975	3169

POB324

DESCRIPTION –

Three-seat Bench



DIMENSIONS –

Width 72
Depth 20.75
Seat Height 19
Seat Width 24
COM Yard 3.5
Ship Weight 98
Cubic Feet 17

OPTIONS –

Moisture barrier	+120
Bolt-to-floor brackets	+85

MODEL NO.	COM/1	2	3	4	5	6	7	8
POB324	2520	2808	3075	3350	3627	3907	4194	4486

POB324-CT

DESCRIPTION –

Three-seat Bench
Includes center table



DIMENSIONS –

Width 72
Depth 20.75
Seat Height 19
Seat Width 24
COM Yard 2.5
Ship Weight 110
Cubic Feet 17

OPTIONS –

Moisture barrier	+80
Bolt-to-floor brackets	+85
Power/USB A+C	+495



*Not recommended for use in high-risk patient areas

POWER WITH 2 USB PORTS

MODEL NO.	COM/1	2	3	4	5	6	7	8
POB324-CT	3233	3455	3648	3844	4044	4246	4450	4659

Attesa

Modular Seating Collection

When ordering this product, specification codes must be added to unit Model Number, as shown below.

NOTE: Upholstery and/or additional options must be specified separately.



LEG
FINISH -

Attesa

MODEL
NUMBER -

METAL LEG
FINISH -

AM100-AL-BH -SS

Metal

GM Gunmetal

MB Metallic Beige

SB Smooth Black

SS Smooth Silver

TB Textured Black

TN Textured Nickel

Attesa

Modular Seating Collection

Different fabrics may be specified on the seat and on the back. In this case, use the higher grade of the two. No additional upcharge applies. All prices are in US dollars (USD).

Due to application and aesthetic constraints, not all fabrics can be applied to this product. Contact customer service to review fabrics for suitability.

AM100-AL-BH

DESCRIPTION –

Single Chair



DIMENSIONS –

Width 23
Depth 28
Height 32
Seat Width 23
Seat Depth 18
Seat Height 18
COM Yard 2.25
COM Yard Back 1.25
COM Yard Seat 1
Cubic Feet 14
Ship Weight 73

OPTIONS –

Moisture barrier	+85
Ganging bracket	+48

MODEL NO.	COM/1	2	3	4	5	6	7	8
AM100-AL-BH	2163	2325	2487	2649	2810	2973	3134	3295

AM200-AL-BH

DESCRIPTION –

Two-seat



DIMENSIONS –

Width 46
Depth 28
Height 32
Seat Width 46
Seat Height 18
Seat Depth 18
COM Yard 4.25
COM Yard Back 2.5
COM Yard Seat 2
Cubic Feet 27
Ship Weight 133

OPTIONS –

Moisture barrier	+170
Ganging bracket	+48

MODEL NO.	COM/1	2	3	4	5	6	7	8
AM200-AL-BH	2864	3189	3513	3839	4164	4489	4814	5139

Attesa

Atessa

Modular Seating Collection

Different fabrics may be specified on the seat and on the back. In this case, use the higher grade of the two. No additional upcharge applies. All prices are in US dollars (USD).

Due to application and aesthetic constraints, not all fabrics can be applied to this product. Contact customer service to review fabrics for suitability.

AMB-SPB-BH

DESCRIPTION –

Spacer Bench



DIMENSIONS –

Width 23
Depth 28
Height 18
Seat Width 23
Seat Depth 28
Seat Height 18
COM Yard 1.52
COM Seat 1.52
Ship Weight 44

OPTIONS –

Moisture barrier	+120
Ganging bracket	+48

MODEL NO.	COM/1	2	3	4	5	6	7	8
AMB-SPB-BH	1315	1423	1531	1639	1747	1855	1965	2073

AMB-200-BH

DESCRIPTION –

Two-seat Bench



DIMENSIONS –

Width 46
Depth 28
Height 18
Seat Width 46
Seat Depth 28
Seat Height 18
COM Yard 2.5
COM Seat 2.5
Ship Weight 82

OPTIONS –

Moisture barrier	+120
Ganging bracket	+48

MODEL NO.	COM/1	2	3	4	5	6	7	8
AMB-200-BH	2065	2246	2427	2607	2787	2968	3149	3329

Atessa

Attesa

Modular Seating Collection

Different fabrics may be specified on the seat and on the back. In this case, use the higher grade of the two. No additional upcharge applies. All prices are in US dollars (USD).

Due to application and aesthetic constraints, not all fabrics can be applied to this product. Contact customer service to review fabrics for suitability.

AMR30-IN-BH

DESCRIPTION –

30° Curve, inside



DIMENSIONS –

Width 35
Depth 29
Height 32
Seat Width 20/29.5
Seat Depth 18
Seat Height 18
COM Yard 4
COM Yard Back 2
COM Yard Seat 2
Cubic Feet 19
Ship Weight 73

OPTIONS –

Moisture barrier	+85
Ganging bracket	+48

MODEL NO.	COM/1	2	3	4	5	6	7	8
AMR30-IN-BH	2159	2412	2665	2917	3170	3423	3676	3928

AMR45-IN-BH

DESCRIPTION –

45° Curve, inside



DIMENSIONS –

Width 41
Depth 30
Height 32
Seat Width 20/33.5
Seat Depth 18
Seat Height 18
COM Yard 4
COM Yard Back 2
COM Yard Seat 2
Cubic Feet 22
Ship Weight 73

OPTIONS –

Moisture barrier	+85
Ganging bracket	+48

MODEL NO.	COM/1	2	3	4	5	6	7	8
AMR45-IN-BH	2884	3136	3390	3642	3896	4148	4401	4654

Attesa

Attesa

Modular Seating Collection

Different fabrics may be specified on the seat and on the back. In this case, use the higher grade of the two. No additional upcharge applies. All prices are in US dollars (USD).

Due to application and aesthetic constraints, not all fabrics can be applied to this product. Contact customer service to review fabrics for suitability.

AMR30-OUT-BH

DESCRIPTION –

30° Curve, outside



DIMENSIONS –

Width 35
Depth 29
Height 32
Seat Width 25.5/35
Seat Depth 18
Seat Height 18
COM Yard 3.5
COM Yard Back 1.5
COM Yard Seat 2
Cubic Feet 19
Ship Weight 63

OPTIONS –

Moisture barrier	+85
Ganging bracket	+48

MODEL NO.	COM/1	2	3	4	5	6	7	8
AMR30-OUT-BH	2159	2412	2665	2917	3170	3423	3676	3928

AMR45-OUT-BH

DESCRIPTION –

45° Curve, outside



DIMENSIONS –

Width 38.5
Depth 30
Height 32
Seat Width 25/38.5
Seat Depth 18
Seat Height 18
COM Seat 3.5
COM Yard Back 1.5
COM Yard Seat 2
Cubic Feet 21
Ship Weight 63

OPTIONS –

Moisture barrier	+85
Ganging bracket	+48

MODEL NO.	COM/1	2	3	4	5	6	7	8
AMR45-OUT-BH	2884	3136	3390	3642	3896	4148	4401	4654

Attesa

Attesa

Modular Seating Collection

Different fabrics may be specified on the seat and on the back. In this case, use the higher grade of the two. No additional upcharge applies. All prices are in US dollars (USD).

Due to application and aesthetic constraints, not all fabrics can be applied to this product. Contact customer service to review fabrics for suitability.

AMB30-BH

DESCRIPTION –

30° Curve Bench



DIMENSIONS –

Width 35
Depth 29
Height 18
Seat Width 20/35
Seat Depth 28
Seat Height 18
COM Yard 2.5
COM Yard Seat 2.5
Cubic Feet 11
Ship Weight 38

OPTIONS –

Moisture barrier	+85
Ganging bracket	+48

MODEL NO.	COM/1	2	3	4	5	6	7	8
AMB30-BH	1341	1520	1701	1882	2063	2243	2423	2604

AMB45-BH

DESCRIPTION –

45° Curve Bench



DIMENSIONS –

Width 41.5
Depth 30
Height 18
Seat Width 20/41.5
Seat Depth 28
Seat Height 18
COM Yard 2.5
COM Yard Seat 2.5
Cubic Feet 13
Ship Weight 56.6

OPTIONS –

Moisture barrier	+85
Ganging bracket	+48

MODEL NO.	COM/1	2	3	4	5	6	7	8
AMB45-BH	1777	1957	2138	2318	2498	2680	2860	3040

Attesa

Attesa

Occasional Table Collection

AM-CT-R-BH

DESCRIPTION –

Corner Table, 90° radius



DIMENSIONS –

Width 23
Depth 23
Height 15.5
Cubic Feet 6
Ship Weight 40

AVAILABLE IN 12 LAMINATE FINISHES –

Aria	AR
Candlelight	CL
Chestnut	CN
Chocolate	CH
Dolce Vita	DV
Grenada	GR
Hard Rock Maple	HM
Havana	HA
Palomino	PA
Pebble	PE
Sand	SA
White Chocolate	WC

MODEL NO.		PRICE
AM-CT-R-BH	Laminate with solid surface top	USD \$ 3603

AM-SQ-SP-BH

DESCRIPTION –

Square Space Table



DIMENSIONS –

Width 23
Depth 23
Height 15.5
Cubic Feet 7
Ship Weight 45

AVAILABLE IN 12 LAMINATE FINISHES –

Aria	AR
Candlelight	CL
Chestnut	CN
Chocolate	CH
Dolce Vita	DV
Grenada	GR
Hard Rock Maple	HM
Havana	HA
Palomino	PA
Pebble	PE
Sand	SA
White Chocolate	WC

MODEL NO.		PRICE
AM-SQ-SP-BH	Laminate with solid surface top	USD \$ 2140

Attesa

Attesa Jr.

Modular Seating Collection

Different fabrics may be specified on the seat and on the back. In this case, use the higher grade of the two. No additional upcharge applies. All prices are in US dollars (USD).

Due to application and aesthetic constraints, not all fabrics can be applied to this product. Contact customer service to review fabrics for suitability.

AJR100-AL-BH

DESCRIPTION –

Single Chair



DIMENSIONS –

Width 23
Depth 24
Height 25
Seat Width 23
Seat Depth 16
Seat Height 13.5
COM Yard 2.25
COM Yard Seat 1
COM Yard Back 1.25
Cubic Feet 8
Ship Weight 50

OPTIONS –

Moisture barrier	+85
Ganging bracket	+48

MODEL NO.	COM/1	2	3	4	5	6	7	8
AJR100-AL-BH	1840	1977	2114	2251	2389	2527	2665	2801

AJR200-AL-BH

DESCRIPTION –

Two-Seat



DIMENSIONS –

Width 46
Depth 24
Height 25
Seat Width 46
Seat Depth 16
Seat Height 13.5
COM Yard 4.25
COM Yard Seat 2
COM Yard Back 2.25
Cubic Feet 16
Ship Weight 92

OPTIONS –

Moisture barrier	+170
Ganging bracket	+48

MODEL NO.	COM/1	2	3	4	5	6	7	8
AJR200-AL-BH	2435	2710	2985	3263	3540	3816	4093	4368

Attesa Jr.

Attesa Jr.

Modular Seating Collection

Different fabrics may be specified on the seat and on the back. In this case, use the higher grade of the two. No additional upcharge applies. All prices are in US dollars (USD).

Due to application and aesthetic constraints, not all fabrics can be applied to this product. Contact customer service to review fabrics for suitability.

AJR30-BH

DESCRIPTION –

30° Curve Bench



DIMENSIONS –

Width 33
Depth 25.5
Height 13
Seat Depth 24
COM Yard 1.5
Cubic Feet 6
Ship Weight 34

OPTIONS –

Moisture barrier	+85
Ganging bracket	+48

MODEL NO.	COM/1	2	3	4	5	6	7	8
AJR30-BH	1163	1262	1363	1462	1563	1663	1765	1867

AJR45-BH

DESCRIPTION –

45° Curve Bench



DIMENSIONS –

Width 38.75
Depth 26.5
Height 13
Seat Depth 24
COM Yard 1.75
Cubic Feet 8
Ship Weight 37

OPTIONS –

Moisture barrier	+85
Ganging bracket	+48

MODEL NO.	COM/1	2	3	4	5	6	7	8
AJR45-BH	1429	1536	1644	1750	1857	1965	2072	2179

AJR60-BH

DESCRIPTION –

60° Curve Bench



DIMENSIONS –

Width 63.5
Depth 29.5
Height 13
Seat Depth 24
COM Yard 3
Cubic Feet 14
Ship Weight 58

OPTIONS –

Moisture barrier	+120
Ganging bracket	+48

MODEL NO.	COM/1	2	3	4	5	6	7	8
AJR60-BH	2206	2395	2581	2769	2956	3145	3330	3519

Attesa Jr.

Attesa Jr.

Modular Seating Collection

Different fabrics may be specified on the seat and on the back. In this case, use the higher grade of the two. No additional upcharge applies. All prices are in US dollars (USD).

Due to application and aesthetic constraints, not all fabrics can be applied to this product. Contact customer service to review fabrics for suitability.

AJR2424-BH

DESCRIPTION –

24" Square



DIMENSIONS –

Width 24	_____
Depth 24	_____
Height 13	_____
Seat Depth 24	_____
COM Yard 1.25	_____
Cubic Feet 4	_____
Ship Weight 32	_____

OPTIONS –

Moisture barrier	_____	+60
Ganging bracket	_____	+48

MODEL NO.	COM/1	2	3	4	5	6	7	8
AJR2424-BH	1058	1139	1220	1301	1381	1461	1541	1621

AJRS-BH

DESCRIPTION –

24" Circle



DIMENSIONS –

Width 24	_____
Depth 24	_____
Height 13	_____
COM Yard 1.25	_____
Cubic Feet 3	_____
Ship Weight 17	_____

OPTIONS –

Moisture barrier	_____	+60
------------------	-------	-----

MODEL NO.	COM/1	2	3	4	5	6	7	8
AJRS-BH	1058	1139	1220	1301	1381	1461	1541	1621

Attesa Jr.

Rosetta

Modular Seating Collection

When ordering this product, specification codes must be added to unit Model Number, as shown below.

NOTE: Upholstery and/or additional options must be specified separately.



Rosetta

MODEL
NUMBER –

RM100-AL-BHP

Rosetta

Modular Seating Collection

Different fabrics may be specified on the seat and on the back. In this case, use the higher grade of the two. No additional upcharge applies. All prices are in US dollars (USD).

RM100-AL-BHP

DESCRIPTION –

Single Chair



DIMENSIONS –

Width 23
Depth 28
Height 32
Seat Width 18
Seat Depth 18
Seat Height 18
COM Yard 2.25
COM Yard Back 1.25
COM Yard Seat 1
Cubic Feet 14
Ship Weight 74

OPTIONS –

Moisture barrier	+85
Ganging bracket	+99

MODEL NO.	COM/1	2	3	4	5	6	7	8
RM100-AL-BHP	2560	2713	3366	3022	3176	3330	3484	3638

RM200-AL-BHP

DESCRIPTION –

Two-seat



DIMENSIONS –

Width 46
Depth 28
Height 32
Seat Width 46
Seat Height 18
Seat Depth 18
COM Yard 4.5
COM Yard Back 2.5
COM Yard Seat 2
Cubic Feet 27
Ship Weight 141

OPTIONS –

Moisture barrier	+170
Ganging bracket	+99

MODEL NO.	COM/1	2	3	4	5	6	7	8
RM200-AL-BHP	3624	3932	4242	4552	4862	5171	5481	5791

Rosetta

Rosetta

Modular Seating Collection

Different fabrics may be specified on the seat and on the back. In this case, use the higher grade of the two. No additional upcharge applies. All prices are in US dollars (USD).

RMB-SPB-BHP

DESCRIPTION –

Spacer Bench



DIMENSIONS –

Width 23
Depth 28
Height 18
Seat Width 23
Seat Depth 18
Seat Height 18
COM Seat 1.5
Cubic Feet 8
Ship Weight 63

OPTIONS –

Moisture barrier	+120
Ganging bracket	+99

MODEL NO.	COM/1	2	3	4	5	6	7	8
RMB-SPB-BHP	1751	1853	1957	2060	2163	2267	2370	2473

RMB-200-BHP

DESCRIPTION –

Two-seat Bench



DIMENSIONS –

Width 46
Depth 28
Height 18
Seat Width 46
Seat Depth 18
Seat Height 18
COM Seat 2.5
Cubic Feet 15
Ship Weight 124

OPTIONS –

Moisture barrier	+120
Ganging bracket	+99

MODEL NO.	COM/1	2	3	4	5	6	7	8
RMB-200-BHP	2863	3035	3206	3379	3550	3723	3894	4066

Rosetta

Rosetta

Modular Seating Collection

Different fabrics may be specified on the seat and on the back. In this case, use the higher grade of the two. No additional upcharge applies. All prices are in US dollars (USD).

RMR30-IN-BHP

DESCRIPTION –

30° Curve, inside



DIMENSIONS –

Width 35
Depth 29
Height 31.5
Seat Width 20–29.5
Seat Depth 18
Seat Height 18
COM Yard 4
COM Yard Back 2
COM Yard Seat 2
Cubic Feet 21
Ship Weight 97

OPTIONS –

Moisture barrier	+85
Ganging bracket	+99

MODEL NO.	COM/1	2	3	4	5	6	7	8
RMR30-IN-BHP	2904	3145	3385	3626	3866	4108	4348	4590

RMR45-IN-BHP

DESCRIPTION –

45° Curve, inside



DIMENSIONS –

Width 41
Depth 30
Height 31.5
Seat Width 20–33.5
Seat Depth 18
Seat Height 18
COM Yard 4
COM Yard Back 2
COM Yard Seat 2
Cubic Feet 25
Ship Weight 106

OPTIONS –

Moisture barrier	+85
Ganging bracket	+99

MODEL NO.	COM/1	2	3	4	5	6	7	8
RMR45-IN-BHP	3626	3866	4108	4348	4589	4829	5069	5310

Rosetta

Rosetta

Modular Seating Collection

Different fabrics may be specified on the seat and on the back. In this case, use the higher grade of the two. No additional upcharge applies. All prices are in US dollars (USD).

RMR30-OUT-BHP

DESCRIPTION –

30° Curve, outside



DIMENSIONS –

Width 35
Depth 29
Height 31.5
Seat Width 25.5–34.5
Seat Depth 18
Seat Height 18
COM Yard 3.5
COM Yard Back 1.5
COM Yard Seat 2
Cubic Feet 21
Ship Weight 88

OPTIONS –

Moisture barrier	+85
Ganging bracket	+99

MODEL NO.	COM/1	2	3	4	5	6	7	8
RMR30-OUT-BHP	2904	3145	3385	3626	3866	4108	4348	4590

RMR45-OUT-BHP

DESCRIPTION –

45° Curve, outside



DIMENSIONS –

Width 38.5
Depth 30
Height 31.5
Seat Width 25–38.5
Seat Depth 18
Seat Height 18
COM Seat 3.5
COM Yard Back 1.5
COM Yard Seat 2
Cubic Feet 24
Ship Weight 89

OPTIONS –

Moisture barrier	+85
Ganging bracket	+99

MODEL NO.	COM/1	2	3	4	5	6	7	8
RMR45-OUT-BHP	3604	3844	4085	4325	4566	4807	5047	5288

Rosetta

Rosetta

Modular Seating Collection

Different fabrics may be specified on the seat and on the back. In this case, use the higher grade of the two. No additional upcharge applies. All prices are in US dollars (USD).

RMB30-BHP

DESCRIPTION –

30° Curve Bench



DIMENSIONS –

Width 35
Depth 29
Height 18
Seat Width 20-34.5
Seat Depth 28
Seat Height 18
COM Yard Seat 2.5
Cubic Feet 12
Ship Weight 74

OPTIONS –

Moisture barrier	+85
Ganging bracket	+99

MODEL NO.	COM/1	2	3	4	5	6	7	8
RMB30-BHP	2124	2296	2469	2640	2812	2984	3156	3327

RMB45-BHP

DESCRIPTION –

45° Curve Bench



DIMENSIONS –

Width 41.5
Depth 30
Height 18
Seat Width 20-41.5
Seat Depth 28
Seat Height 18
COM Yard Seat 2.5
Cubic Feet 15
Ship Weight 81

OPTIONS –

Moisture barrier	+85
Ganging bracket	+99

MODEL NO.	COM/1	2	3	4	5	6	7	8
RMB45-BHP	2571	2743	2910	3087	3258	3431	3603	3774

Rosetta

Rosetta

Modular Seating Collection

All prices are in US dollars (USD).

RM-RT-BHP

DESCRIPTION –

Rectangular Table



DIMENSIONS –

Width 23
Depth 28
Height 15.5
Cubic Feet 6
Ship Weight 94

MODEL NO.			PRICE
RM-RT-BHP	Marmoleum™ with solid surface top	USD \$	4401

RM-SQ-BHP

DESCRIPTION –

Square Table



DIMENSIONS –

Width 28
Depth 28
Height 15.5
Cubic Feet 8
Ship Weight 114

MODEL NO.			PRICE
RM-SQ-BHP	Marmoleum™ with solid surface top	USD \$	4957

Rosetta

Valet

Lounge Seating Collection

When ordering this product, specification codes must be added to unit Model Number, as shown below.

NOTE: Upholstery and additional options must be specified separately.

Valet



FRAME FINISH –

STANCE MODEL
NUMBER –

FRAME
FINISH –

VAL121-BH-DB-SS

- GM** Gunmetal
- MB** Metallic Beige
- SB** Smooth Black
- SS** Smooth Silver
- TB** Textured Black
- TN** Textured Nickel

Valet

Lounge Seating Collection

Different fabrics may be specified on the seat and on the back. In this case, use the higher grade of the two. No additional upcharge applies. All prices are in US dollars (USD).

Due to application and aesthetic constraints, not all fabrics can be applied to this product. Contact customer service to review fabrics for suitability.

VAL121-BH-DB

DESCRIPTION –

Lounge Chair 21"

With fixed disc base

With 16.25" seat height



DIMENSIONS –

Width 31

Depth 30.75

Height 32

Seat Width 21

Seat Depth 20

Seat Height 16.25

Arm Height 23.25

COM Yard Back 2.5

COM Yard Seat 0.75

COM Yard 3.25

Cubic Feet 18

Ship Weight 91

OPTIONS –

Moisture barrier

+164

MODEL NO.	COM/1	2	3	4	5	6	7	8
VAL121-BH-DB	3361	3687	4028	4385	4758	5151	5544	5938

VAL121-BH-DB-HB

DESCRIPTION –

Highback 21"

With fixed disc base

With 16.25" seat height



DIMENSIONS –

Width 31

Depth 31.25

Height 43.25

Seat Width 21

Seat Depth 20

Seat Height 16.25

Arm Height 23.25

COM Yard Back 3.25

COM Yard Seat 0.75

COM Yard 4

Cubic Feet 25


Ship Weight 100

OPTIONS –

Moisture barrier

+198

MODEL NO.	COM/1	2	3	4	5	6	7	8
VAL121-BH-DB-HB	4078	4480	4900	5341	5804	6288	6774	6913




Valet

Lounge Seating Collection

Different fabrics may be specified on the seat and on the back. In this case, use the higher grade of the two. No additional upcharge applies. All prices are in US dollars (USD).

Due to application and aesthetic constraints, not all fabrics can be applied to this product. Contact customer service to review fabrics for suitability.



VAL121-BH-DBT

DESCRIPTION –

Lounge Chair 21"

With fixed disc base

With 18.25" seat height



DIMENSIONS –

Width 31

Depth 30.75

Height 34

Seat Width 21

Seat Depth 20

Seat Height 18.25

Arm Height 25.25

COM Yard Back 2.5

COM Yard Seat 0.75

COM Yard 3.25

Cubic Feet 19

Ship Weight 91

OPTIONS –

Moisture barrier +164

MODEL NO.	COM/1	2	3	4	5	6	7	8
VAL121-BH-DBT	3479	3804	4144	4501	4875	5268	5662	6055

VAL121-BH-DBT-HB

DESCRIPTION –

Highback 21"

With fixed disc base

With 18.25" seat height



DIMENSIONS –

Width 31

Depth 31.25

Height 45.25

Seat Width 21

Seat Depth 20

Seat Height 18.25

Arm Height 25.25

COM Yard Back 3.25

COM Yard Seat 0.75

Cubic Feet 26

Ship Weight 100

OPTIONS –

Moisture barrier +198

MODEL NO.	COM/1	2	3	4	5	6	7	8
VAL121-BH-DBT-HB	4194	4596	5018	5459	5921	6407	6891	7030

Cassia

Lounge Seating Collection

When ordering this product, specification codes must be added to unit Model Number, as shown below.

NOTE: Upholstery and/or additional options must be specified separately.

BEHAVIORAL
HEALTH



MODEL
NUMBER -

METAL LEG
FINISH -


CL100-BH-SS

- GM** Gunmetal
- MB** Metallic Beige
- SB** Smooth Black
- SS** Smooth Silver
- TB** Textured Black
- TN** Textured Nickel

Cassia

Lounge Seating Collection

Different fabrics may be specified on the seat and on the back. In this case, use the higher grade of the two. No additional upcharge applies. All prices are in US dollars (USD).



CL100-BH

DESCRIPTION –

Single Seat
23" seat width



DIMENSIONS –

Width 29.5

Depth 28

Height 32

Seat Width 23

Seat Depth 18

Seat Height 23

Arm Height 26.5

COM Yard Back 1.5

COM Yard Seat 1.5

COM Yard Arms 3.5

Ship Weight 105

Cubic Feet 18

OPTIONS –

Moisture barrier +170

Bolt-to-floor Brackets +170

Wood arm caps +165

Polyurethane arm caps +185

Corian® Solid Surface arm caps +350

MODEL NO.	COM/1	2	3	4	5	6	7	8
CL100-BH	2753	3132	3523	3924	4323	4734	5146	5557

CL120-BH

DESCRIPTION –

Single Seat
33" seat width



DIMENSIONS –

Width 39.5

Depth 28

Height 32

Seat Width 33

Seat Depth 18

Seat Height 18

Arm Height 26.5

COM Yard Back 1.75

COM Yard Seat 1.75

COM Yard Arms 3.5

Ship Weight 127

Cubic Feet 23

OPTIONS –

Moisture barrier +170

Bolt-to-floor Brackets +170

Wood arm caps +165

Polyurethane arm caps +185

Corian® Solid Surface arm caps +350

MODEL NO.	COM/1	2	3	4	5	6	7	8
CL120-BH	3193	3651	4118	4593	5073	5569	6065	6561

Cassia

Lounge Seating Collection

Different fabrics may be specified on the seat and on the back. In this case, use the higher grade of the two. No additional upcharge applies. All prices are in US dollars (USD).

CL200-BH

DESCRIPTION –

Two-seat
46" seat width



DIMENSIONS –

Width 52.5

Depth 28

Height 32

Seat Width 46

Seat Depth 18

Seat Height 18

Arm Height 26.5

COM Yard Back 3

COM Yard Seat 3

COM Yard Arms 3.5

Ship Weight 170

Cubic Feet 30

OPTIONS –

Moisture barrier +255

Bolt-to-floor Brackets +170

Wood arm caps +165

Polyurethane arm caps +185

Corian® Solid Surface arm caps +350

MODEL NO.	COM/1	2	3	4	5	6	7	8
CL200-BH	3696	4243	4796	5362	5939	6524	7110	7695

CL300-BH

DESCRIPTION –

Three-seat
69" seat width



DIMENSIONS –

Width 75.5

Depth 28

Height 32

Seat Width 69

Seat Depth 18

Seat Height 18

Arm Height 26.5

COM Yard Back 4.5

COM Yard Seat 4.5

COM Yard Arms 3.5

Ship Weight 233

Cubic Feet 43

OPTIONS –

Moisture barrier +340


Bolt-to-floor Brackets +170

Wood arm caps +165

Polyurethane arm caps +185

Corian® Solid Surface arm caps +350

MODEL NO.	COM/1	2	3	4	5	6	7	8
CL300-BH	4863	5566	6290	7023	7762	8523	9283	10043



Cassia

Occasional Tables Collection

Different fabrics may be specified on the seat and on the back. In this case, use the higher grade of the two. No additional upcharge applies. All prices are in US dollars (USD).

CFT-1824-16-BH

DESCRIPTION –

Free Standing Table



DIMENSIONS –

Width 18
Depth 24
Height 16
Ship Weight 30
Cubic Feet 4

MODEL NO.			PRICE
CFT-1824-16-BH-T	Thermoformed top	USD \$	1510
CFT-1824-16-BH-S	Corian® Solid Surface top	USD \$	1852

CFT-2424-16-BH

DESCRIPTION –

Free Standing Table



DIMENSIONS –

Width 24
Depth 24
Height 16
Ship Weight 34
Cubic Feet 5

MODEL NO.			PRICE
CFT-2424-16-BH-T	Thermoformed top	USD \$	1582
CFT-2424-16-BH-S	Corian® Solid Surface top	USD \$	2133

CFT-2442-16-BH

DESCRIPTION –


Free Standing Table



DIMENSIONS –

Width 24
Depth 42
Height 16
Ship Weight 34
Cubic Feet 5

MODEL NO.			PRICE
CFT-2442-16-BH-T	Thermoformed top	USD \$	1847
CFT-2442-16-BH-S	Corian® Solid Surface top	USD \$	2975



Cassia

Occasional Tables Collection

Different fabrics may be specified on the seat and on the back. In this case, use the higher grade of the two. No additional upcharge applies. All prices are in US dollars (USD).

CFT-182421BH

DESCRIPTION –

Free Standing Table



DIMENSIONS –

Width 18

Depth 24

Height 21

Ship Weight 23

Cubic Feet 5.25

MODEL NO.

PRICE

CFT-182421BH-T	Thermoformed top	USD \$	1510
CFT-182421BH-S	Corian® Solid Surface top	USD \$	1851

CFT-242421BH

DESCRIPTION –

Free Standing Table



DIMENSIONS –

Width 24

Depth 24

Height 21


Ship Weight 27

Cubic Feet 7

MODEL NO.

PRICE

CFT-242421BH-T	Thermoformed top	USD \$	1583
CFT-242421BH-S	Corian® Solid Surface top	USD \$	2133



Carson

Lounge Seating Collection

When ordering this product, specification codes must be added to unit Model Number, as shown below.

NOTE: Upholstery and/or additional options must be specified separately.



WOOD LEG
FINISH -

Carson

MODEL
NUMBER -

WOOD LEG
FINISH -

CRL123BH -MA

- AR Aria
- CL Candlelight
- CN Chestnut
- CH Chocolate
- DV Dolce Vita
- GR Grenada
- HM Hard Rock Maple
- HA Havana
- PA Palomino
- PE Pebble
- SA Sand
- WC White Chocolate

Carson

Lounge Seating Collection

Different fabrics may be specified on the seat and on the back. In this case, use the higher grade of the two. No additional upcharge applies. All prices are in US dollars (USD).

CRL123BH

DESCRIPTION –

Single Seat
23" seat width



DIMENSIONS –

Width 29.5

Depth 28

Height 33

Seat Width 23

Seat Depth 18

Seat Height 18

Arm Height 26.5

COM Yard Back 1.5

COM Yard Seat 1.5

COM Yard Arms 3.5

Ship Weight 108

Cubic Feet 16

OPTIONS –

Moisture barrier +170

Metal legs +295

Wood arm caps +165

Polyurethane arm caps +185

Corian® Solid Surface arm caps +350

MODEL NO.	COM/1	2	3	4	5	6	7	8
CRL123BH	2693	3092	3502	3923	4343	4774	5205	5635

CRL133BH

DESCRIPTION –

Single Seat
33" seat width



DIMENSIONS –

Width 39.5

Depth 28

Height 33

Seat Width 33

Seat Depth 18

Seat Height 18

Arm Height 26.5

COM Yard Back 1.75

COM Yard Seat 1.75

COM Yard Arms 3.5

Ship Weight 155

Cubic Feet 21

OPTIONS –

Moisture barrier +170

Metal legs +295

Wood arm caps +165

Polyurethane arm caps +185

Corian® Solid Surface arm caps +350

MODEL NO.	COM/1	2	3	4	5	6	7	8
CRL133BH	3156	3637	4127	4625	5129	5650	6210	6806

Carson

Carson

Lounge Seating Collection

Different fabrics may be specified on the seat and on the back. In this case, use the higher grade of the two. No additional upcharge applies. All prices are in US dollars (USD).

CRL223BH

DESCRIPTION –

Two-seat



DIMENSIONS –

Width	52.5
Depth	28
Height	33
Seat Width	46
Seat Depth	18
Seat Height	18
Arm Height	26.5
COM Yard Back	3
COM Yard Seat	3
COM Yard Arms	3.5
Ship Weight	153
Cubic Feet	28

OPTIONS –

Moisture barrier	+255
Metal legs	+295
Wood arm caps	+165
Polyurethane arm caps	+185
Corian® Solid Surface arm caps	+350

MODEL NO.	COM/1	2	3	4	5	6	7	8
CRL223BH	3682	4258	4838	5433	6040	6654	7268	7883

CRL323BH

DESCRIPTION –

Three-seat

33" seat width



DIMENSIONS –

Width	75.5
Depth	28
Height	35
Seat Width	69
Seat Depth	18
Seat Height	18
Arm Height	26.5
COM Yard Back	4.5
COM Yard Seat	4.5
COM Yard Arms	3.5
Ship Weight	198
Cubic Feet	43

OPTIONS –

Moisture barrier	+340
Metal legs	+295
Wood arm caps	+165
Polyurethane arm caps	+185
Corian® Solid Surface arm caps	+350

MODEL NO.	COM/1	2	3	4	5	6	7	8
CRL323BH	4909	5648	6407	7178	7953	8752	9551	10353

Carson

Verity

Lounge Seating Collection

When ordering this product, specification codes must be added to unit Model Number, as shown below.

NOTE: Upholstery and/or additional options must be specified separately.

ARM CAP
FINISH
(OPTIONAL) -



Verity

MODEL NUMBER -

ARM CAP FINISH
(OPTIONAL) -

VL-100-BH -CH

Wood	Polyurethane
AR Aria	PB Black
CL Candlelight	PG Gray
CN Chestnut	PT Taupe
CH Chocolate	
DV Dolce Vita	
GR Grenada	
HM Hard Rock Maple	
HA Havana	
PA Palomino	
PE Pebble	
SA Sand	
WC White Chocolate	

Verity

Lounge Seating Collection

Different fabrics may be specified on the seat and on the back. In this case, use the higher grade of the two. No additional upcharge applies. All prices are in US dollars (USD).

VL-100-BH

DESCRIPTION –

Single Chair



DIMENSIONS –

Width 31
Depth 30
Height 34
Seat Width 23.5
Seat Height 18
Arm Height 25
COM Yard Back 2
COM Yard Arms 2.75
COM Yard Seat 1.5
Ship Weight 93
Cubic Feet 21

OPTIONS –

Moisture barrier	+170
Wood arm caps	+165
Polyurethane arm caps	+185
Corian® Solid Surface arm caps	+375

MODEL NO.	COM/1	2	3	4	5	6	7	8
VL-100-BH	2925	3368	3800	4247	4709	5185	5668	6160

VL-200-BH

DESCRIPTION –

Two-seat



DIMENSIONS –

Width 53
Depth 30
Height 34
Seat Width 46.5
Seat Height 18
Arm Height 25
COM Yard Back 3
COM Yard Arms 2.75
COM Yard Seat 2
Ship Weight 122
Cubic Feet 34

OPTIONS –

Moisture barrier	+255
Wood arm caps	+165
Polyurethane arm caps	+185
Corian® Solid Surface arm caps	+375

MODEL NO.	COM/1	2	3	4	5	6	7	8
VL-200-BH	4014	4602	5167	5751	6355	6979	7613	8259

Verity

Verity

Lounge Seating Collection

Different fabrics may be specified on the seat and on the back. In this case, use the higher grade of the two. No additional upcharge applies. All prices are in US dollars (USD).

VL-300-BH

DESCRIPTION –

Three-seat



DIMENSIONS –

Width 76.5
Depth 30
Height 34
Seat Width 69.5
Seat Height 18
Arm Height 25
COM Yard Back 3.75
COM Yard Arms 2.75
COM Yard Seat 2.5
Ship Weight 151
Cubic Feet 49

OPTIONS –

Moisture barrier	+340
Wood arm caps	+165
Polyurethane arm caps	+185
Corian® Solid Surface arm caps	+375

MODEL NO.	COM/1	2	3	4	5	6	7	8
VL-300-BH	5667	6410	7121	7857	8618	9405	10202	11012

VL-100FA-BH

DESCRIPTION –

Single Chair

Extended arms



DIMENSIONS –

Width 31
Depth 30
Height 34
Seat Width 23.5
Seat Depth 20
Seat Height 18
Arm Height 25
COM Yard Back 2
COM Yard Arms 2.75
COM Yard Seat 1.5
Ship Weight 93
Cubic Feet 21

OPTIONS –

Moisture barrier	+170
Wood arm caps	+165
Polyurethane arm caps	+185
Corian® Solid Surface arm caps	+375

MODEL NO.	COM/1	2	3	4	5	6	7	8
VL-100FA-BH	2925	3369	3800	4247	4710	5184	5667	6157

Verity

Verity

Lounge Seating Collection

Different fabrics may be specified on the seat and on the back. In this case, use the higher grade of the two. No additional upcharge applies. All prices are in US dollars (USD).

VL-200FA-BH

DESCRIPTION –

Two-seat
Extended arms



DIMENSIONS –

Width 53
Depth 30
Height 34
Seat Width 46.5
Seat Depth 20
Seat Height 18
Arm Height 25
COM Yard Back 3
COM Yard Arms 2.75
COM Yard Seat 2
Ship Weight 122
Cubic Feet 34

OPTIONS –

Moisture barrier +255
Wood arm caps +165
Polyurethane arm caps +185
Corian® Solid Surface arm caps +375

MODEL NO.	COM/1	2	3	4	5	6	7	8
VL-200FA-BH	4014	4601	5166	5751	6355	6979	7614	8260

VL-300FA-BH

DESCRIPTION –

Three-seat
Extended arms



DIMENSIONS –

Width 76.5
Depth 30
Height 34
Seat Width 69.5
Seat Depth 20
Seat Height 18
Arm Height 25
COM Yard Back 3.75
COM Yard Arms 2.75
COM Yard Seat 2
Ship Weight 151
Cubic Feet 49

OPTIONS –

Moisture barrier +340
Wood arm caps +165
Polyurethane arm caps +185
Corian® Solid Surface arm caps +375

MODEL NO.	COM/1	2	3	4	5	6	7	8
VL-300FA-BH	5668	6411	7122	7857	8619	9405	10202	11012

Verity

Clover

Lounge Seating Collection

When ordering this product, specification codes must be added to unit Model Number, as shown below.

NOTE: Upholstery and/or additional options must be specified separately.



LEG
FINISH –

MODEL
NUMBER –

LEG
FINISH –

CLL124F-BH –SS

Metal		Wood	
SB	Smooth Black	AR	Aria
TB	Textured Black	CL	Candlelight
TN	Textured Nickel	CN	Chestnut
SS	Smooth Silver	CH	Chocolate
GM	Gunmetal	DV	Dolce Vita
MB	Metallic Beige	GR	Grenada
		HM	Hard Rock Maple
		HA	Havana
		PA	Palomino
		PE	Pebble
		SA	Sand
		WC	White Chocolate

Clover

Clover

Lounge Seating Collection

Different fabrics may be specified on the seat and on the back. In this case, use the higher grade of the two. No additional upcharge applies. All prices are in US dollars (USD).

CLL124F-BH

DESCRIPTION –

Single Chair



DIMENSIONS –

Width	35
Depth	27.5
Height	33.5
Seat Height	18.25
Seat Width	22
Seat Depth	19.5
COM Yard Back	2.25
COM Yard Seat	1.25
Ship Weight	67
Cubic Feet	21

OPTIONS –

Moisture barrier	+170
Wood legs	+0
Metal legs	+0
Power/USB A+C left facing	+395
Power/USB A+C right facing	+395
Power/USB A+C right & left	+790



**Not recommended for use in high-risk patient areas*

MODEL NO.	COM/1	2	3	4	5	6	7	8
CLL124F-BH	3087	3388	3690	3991	4293	4595	4896	5198

CLL146F-BH

DESCRIPTION –

Two-seat



DIMENSIONS –

Width	58.25
Depth	27.5
Height	33.5
Seat Height	18.25
Seat Width	45.25
Seat Depth	19.5
COM Yard Back	3
COM Yard Seat	2.25
Ship Weight	106
Cubic Feet	35

OPTIONS –

Moisture barrier	+255
Wood legs	+0
Metal legs	+0
Power/USB A+C left facing	+395
Power/USB A+C right facing	+395
Power/USB A+C right & left	+790



**Not recommended for use in high-risk patient areas*

MODEL NO.	COM/1	2	3	4	5	6	7	8
CLL146F-BH	4255	4748	5241	5734	6227	6719	7211	7705

Clover

Clover

Lounge Seating Collection

Different fabrics may be specified on the seat and on the back. In this case, use the higher grade of the two. No additional upcharge applies. All prices are in US dollars (USD).

CLL168F-BH

DESCRIPTION –

Three-seat

DIMENSIONS –

Width	80
Depth	27.5
Height	33.5
Seat Height	18.25
Seat Width	66.5
Seat Depth	19.5
COM Yard Back	3.75
COM Yard Seat	2.25
Ship Weight	141
Cubic Feet	35

OPTIONS –

Moisture barrier	+340
Wood legs	+0
Metal legs	+0
Power/USB A+C left facing	+395
Power/USB A+C right facing	+395
Power/USB A+C right & left	+790



**Not recommended for use in high-risk patient areas*

MODEL NO.	COM/1	2	3	4	5	6	7	8
CLL168F-BH	5270	5889	6508	7127	7746	8365	8984	9603

Clover

Jensen

Lounge Seating Collection

When ordering this product, specification codes must be added to unit Model Number, as shown below.

NOTE: Upholstery and/or additional options must be specified separately.



Jensen

MODEL
NUMBER -

METAL FRAME
FINISH -

ARM CAP
FINISH -

JEL124-BH-CA -SS -EG

GM Gunmetal	Wood
MB Metallic Beige	AR Aria
SB Smooth Black	CL Candlelight
SS Smooth Silver	CN Chestnut
TB Textured Black	CH Chocolate
TN Textured Nickel	DV Dolce Vita
	GR Grenada
	HM Hard Rock Maple
	HA Havana
	PA Palomino
	PE Pebble
	SA Sand
	WC White Chocolate

Jensen

Lounge Seating Collection

Different fabrics may be specified on the seat and on the back. In this case, use the higher grade of the two. No additional upcharge applies. All prices are in US dollars (USD).

JEL124-BH-CA

DESCRIPTION –

24" Lounge Chair

Closed arms



DIMENSIONS –

Width 27.5

Depth 28.5

Height 34

Seat Width 24

Seat Depth 19

Seat Height 18

Arm Height 26

COM Yard 3.25

COM Yard Back 1.25

COM Yard Arms 1

COM Yard Seat 1

Ship Weight 73

Cubic Feet 19

OPTIONS –

Moisture barrier +120

Wood arm caps +0

Polyurethane arm caps N/A

Corian® Solid Surface arm caps +695

Bolt-to-floor brackets +85

Additional 20lbs weight +185

Additional 40lbs weight +370

MODEL NO.	COM/1	2	3	4	5	6	7	8
JEL124-BH-CA	2730	3082	3434	3785	4137	4489	4841	5191

JEL131-BH-CA

DESCRIPTION –

31" Lounge Chair

Closed arms



DIMENSIONS –

Width 34.25

Depth 28.5

Height 34

Seat Width 31

Seat Depth 19

Seat Height 18

Arm Height 26

COM Yard 3.5

COM Yard Back 1.5

COM Yard Arms 1

COM Yard Seat 1

Ship Weight 83.5

Cubic Feet 24

OPTIONS –

Moisture barrier +180

Wood arm caps +0

Polyurethane arm caps N/A

Corian® Solid Surface arm caps +695

Bolt-to-floor brackets +85

Additional 20lbs weight +185

Additional 40lbs weight +370

MODEL NO.	COM/1	2	3	4	5	6	7	8
JEL131-BH-CA	3213	3733	4253	4772	5293	5813	6333	6852

Jensen

Jensen

Lounge Seating Collection

Different fabrics may be specified on the seat and on the back. In this case, use the higher grade of the two. No additional upcharge applies. All prices are in US dollars (USD).

JEL124-BH-CAF

DESCRIPTION –

24" Lounge Chair
Fully closed arms



DIMENSIONS –

Width	27.5
Depth	28.5
Height	34
Seat Width	24
Seat Depth	19
Seat Height	18
Arm Height	26
COM Yard	4.25
COM Yard Back	1.25
COM Yard Arms	2
COM Yard Seat	1
Ship Weight	83
Cubic Feet	19

OPTIONS –

Moisture barrier	+120
Wood arm caps	+0
Polyurethane arm caps	N/A
Corian® Solid Surface arm caps	+695
Bolt-to-floor brackets	+85
Additional 20lbs weight	+185
Additional 40lbs weight	+370

MODEL NO.	COM/1	2	3	4	5	6	7	8
JEL124-BH-CAF	2982	3400	3818	4235	4653	5070	5487	5905

JEL131-BH-CAF

DESCRIPTION –

31" Lounge Chair
Fully closed arms



DIMENSIONS –

Width	34.25
Depth	28.5
Height	34
Seat Width	31
Seat Depth	19
Seat Height	18
Arm Height	26
COM Yard	4.5
COM Yard Back	1.5
COM Yard Arms	2
COM Yard Seat	1
Ship Weight	93.5
Cubic Feet	24

OPTIONS –

Moisture barrier	+180
Wood arm caps	+0
Polyurethane arm caps	N/A
Corian® Solid Surface arm caps	+695
Bolt-to-floor brackets	+85
Additional 20lbs weight	+185
Additional 40lbs weight	+370

MODEL NO.	COM/1	2	3	4	5	6	7	8
JEL131-BH-CAF	3466	4052	4640	5223	5809	6395	6983	7571



NOTE: Upholstery and additional options must be specified separately.

KIWI



MODEL

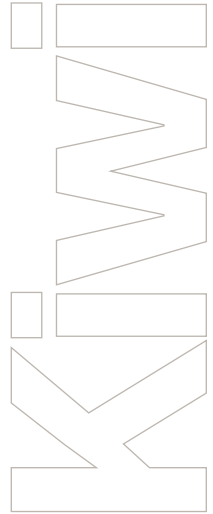
NUMBER -

KWL129

Kiwi

Seating Collection

Different fabrics may be specified on the seat/back and on the sides. In this case, use the higher grade of the two. \$100 upcharge will apply. Minimum order of 2. All combination fabrics must be preapproved prior to ordering. All prices are in US dollars (USD).



KWL129

DESCRIPTION –

Bag Chair



DIMENSIONS –

- Width 29
- Depth 35
- Height 29
- Seat Width 29
- Seat Depth 21
- Seat Height 15
- COM Yard 4.5
- COM Yard Back/Seat 2.25
- COM Yard Sides 2.25
- Ship Weight 16
- Cubic Feet 17

MODEL NO.	COM/1	2	3	4	5	6	7	8
KWL129	1563	1771	1978	2186	2393	2601	2809	3016

KIWI BAG CHAIR REPLACEMENT FILL AVAILABLE AT A COST OF \$175

KWL129D

DESCRIPTION –

Bag Chair

With deep seat



DIMENSIONS –

- Width 29
- Depth 41
- Height 29
- Seat Width 29
- Seat Depth 27
- Seat Height 15
- COM Yard 6.25
- COM Yard Back/Seat 3.75
- COM Yard Sides 2.5
- Ship Weight 16.5
- Cubic Feet 20

MODEL NO.	COM/1	2	3	4	5	6	7	8
KWL129D	1633	1868	2100	2333	2567	2799	3035	3267

KIWI BAG CHAIR REPLACEMENT FILL AVAILABLE AT A COST OF \$175

Lotus

Casegoods Collection

When ordering this product, specification codes must be added to unit Model Number, as shown below.

NOTE: Upholstery and/or additional options must be specified separately.



Gold Award



Innovation Award

Lotus



HDPE FINISH –

MODEL

HDPE

NUMBER –

FINISH –

SLC130–BW

BW Birchwood

BR Brazilian Walnut

CY Coastal Gray

DG Driftwood Gray

Lotus

Casegoods Collection

Standard sizes shown. Custom sizes and configurations available upon request. Call for pricing.

SLC124

DESCRIPTION –

24" Bedside Table

With 2 open fixed shelves



DIMENSIONS –

Width 19

Depth 18

Height 23.5

Cubic Feet 5

Ship Weight 30

MODEL NO.

SLC124 2 open fixed shelves

PRICE

USD \$ 1540

SLC130

DESCRIPTION –

30" Bedside Table

With 3 open fixed shelves



DIMENSIONS –

Width 19

Depth 18

Height 29.5

Cubic Feet 7

Ship Weight 45

MODEL NO.

SLC130 3 open fixed shelves

PRICE

USD \$ 1752

STANTOR

Lotus

Casegoods Collection

Standard sizes shown. Custom sizes and configurations available upon request. Call for pricing.

SLC330

DESCRIPTION –

Single Wardrobe

With 2 open fixed shelves

Includes j-bar



DIMENSIONS –

Width 23.75

Depth 23.5

Height 73.5

Cubic Feet 25

Ship Weight 108

MODEL NO.

SLC330 2 open fixed shelves, j-bar

PRICE

USD \$ 3687

SLC340

DESCRIPTION –

Single Wardrobe

With 5 open fixed shelves



DIMENSIONS –

Width 23.75

Depth 23.5

Height 73.5

Cubic Feet 25

Ship Weight 130

MODEL NO.

SLC340 5 open fixed shelves

PRICE

USD \$ 4125

STANTOR

Lotus

Casegoods Collection

Standard sizes shown. Custom sizes and configurations available upon request. Call for pricing.

SLC410-L

DESCRIPTION –

Desk

With open shelves



DIMENSIONS –

Width 43

Depth 18

Height 30.25

Cubic Feet 17

Ship Weight 80

MODEL NO.

SLC410-L Open shelves

PRICE

USD \$ 2651

SLC410-R

DESCRIPTION –

Desk

With open shelves



DIMENSIONS –

Width 43

Depth 18

Height 30.25

Cubic Feet 17

Ship Weight 80

MODEL NO.

SLC410-R Open shelves

PRICE

USD \$ 2651

STANTOR

Lotus

Casegoods Collection

Standard sizes shown. Custom sizes and configurations available upon request. Call for pricing.

SLC500

DESCRIPTION –

Platform Bed

Includes bolt-to-floor brackets



DIMENSIONS –

Width 38.25

Depth 82

Height 15

Cubic Feet 27

Ship Weight 210

OPTIONS –

Enclosed underside +795

Patient restraint (Model PRFRBD) +420

MODEL NO.

SLC500

PRICE

USD \$ 3999

SLC550

DESCRIPTION –

Platform Bed

With rounded corners

Includes bolt-to-floor brackets



DIMENSIONS –

Width 38.25

Depth 82

Height 17.75

Cubic Feet 32

Ship Weight 215

OPTIONS –

Enclosed underside +795

Patient restraint (Model PRFRBD) +420

MODEL NO.

SLC550

Rounded corners

PRICE

USD \$ 4164

STANTOR

Lotus

Casegoods Collection

Standard sizes shown. Custom sizes and configurations available upon request. Call for pricing.

SLC600

DESCRIPTION –

Double Platform Bed

Includes bolt-to-floor brackets

DIMENSIONS –

Width 56.25

Depth 82

Height 15

Cubic Feet 44

Ship Weight 280

OPTIONS –

Enclosed underside +995

Patient restraint (Model PRFRBD) +420



MODEL NO.

SLC600

PRICE

USD \$ 5529

SLC650

DESCRIPTION –

Double Platform Bed

With rounded corners

Includes bolt-to-floor brackets

DIMENSIONS –

Width 56.25

Depth 82

Height 17.75

Cubic Feet 52

Ship Weight 286

OPTIONS –

Enclosed underside +995

Patient restraint (Model PRFRBD) +420



MODEL NO.

SLC650 Rounded corners

PRICE

USD \$ 5775

STANTOR

Lotus

Casegoods Collection

SF36805

DESCRIPTION –

Mattress



DIMENSIONS –

Width 80

Depth 36

Height 5

Cubic Feet 14

Ship Weight 18

MODEL NO.

PRICE

SF36805	Mattress	USD \$	1454
----------------	----------	--------	------

SF36805-PW

DESCRIPTION –

Mattress

With built-in pillow



DIMENSIONS –

Width 80

Depth 36

Height 5

Cubic Feet 14

Ship Weight 18

MODEL NO.

PRICE

SF36805-PW	Mattress, built-in pillow	USD \$	1643
-------------------	---------------------------	--------	------

S
t
o
r
L

Lotus

Casegoods Collection

SF54805

DESCRIPTION –

Mattress



DIMENSIONS –

Width 80

Depth 54

Height 5

Cubic Feet 22

Ship Weight 27

MODEL NO.		PRICE
SF54805	Mattress	USD \$ 2181

SF54805-PW

DESCRIPTION –

Mattress

With built-in pillow



DIMENSIONS –

Width 80

Depth 54

Height 5

Cubic Feet 22

Ship Weight 27

MODEL NO.		PRICE
SF54805-PW	Mattress, built-in pillow	USD \$ 2466

StorLotus

Fortress

Casegoods Collection

When ordering this product, specification codes must be added to unit Model Number, as shown below.

NOTE: Upholstery and/or additional options must be specified separately.



Fortress

MODEL

LAMINATE

NUMBER -

FINISH -

SF120 -SF

- AR** Aria
- CL** Candlelight
- CN** Chestnut
- CH** Chocolate
- DV** Dolce Vita
- GR** Grenada
- HM** Hard Rock Maple
- HA** Havana
- PA** Palomino
- PE** Pebble
- SA** Sand
- WC** White Chocolate

Fortress

Casegoods Collection

Standard sizes shown. Custom sizes and configurations available upon request. Call for pricing.

SF120

DESCRIPTION –

Bedside Table
With 3 drawers



DIMENSIONS –

Width 19
Depth 18.625
Height 29.5
Ship Weight 78
Cubic Feet 7

OPTIONS –

3mm PVC edge +0

MODEL NO.		PRICE	
SF120	3 drawers	USD \$	1489

SF130

DESCRIPTION –

Bedside Table
With 3 open fixed shelves



DIMENSIONS –

Width 19
Depth 18.625
Height 29.5
Ship Weight 57
Cubic Feet 7

OPTIONS –

3mm PVC edge +0

MODEL NO.		PRICE	
SF130	3 open fixed shelves	USD \$	1183

SF200

DESCRIPTION –

Dresser
With 3 drawers



DIMENSIONS –

Width 31
Depth 18.625
Height 29.5
Ship Weight 110
Cubic Feet 12

OPTIONS –

3mm PVC edge +0

MODEL NO.		PRICE	
SF200	3 drawers	USD \$	1791

S
S
E
R
T
J
O
F
F
O
R
T
E
S

Fortress

Casegoods Collection

Standard sizes shown. Custom sizes and configurations available upon request. Call for pricing.

SF205

DESCRIPTION –

Dresser
With 3 open fixed shelves



DIMENSIONS –

Width 31
Depth 18.625
Height 29.5
Ship Weight 82
Cubic Feet 12

OPTIONS –

3mm PVC edge +0

MODEL NO.		PRICE
SF205	3 open fixed shelves	USD \$ 1475

SF210

DESCRIPTION –

Chest
With 4 drawers



DIMENSIONS –

Width 31
Depth 18.625
Height 37.75
Ship Weight 136
Cubic Feet 42

OPTIONS –

3mm PVC edge +0

MODEL NO.		PRICE
SF210	4 drawers	USD \$ 2143

SF215

DESCRIPTION –

Chest
With 4 open fixed shelves



DIMENSIONS –

Width 31
Depth 18.625
Height 37.75
Ship Weight 102
Cubic Feet 42

OPTIONS –

3mm PVC edge +0

MODEL NO.		PRICE
SF215	4 open fixed shelves	USD \$ 1741

S
S
e
a
r
t
o
f
F
o
r
t
r
e
s
s

Fortress

Casegoods Collection

Standard sizes shown. Custom sizes and configurations available upon request. Call for pricing.

SF300

DESCRIPTION –

Double Wardrobe

With interior shelf

Includes j-bar



DIMENSIONS –

Width 36

Depth 23.5

Height 73.5

Ship Weight 210

Cubic Feet 38

OPTIONS –

3mm PVC edge

+0

MODEL NO.

PRICE

MODEL NO.		PRICE
SF300	Interior shelf, j-bar	USD \$ 3802

SF330-L / SF330-R

DESCRIPTION –

Single Wardrobe

With interior shelf

Includes j-bar



DIMENSIONS –

Width 24

Depth 23.5

Height 73.5

Ship Weight 156

Cubic Feet 25

OPTIONS –

3mm PVC edge

+0

MODEL NO.

PRICE

SF330-L	Left-hinged (shown)	USD \$ 3072
SF330-R	Right-hinged	USD \$ 3072

SF340

DESCRIPTION –

Single Wardrobe

With 5 open fixed shelves



DIMENSIONS –

Width 24

Depth 23.5

Height 73.5

Ship Weight 159

Cubic Feet 25

OPTIONS –

3mm PVC edge

+0

MODEL NO.

PRICE

SF340	5 open fixed shelves	USD \$ 2430
-------	----------------------	-------------

S
S
e
r
v
i
c
e
F
o
r
t
r
e
s
s

Fortress

Casegoods Collection

Standard sizes shown. Custom sizes and configurations available upon request. Call for pricing.

SF310

DESCRIPTION –

Double Wardrobe
With 10 open fixed shelves



DIMENSIONS –

Width 36
Depth 23.5
Height 73.5
Ship Weight 239
Cubic Feet 38

OPTIONS –

3mm PVC edge +0

MODEL NO.		PRICE
SF310	10 open fixed shelves	USD \$ 3573

SF400-L / SF400-R

DESCRIPTION –

Desk
With 3 drawer pedestal



DIMENSIONS –

Width 47
Depth 18.625
Height 30.25
Ship Weight 112
Cubic Feet 17

OPTIONS –

3mm PVC edge +0

MODEL NO.		PRICE
SF400-L	Drawers on left (shown)	USD \$ 2159
SF400-R	Drawers on right	USD \$ 2159

SF410-L / SF410-R

DESCRIPTION –

Desk
With 3 open fixed shelves



DIMENSIONS –

Width 47
Depth 18.625
Height 30.25
Ship Weight 91
Cubic Feet 17

OPTIONS –

3mm PVC edge +0

MODEL NO.		PRICE
SF410-L	Shelves on left (shown)	USD \$ 1822
SF410-R	Shelves on right	USD \$ 1822

S
S
E
J
T
J
O
F
F
O
R
T
E
S
S

Fortress

Casegoods Collection

Standard sizes shown. Custom sizes and configurations available upon request. Call for pricing.

SF500

DESCRIPTION –

Platform Bed

Includes bolt-to-floor brackets



DIMENSIONS –

Width 82

Depth 38.25

Height 15

Ship Weight 189

Ship Weight w/encl. underside 230

Cubic Feet 32

OPTIONS –

Enclosed underside, adds 41 lbs +398

Stainless steel deck tie downs (4 per side) +570

Note: Bed will be 2" wider when tie downs are specified



DECK TIE
DOWNS

MODEL NO.

MODEL NO.		PRICE
SF500	No storage, open underside	USD \$ 2956

PRICE

SF550

DESCRIPTION –

Platform Bed, rounded corners

Includes bolt-to-floor brackets



DIMENSIONS –

Width 82

Depth 38.25

Height 18

Ship Weight 194

Ship Weight w/encl. underside 235

Cubic Feet 32

OPTIONS –

Enclosed underside, adds 41 lbs +398

Stainless steel deck tie downs (4 per side) +570

Note: Bed will be 2" wider when tie downs are specified



DECK TIE
DOWNS

MODEL NO.

MODEL NO.		PRICE
SF550	Higher end panels, no storage, open underside	USD \$ 3065

PRICE

S
S
e
a
r
t
o
f
F
o
r
t
r
e
s
s

Fortress

Casegoods Collection

Standard sizes shown. Custom sizes and configurations available upon request. Call for pricing.

SF500-BTL

DESCRIPTION –

Platform Bed

With left built-in bedside table

Includes bolt-to-floor brackets



DIMENSIONS –

Width 50

Depth 82

Height 15

Bed Width 38.25

Bedside Width 11.75

Bedside Depth 16

Ship Weight 214

Ship Weight w/encl. underside 255

Cubic Feet 42

OPTIONS –

Enclosed underside, adds 41 lbs +398

Stainless steel deck tie downs (4 per side) +570

Note: Bed will be 2" wider when tie downs are specified



DECK TIE
DOWNS

MODEL NO.

PRICE

MODEL NO.	Description	PRICE
SF500-BTL	Left bedside table	USD \$ 3786

SF500-BTR

DESCRIPTION –

Platform Bed

With right built-in bedside table

Includes bolt-to-floor brackets



DIMENSIONS –

Width 50

Depth 82

Height 15

Bed Width 38.25

Bedside Width 11.75

Bedside Depth 16

Ship Weight 214

Ship Weight w/encl. underside 255

Cubic Feet 42

OPTIONS –

Enclosed underside, adds 41 lbs +398

Stainless steel deck tie downs (4 per side) +570

Note: Bed will be 2" wider when tie downs are specified



DECK TIE
DOWNS

MODEL NO.

PRICE

MODEL NO.	Description	PRICE
SF500-BTR	Right bedside table	USD \$ 3786

S
S
S
E
E
E
F
O
R
T
R
E
S
S

Fortress

Casegoods Collection

Standard sizes shown. Custom sizes and configurations available upon request. Call for pricing.

SF550-BTL

DESCRIPTION –

Platform Bed

With rounded corners

With left built-in bedside tables

Includes bolt-to-floor brackets



DIMENSIONS –

Width 50

Depth 82

Height 18

Bed Width 38.25

Bedside Width 11.75

Bedside Depth 16

Ship Weight 219

Ship Weight w/encl. underside 260

Cubic Feet 44

OPTIONS –

Enclosed underside, adds 41 lbs +398

Stainless steel deck tie downs (4 per side) +570

Note: Bed will be 2" wider when tie downs are specified



DECK TIE
DOWNS

MODEL NO.

MODEL NO.		PRICE
SF550-BTL	Rounded corners, left bedside table	USD \$ 3896

SF550-BTR

DESCRIPTION –

Platform Bed

With rounded corners

With right built-in bedside table

Includes bolt-to-floor brackets



DIMENSIONS –

Width 50

Depth 82

Height 18

Bed Width 38.25

Bedside Width 11.75

Bedside Depth 16

Ship Weight 219

Ship Weight w/encl. underside 260

Cubic Feet 44

OPTIONS –

Enclosed underside, adds 41 lbs +398

Stainless steel deck tie downs (4 per side) +570

Note: Bed will be 2" wider when tie downs are specified



DECK TIE
DOWNS

MODEL NO.

MODEL NO.		PRICE
SF550-BTR	Rounded corners, right bedside tables	USD \$ 3896

S
S
E
R
T
J
O
F
F
O
R
T
E
S

Fortress

Casegoods Collection

Standard sizes shown. Custom sizes and configurations available upon request. Call for pricing.

SF600

DESCRIPTION –

Double Platform Bed



DIMENSIONS –

Width 56.25

Depth 82

Height 15

Ship Weight 246

Ship Weight w/encl. underside 308

Cubic Feet 41

OPTIONS –

Enclosed underside, adds 62 lbs +597

MODEL NO.

PRICE

MODEL NO.		PRICE
SF600	Double Platform Bed	USD \$ 4346

SF600-DTD

DESCRIPTION –

Double Platform Bed

With deck tie downs



DIMENSIONS –

Width 58.25

Depth 82

Height 15

Ship Weight 254

Ship Weight w/encl. underside 319

Cubic Feet 43

OPTIONS –

Enclosed underside, adds 65 lbs +597

MODEL NO.

PRICE

MODEL NO.		PRICE
SF600-DTD	Double Platform Bed, deck tie downs	USD \$ 5243

S
S
E
R
T
J
O
F
F
O
R
T
E
S
S

Fortress

Casegoods Collection

Standard sizes shown. Custom sizes and configurations available upon request. Call for pricing.

SF650

DESCRIPTION –

Double Platform Bed
With rounded corners



DIMENSIONS –

Width 56.25
Depth 82
Height 18
Ship Weight 252
Ship Weight w/encl. underside 314
Cubic Feet 49

OPTIONS –

Enclosed underside, adds 62 lbs +597

MODEL NO.

PRICE

MODEL NO.		PRICE
SF650	Double Platform Bed, rounded corners	USD \$ 4507

SF650-DTD

DESCRIPTION –

Double Platform Bed
With rounded corners
With deck tie downs



DIMENSIONS –

Width 58.25
Depth 82
Height 18
Ship Weight 261
Ship Weight w/encl. underside 325
Cubic Feet 51

OPTIONS –

Enclosed underside, adds 64 lbs +597

MODEL NO.

PRICE

MODEL NO.		PRICE
SF650-DTD	Double Platform Bed, rounded corners, deck tie downs	USD \$ 5400

S
S
E
R
T
J
O
F
F
O
R
T
R
E
S
S

Fortress

Casegoods Collection

SF36805

DESCRIPTION –

Mattress



DIMENSIONS –

Width 80

Depth 36

Height 5

Cubic Feet 14

Ship Weight 18

MODEL NO.

PRICE

SF36805	Mattress	USD \$	1454
----------------	----------	--------	------

SF36805-PW

DESCRIPTION –

Mattress

With built-in pillow



DIMENSIONS –

Width 80

Depth 36

Height 5

Cubic Feet 14

Ship Weight 18

MODEL NO.

PRICE

SF36805-PW	Mattress, built-in pillow	USD \$	1643
-------------------	---------------------------	--------	------

S
S
E
J
T
J
O
F
F
O
R
T
R
E
S
S

Fortress

Casegoods Collection

SF54805

DESCRIPTION –

Mattress



DIMENSIONS –

Width 80

Depth 54

Height 5

Cubic Feet 22

Ship Weight 27

MODEL NO.

PRICE

MODEL NO.		PRICE
SF54805	Mattress	USD \$ 2181

SF54805-PW

DESCRIPTION –

Mattress

With built-in pillow



DIMENSIONS –

Width 80

Depth 54

Height 5

Cubic Feet 22

Ship Weight 27

MODEL NO.

PRICE

MODEL NO.		PRICE
SF54805-PW	Mattress, built-in pillow	USD \$ 2466

S
S
E
J
T
J
O
F
F
O
R
T
R
E
S
S

Liberty

Casegoods Collection

When ordering this product, specification codes must be added to unit Model Number, as shown below.

NOTE: Upholstery and/or additional options must be specified separately.



THERMOFOIL FINISH -

Liberty

MODEL

THERMOFOIL

NUMBER -

FINISH -

SL120-SF

- AR Aria
- CL Candlelight
- CN Chestnut
- CH Chocolate
- DV Dolce Vita
- GR Grenada
- HM Hard Rock Maple
- HA Havana
- PA Palomino
- PE Pebble
- SA Sand
- WC White Chocolate

Liberty

Casegoods Collection

Standard sizes shown. Custom sizes and configurations available upon request. Call for pricing.

SL120

DESCRIPTION –

Bedside Table
With 3 drawers



DIMENSIONS –

Width 18.75

Depth 18.25

Height 30

Ship Weight 76

Cubic Feet 7

MODEL NO.

SL120 3 drawers

PRICE

USD \$ 1563

SL130

DESCRIPTION –

Bedside Table
With 3 open fixed shelves



DIMENSIONS –

Width 18.75

Depth 18.75

Height 30

Ship Weight 56

Cubic Feet 7

MODEL NO.

SL130 3 open fixed shelves

PRICE

USD \$ 1215

Liberty

Liberty

Casegoods Collection

Standard sizes shown. Custom sizes and configurations available upon request. Call for pricing.

SL200

DESCRIPTION –

Dresser

With 3 drawers



DIMENSIONS –

Width 30.75

Depth 18.25

Height 30

Ship Weight 108

Cubic Feet 12

MODEL NO.

SL200 3 drawers

PRICE

USD \$ 2004

SL205

DESCRIPTION –

Dresser

With 3 open fixed shelves



DIMENSIONS –

Width 30.75

Depth 18.75

Height 30

Ship Weight 82

Cubic Feet 12

MODEL NO.

SL205 3 open fixed shelves

PRICE

USD \$ 1625

Liberty

Liberty

Casegoods Collection

Standard sizes shown. Custom sizes and configurations available upon request. Call for pricing.

SL210

DESCRIPTION –

Chest

With 4 drawers



DIMENSIONS –

Width 30.75

Depth 18.25

Height 38.25

Ship Weight 134

Cubic Feet 42

MODEL NO.

PRICE

MODEL NO.		PRICE
SL210	4 drawers	USD \$ 2258

SL215

DESCRIPTION –

Chest

With 4 open fixed shelves



DIMENSIONS –

Width 30.75

Depth 18.75

Height 38.25

Ship Weight 102

Cubic Feet 42

MODEL NO.

PRICE

MODEL NO.		PRICE
SL215	4 open fixed shelves	USD \$ 1796

SL340

DESCRIPTION –

Single Wardrobe

With 5 open fixed shelves



DIMENSIONS –

Width 23

Depth 23.5

Height 73.75

Ship Weight 159

Cubic Feet 25

MODEL NO.

PRICE

MODEL NO.		PRICE
SL340	5 open fixed shelves	USD \$ 2636

Liberty

Liberty

Casegoods Collection

Standard sizes shown. Custom sizes and configurations available upon request. Call for pricing.

SL310

DESCRIPTION –

Double Wardrobe
With 10 open fixed shelves



DIMENSIONS –

Width 35
Depth 23.5
Height 73.75
Ship Weight 239
Cubic Feet 38

MODEL NO.

PRICE

MODEL NO.		PRICE
SL310	10 open fixed shelves	USD \$ 3692

SL400-L / SL400-R

DESCRIPTION –

Desk
With 3 drawer pedestal



DIMENSIONS –

Width 47
Depth 18.25
Height 30
Ship Weight 110
Cubic Feet 17

MODEL NO.

PRICE

SL400-L	Drawers on left (shown)	USD \$ 2243
SL400-R	Drawers on right	USD \$ 2243

SL410-L / SL410-R

DESCRIPTION –

Desk
With 3 open fixed shelves



DIMENSIONS –

Width 47
Depth 18.25
Height 30
Ship Weight 87
Cubic Feet 17

MODEL NO.

PRICE

SL410-L	Shelves on left (shown)	USD \$ 1880
SL410-R	Shelves on right	USD \$ 1880

Liberty

Liberty

Casegoods Collection

Standard sizes shown. Custom sizes and configurations available upon request. Call for pricing.

SL500

DESCRIPTION –

Platform Bed

Includes bolt-to-floor brackets



DIMENSIONS –

Width 82

Depth 38.25

Height 15

Ship Weight 189

Ship Weight w/encl. underside 230

Cubic Feet 32

OPTIONS –

Enclosed underside, adds 41 lbs +398

Stainless steel deck tie downs (4 per side) +570
Note: Bed will be 2" wider when tie downs are specified



DECK TIE
DOWNS

MODEL NO.

MODEL NO.		PRICE
SL500	No storage	USD \$ 2956

SL550

DESCRIPTION –

Platform Bed

With rounded corners

Includes bolt-to-floor brackets



DIMENSIONS –

Width 82

Depth 38.25

Height 18

Ship Weight 194

Ship Weight w/encl. underside 235

Cubic Feet 32

OPTIONS –

Enclosed underside, adds 41 lbs +398

Stainless steel deck tie downs (4 per side) +570
Note: Bed will be 2" wider when tie downs are specified



DECK TIE
DOWNS

MODEL NO.

MODEL NO.		PRICE
SL550	Rounded corners	USD \$ 3065

Liberty

Liberty

Casegoods Collection

Standard sizes shown. Custom sizes and configurations available upon request. Call for pricing.

Liberty Casegoods

SL500-BTL

DESCRIPTION –

Platform Bed
With left built-in bedside table



DIMENSIONS –

Width 50
Depth 82
Height 15
Bed Width 38.25
Bedside Width 11.75
Bedside Depth 16
Ship Weight 214
Ship Weight w/encl. underside 255
Cubic Feet 42

OPTIONS –

Enclosed underside, adds 41 lbs +398
Stainless steel deck tie downs (4 per side) +570
Note: Bed will be 2" wider when tie downs are specified



DECK TIE DOWNS

MODEL NO.		PRICE	
SL500-BTL	Left bedside table	USD \$	3786

SL500-BTR

DESCRIPTION –

Platform Bed
With right built-in bedside table



DIMENSIONS –

Width 50
Depth 82
Height 15
Bed Width 38.25
Bedside Width 11.75
Bedside Depth 16
Ship Weight 214
Ship Weight w/encl. underside 255
Cubic Feet 42

OPTIONS –

Enclosed underside, adds 41 lbs +398
Stainless steel deck tie downs (4 per side) +570
Note: Bed will be 2" wider when tie downs are specified



DECK TIE DOWNS

MODEL NO.		PRICE	
SL500-BTR	Right bedside table	USD \$	3786

Liberty

Casegoods Collection

Standard sizes shown. Custom sizes and configurations available upon request. Call for pricing.

SL550-BTL

DESCRIPTION –

Platform Bed

With rounded corners

With left built-in bedside table



DIMENSIONS –

Width 50

Depth 82

Height 18

Bed Width 38.25

Bedside Width 11.75

Bedside Depth 16

Ship Weight 219

Ship Weight w/encl. underside 260

Cubic Feet 44

OPTIONS –

Enclosed underside, adds 41 lbs +398

Stainless steel deck tie downs (4 per side) +570

Note: Bed will be 2" wider when tie downs are specified



DECK TIE
DOWNS

MODEL NO.

PRICE

MODEL NO.		PRICE
SL550-BTL	Left bedside table	USD \$ 3896

SL550-BTR

DESCRIPTION –

Platform Bed

With rounded corners

With right built-in bedside table



DIMENSIONS –

Width 50

Depth 82

Height 18

Bed Width 38.25

Bedside Width 11.75

Bedside Depth 16

Ship Weight 219

Ship Weight w/encl. underside 260

Cubic Feet 44

OPTIONS –

Enclosed underside, adds 41 lbs +398

Stainless steel deck tie downs (4 per side) +570

Note: Bed will be 2" wider when tie downs are specified



DECK TIE
DOWNS

MODEL NO.

PRICE

MODEL NO.		PRICE
SL550-BTR	Right bedside table	USD \$ 3896

Liberty

Liberty

Casegoods Collection

Standard sizes shown. Custom sizes and configurations available upon request. Call for pricing.

SL600

DESCRIPTION –

Double Platform Bed



DIMENSIONS –

Width 56.25

Depth 82

Height 15

Ship Weight 246

Ship Weight w/encl. underside 308

Cubic Feet 41

OPTIONS –

Enclosed underside, adds 62 lbs +597

MODEL NO.

PRICE

MODEL NO.		PRICE
SL600	Double Platform Bed	USD \$ 4346

SL600-DTD

DESCRIPTION –

Double Platform Bed

With deck tie downs



DIMENSIONS –

Width 58.25

Depth 82

Height 15

Ship Weight 254

Ship Weight w/encl. underside 319

Cubic Feet 43

OPTIONS –

Enclosed underside, adds 65 lbs +597

MODEL NO.

PRICE

MODEL NO.		PRICE
SL600-DTD	Double Platform Bed, deck tie downs	USD \$ 5243

Liberty

Liberty

Casegoods Collection

Standard sizes shown. Custom sizes and configurations available upon request. Call for pricing.

SL650

DESCRIPTION –

Double Platform Bed
With rounded corners



DIMENSIONS –

Width 56.25
Depth 82
Height 18
Ship Weight 252
Ship Weight w/encl. underside 314
Cubic Feet 49

OPTIONS –

Enclosed underside, adds 62 lbs +597

MODEL NO.

PRICE

MODEL NO.		PRICE
SL650	Double Platform Bed, rounded corners	USD \$ 4507

SL650-DTD

DESCRIPTION –

Double Platform Bed
With rounded corners
With deck tie downs



DIMENSIONS –

Width 58.25
Depth 82
Height 18
Ship Weight 261
Ship Weight w/encl. underside 325
Cubic Feet 51

OPTIONS –

Enclosed underside, adds 64 lbs +597

MODEL NO.

PRICE

SL650-DTD	Double Platform Bed, rounded corners, deck tie downs	USD \$ 5400
-----------	--	-------------

Liberty

SF36805

DESCRIPTION –

Mattress



DIMENSIONS –

Width 80
 Depth 36
 Height 5
 Cubic Feet 14
 Ship Weight 18

MODEL NO.		PRICE
SF36805	Mattress	USD \$ 1454

SF36805-PW

DESCRIPTION –

Mattress
 With built-in pillow



DIMENSIONS –

Width 80
 Depth 36
 Height 5
 Cubic Feet 14
 Ship Weight 18

MODEL NO.		PRICE
SF36805-PW	Mattress, built-in pillow	USD \$ 1643

Liberty

Liberty

Casegoods Collection

SF54805

DESCRIPTION –

Mattress



DIMENSIONS –

Width 80

Depth 54

Height 5

Cubic Feet 22

Ship Weight 27

MODEL NO.

PRICE


MODEL NO.		PRICE
SF54805	Mattress	USD \$ 2181

SF54805-PW

DESCRIPTION –

Mattress

With built-in pillow



DIMENSIONS –

Width 80

Depth 54

Height 5

Cubic Feet 22

Ship Weight 27

MODEL NO.

PRICE

MODEL NO.		PRICE
SF54805-PW	Mattress, built-in pillow	USD \$ 2466

Liberty

Gibraltar

Casegoods Collection

When ordering this product, specification codes must be added to unit Model Number, as shown below.

NOTE: Upholstery and/or additional options must be specified separately.



LAMINATE FINISH -

Gibraltar

MODEL
NUMBER -

LAMINATE
FINISH -

SG120 -SF

- AR Aria
- CL Candlelight
- CN Chestnut
- CH Chocolate
- DV Dolce Vita
- GR Grenada
- HM Hard Rock Maple
- HA Havana
- PA Palomino
- PE Pebble
- SA Sand
- WC White Chocolate

Gibraltar

Casegoods Collection

Standard sizes shown. Custom sizes and configurations available upon request. Call for pricing.

SG100-BH

DESCRIPTION –

Night Stand
With fixed open shelf



DIMENSIONS –

Width 21.75
Depth 18.5
Height 22
Ship Weight 60
Cubic Feet 7

OPTIONS –

3mm PVC edge +0

MODEL NO.

PRICE

MODEL NO.		PRICE
SG100-BH	Fixed open shelf	USD \$ 1551

SG120-BH

DESCRIPTION –

Bedside Table
With 3 drawers



DIMENSIONS –

Width 21.75
Depth 18.5
Height 30
Ship Weight 102
Cubic Feet 8

OPTIONS –

3mm PVC edge +0

MODEL NO.

PRICE

MODEL NO.		PRICE
SG120-BH	3 drawers	USD \$ 2249

SG130-BH

DESCRIPTION –

Bedside Table
With 3 fixed open shelves



DIMENSIONS –

Width 21.75
Depth 18.5
Height 30
Ship Weight 80
Cubic Feet 8

OPTIONS –

3mm PVC edge +0

MODEL NO.

PRICE

MODEL NO.		PRICE
SG130-BH	3 fixed open shelves	USD \$ 1705

Gibraltar

Gibraltar

Casegoods Collection

Standard sizes shown. Custom sizes and configurations available upon request. Call for pricing.

SG200-BH

DESCRIPTION –

Dresser
With 3 dressers



DIMENSIONS –

Width 32
Depth 18.5
Height 30
Ship Weight 129
Cubic Feet 12

OPTIONS –

3mm PVC edge +0

MODEL NO.		PRICE	
SG200-BH	3 drawers	USD \$	2539

SG205-BH

DESCRIPTION –

Dresser
With 3 open shelves



DIMENSIONS –

Width 32
Depth 18.5
Height 30
Ship Weight 101
Cubic Feet 12

OPTIONS –

3mm PVC edge +0

MODEL NO.		PRICE	
SG205-BH	3 open shelves	USD \$	1878

SG210-BH

DESCRIPTION –

Chest
With 4 drawers



DIMENSIONS –

Width 32
Depth 18.5
Height 38.25
Ship Weight 161
Cubic Feet 15

OPTIONS –

3mm PVC edge +0

MODEL NO.		PRICE	
SG210-BH	4 drawers	USD \$	2946

Gibraltar

Gibraltar

Casegoods Collection

Standard sizes shown. Custom sizes and configurations available upon request. Call for pricing.

SG215-BH

DESCRIPTION –

Chest
With 4 fixed open shelves



DIMENSIONS –

Width 32
Depth 18.5
Height 38.25
Ship Weight 126
Cubic Feet 15

OPTIONS –

3mm PVC edge +0

MODEL NO.

PRICE

MODEL NO.		PRICE
SG215-BH	4 fixed open shelves	USD \$ 2172

SG330-L-BH / SG330-R-BH

DESCRIPTION –

Single Wardrobe
With interior shelf
Includes j-bar



DIMENSIONS –

Width 24.25
Depth 23.5
Height 73
Ship Weight 205
Cubic Feet 24

OPTIONS –

3mm PVC edge +0

MODEL NO.

PRICE

SG330-L-BH	Left-hinged (shown)	USD \$ 3555
SG330-R-BH	Right-hinged	USD \$ 3555

SG340-BH

DESCRIPTION –

Single Wardrobe
With 4 open fixed shelves



DIMENSIONS –

Width 24.25
Depth 23.5
Height 73
Ship Weight 198
Cubic Feet 24

OPTIONS –

3mm PVC edge +0

MODEL NO.

PRICE

SG340-BH	4 open fixed shelves	USD \$ 2993
-----------------	----------------------	-------------

Gibraltar

Gibraltar

Casegoods Collection

Standard sizes shown. Custom sizes and configurations available upon request. Call for pricing.

SG300-BH

DESCRIPTION –

Double Wardrobe

With interior shelf

Includes j-bar



DIMENSIONS –

Width 36.25

Depth 23.5

Height 73

Ship Weight 255

Cubic Feet 35

OPTIONS –

3mm PVC edge

+0

MODEL NO.

PRICE

MODEL NO.	DESCRIPTION	PRICE
SG300-BH	Interior shelf, j-bar	USD \$ 4976

SG310-BH

DESCRIPTION –

Double Wardrobe

With 8 open fixed shelves



DIMENSIONS –

Width 36.25

Depth 23.5

Height 73

Ship Weight 268

Cubic Feet 35

OPTIONS –

3mm PVC edge

+0

MODEL NO.

PRICE

MODEL NO.	DESCRIPTION	PRICE
SG310-BH	8 open fixed shelves	USD \$ 3821

SG400-L-BH / SG400-R-BH

DESCRIPTION –

Desk

With 3 drawer pedestal



DIMENSIONS –

Width 47

Depth 18.5

Height 30

Ship Weight 135

Cubic Feet 16

OPTIONS –

3mm PVC edge

+0

MODEL NO.

PRICE

MODEL NO.	DESCRIPTION	PRICE
SG400-L-BH	Drawers on left (shown)	USD \$ 2982
SG400-R-BH	Drawers on right	USD \$ 2982

Gibraltar

Gibraltar

Casegoods Collection

Standard sizes shown. Custom sizes and configurations available upon request. Call for pricing.

SG410-L-BH / SG410-R-BH

DESCRIPTION –

Desk
With 3 open fixed shelves



DIMENSIONS –

Width 47
Depth 18.5
Height 30
Ship Weight 113
Cubic Feet 16

OPTIONS –

3mm PVC edge +0

MODEL NO.

PRICE

SG410-L-BH	Shelves on left (shown)	USD \$	2249
SG410-R-BH	Shelves on right	USD \$	2249

SG420-BH

DESCRIPTION –

Desk



DIMENSIONS –

Width 47
Depth 18.5
Height 30
Ship Weight 85
Cubic Feet 16

OPTIONS –

3mm PVC edge +0

MODEL NO.

PRICE

SG420-BH	Desk	USD \$	1936
-----------------	------	--------	------

Gibraltar

Gibraltar

Casegoods Collection

Standard sizes shown. Custom sizes and configurations available upon request. Call for pricing.

SG600-BH

DESCRIPTION –

Platform Bed



DIMENSIONS –

Width 38

Depth 85.25

Height 15.25

Ship Weight 226

Ship Weight w/ encl. underside 267

Cubic Feet 29

OPTIONS –

Enclosed underside, adds 41 lbs +398

MODEL NO.

PRICE

MODEL NO.		PRICE
SG600-BH	Platform Bed	USD \$ 3658

SG600-BH-DTD

DESCRIPTION –

Platform Bed

With deck tie downs



DIMENSIONS –

Width 40

Depth 85.25

Height 15.25

Ship Weight 237

Ship Weight w/ encl. underside 280

Cubic Feet 30

OPTIONS –

Enclosed underside, adds 43 lbs +398

MODEL NO.

PRICE

SG600-BH-DTD	Platform Bed, deck tie downs	USD \$ 4300
---------------------	------------------------------	-------------

Gibraltar

Gibraltar

Casegoods Collection

Standard sizes shown. Custom sizes and configurations available upon request. Call for pricing.

SG700-BH

DESCRIPTION –

Double Platform Bed



DIMENSIONS –

Width 56.25

Depth 85

Height 15.25

Ship Weight 299

Ship Weight w/ encl. underside 361

Cubic Feet 43

OPTIONS –

Enclosed underside, adds 62 lbs +597

MODEL NO.

PRICE

MODEL NO.		PRICE
SG700-BH	Double Platform Bed	USD \$ 5380

SG700-BH-DTD

DESCRIPTION –

Double Platform Bed

With deck tie downs



DIMENSIONS –

Width 58.25

Depth 85

Height 15.25

Ship Weight 310

Ship Weight w/ encl. underside 374

Cubic Feet 44

OPTIONS –

Enclosed underside, adds 64 lbs +597

MODEL NO.

PRICE

SG700-BH-DTD	Double Platform Bed, deck tie downs	USD \$ 6222
---------------------	-------------------------------------	-------------

Gibraltar

Mattress
Bed Accessories

SF36805

DESCRIPTION –

Mattress



DIMENSIONS –

Width 80
Depth 36
Height 5
Cubic Feet 14
Ship Weight 18

MODEL NO.		PRICE
SF36805	Mattress	USD \$ 1454

SF36805-PW

DESCRIPTION –

Mattress
With built-in pillow



DIMENSIONS –

Width 80
Depth 36
Height 5
Cubic Feet 14
Ship Weight 18

MODEL NO.		PRICE
SF36805-PW	Mattress, built-in pillow	USD \$ 1643

Mattresses

Mattress
Bed Accessories

SF54805

DESCRIPTION –

Mattress



DIMENSIONS –

Width 80
 Depth 54
 Height 5
 Cubic Feet 22
 Ship Weight 27

MODEL NO.		PRICE	
SF54805	Mattress	USD \$	2181

SF54805-PW

DESCRIPTION –

Mattress
 With built-in pillow



DIMENSIONS –

Width 80
 Depth 54
 Height 5
 Cubic Feet 22
 Ship Weight 27

MODEL NO.		PRICE	
SF54805-PW	Mattress, built-in pillow	USD \$	2466

Mattresses


Frontier

Casegoods Collection

When ordering this product, specification MODEL NO.s must be added to unit Model Number, as shown below.

Custom finishes require a minimum quantity order. Please contact customer service for more information.

NOTE: Upholstery and additional options must be specified separately.



COLOR FINISH -

Frontier

MODEL

COLOR

NUMBER -

FINISH -

FRBD3681 -DB

CB Cornflower Blue

CG Chateau Grey

DB Dusty Blue

HP Heather Purple

IG Iron Gate

SA Sage Green

SG Slate Green

WS Warm Sand

Frontier

Casegoods Collection

FRBD3681

DESCRIPTION –

Bed



DIMENSIONS –

Width 86.75

Depth 42

Height 24

Ship Weight 182

Cubic Feet 50

OPTIONS –

Bolt-to-floor (Model BTFFRB) +0

Enclosed bottom (adds 54 lbs) +398

Patient restraint module, set of 4 +420

MODEL NO.

PRICE

FRBD3681

USD \$ 3688

SF36805

DESCRIPTION –

Mattress



DIMENSIONS –

Width 80

Depth 36

Height 5

Cubic Feet 14

Ship Weight 18

MODEL NO.

PRICE

SF36805 Mattress

USD \$ 1454

SF36805-PW

DESCRIPTION –

Mattress

With built-in pillow



DIMENSIONS –

Width 80

Depth 36

Height 5

Cubic Feet 14

Ship Weight 18

MODEL NO.

PRICE

SF36805-PW Mattress, built-in pillow

USD \$ 1643

Frontier

FR101

DESCRIPTION –

Bedside Cabinet



DIMENSIONS –

Width 20.25
 Depth 20
 Height 26
 Ship Weight 29
 Cubic Feet 6

OPTIONS –

Bolt-to-floor (Model BTFFRC) +0

MODEL NO.		PRICE	
FR101	"Flip-style"	USD \$	1298

FRC121A

DESCRIPTION –

Armless Chair



DIMENSIONS –

Width 22
 Depth 25.5
 Height 33
 Ship Weight 45
 Cubic Feet 11

OPTIONS –

Bolt-to-floor (Model BTFFRC) +0
 Ganging bracket (Model CCGFRC) +40
 Factory supplied ballast - 50 lbs Model No. BST50 +65

MODEL NO.		PRICE	
FRC121A		USD \$	952

FRCG500

DESCRIPTION –

Desk



DIMENSIONS –

Width 36.25
 Depth 23
 Height 29
 Ship Weight 43
 Cubic Feet 14

OPTIONS –

Bolt-to-floor (Model BTFFRC) +0
Desks are designed to be installed against a wall. Mounting features are visible on the back side.

MODEL NO.		PRICE	
FRCG500		USD \$	2167

Frontier

Casegoods Collection

FRCG702

DESCRIPTION –

Two Shelf Wall Mount Unit



DIMENSIONS –

Width	29
Depth	14
Height	22
Storage Width	22
Storage Depth	11
Storage Height 11/clear	
Ship Weight	23
Cubic Feet	5

MODEL NO.		PRICE
FRCG702	USD \$	1036

FRCG703

DESCRIPTION –

Three Shelf Wall Mount Unit



DIMENSIONS –

Width	29
Depth	14
Height	51
Storage Width	22
Storage Depth	11
Storage Height 11/11/11	
Ship Weight	49
Cubic Feet	12


MODEL NO.		PRICE
FRCG703	USD \$	1668

Frontier

Flo

Casegoods Collection

When ordering this product, specification MODEL NO.s must be added to unit Model Number, as shown below. Custom finishes require a minimum quantity order. Please contact customer service for more information. NOTE: Upholstery and additional options must be specified separately.




COLOR FINISH -

STANCE MODEL
NUMBER -

COLOR
FINISH -

FLBD3680-WS

- CB** Cornflower Blue
- CG** Chateau Grey
- DB** Dusty Blue
- HP** Heather Purple
- IG** Iron Gate
- SA** Sage Green
- SG** Slate Green
- WS** Warm Sand



FLBD3680

DESCRIPTION –

Bed



DIMENSIONS –

Width	39.5
Depth	83.5
Height	20
Deck Height	18
Ship Weight	146
Cubic Feet	33

OPTIONS –

Enclosed bottom (adds 55 lbs)	+398
Bolt-to-floor (Model BTF4)	+0
Patient restraint (Model PRFRBD)	+420

MODEL NO.		PRICE
FLBD3680	Bed	USD \$ 3462

FLBDS3680

DESCRIPTION –

Bed
With side storage




DIMENSIONS –

Width	39.5
Depth	83.5
Height	20
Deck Height	18
Storage Width	20/6.5
Storage Depth	16
Storage Height	11
Ship Weight	155
Cubic Feet	33

OPTIONS –

Enclosed bottom (adds 55 lbs)	+398
Bolt-to-floor (Model BTF4)	+0
Patient restraint (Model PRFRBD)	+420

MODEL NO.		PRICE
FLBDS3680	Bed, side storage	USD \$ 3592



FL100

DESCRIPTION –

Bedside Cabinet



DIMENSIONS –

Width 20
 Depth 18
 Height 23.4
 Top Height 22.4
 Storage Width 15
 Storage Depth 15.75
 Storage Height 5/8.5
 Ship Weight 26
 Cubic Feet 5

OPTIONS –

Bolt-to-floor (Model BTF4) +0

MODEL NO.		PRICE	
FL100	Bedside Cabinet	USD \$	1208

FL340

DESCRIPTION –

Four Shelf Wardrobe



DIMENSIONS –

Width 28
 Depth 23
 Height 73.25
 Ship Weight 95
 Cubic Feet 30

MODEL NO.		PRICE	
FL340	Four Shelf Wardrobe	USD \$	2515



FRCG702

DESCRIPTION –

Two Shelf Wall Mount Unit



DIMENSIONS –

Width	29
Depth	14
Height	22
Storage Width	22
Storage Depth	11
Storage Height	11/clear
Ship Weight	23
Cubic Feet	5

MODEL NO.		PRICE
FRCG702	Two Shelf Wall Mount Unit	USD \$ 1036

FRCG703

DESCRIPTION –

Three Shelf Wall Mount Unit



DIMENSIONS –

Width	29
Depth	14
Height	51
Storage Width	22
Storage Depth	11
Storage Height	11/11/11
Ship Weight	49
Cubic Feet	12

MODEL NO.		PRICE
FRCG703	Three Shelf Wall Mount Unit	USD \$ 1668

FLC1818

DESCRIPTION –

Stool




DIMENSIONS –

Width	18
Depth	18
Height	19
Seat Height	19
Ship Weight	12
Cubic Feet	4.25

OPTIONS –

Bolt-to-floor kit, 4 piece Model No. FLC-BTF	+52
Non-removable nylon glides, 4 piece Model No. GLIDEFLC	+45
Factory supplied ballast - 50 lbs Model No. BST50	+65

MODEL NO.		PRICE
FLC1818	Stool	USD \$ 730



SF36805

DESCRIPTION –

Mattress



DIMENSIONS –

Width 80
 Depth 36
 Height 5
 Cubic Feet 14
 Ship Weight 18

MODEL NO.		PRICE	
SF36805	Mattress	USD \$	1454

SF36805-PW

DESCRIPTION –

Mattress
 With built-in pillow



DIMENSIONS –

Width 80
 Depth 36
 Height 5
 Cubic Feet 14
 Ship Weight 18

MODEL NO.		PRICE	
SF36805-PW	Mattress, built-in pillow	USD \$	1643


Flo

Dining Collection

When ordering this product, specification MODEL NO.s must be added to unit Model Number, as shown below. Custom finishes require a minimum quantity order. Please contact customer service for more information.
NOTE: Upholstery and additional options must be specified separately.



Gold Award



COLOR FINISH -

STANCE MODEL
NUMBER -


COLOR
FINISH -

FLC121A -CG

- CB** Cornflower Blue
- CG** Chateau Grey
- DB** Dusty Blue
- HP** Heather Purple
- IG** Iron Gate
- SA** Sage Green
- SG** Slate Green
- WS** Warm Sand

Flo
Dining Collection

Different fabrics may be specified on the seat and on the back. In this case, use the higher grade of the two. No additional upcharge applies. All prices are in US dollars (USD).



FLC121A

DESCRIPTION –

Dining Chair



DIMENSIONS –

Width	23.75
Depth	27.5
Height	34.5
Seat Width	23.75
Seat Depth	18.5
Seat Height	19
Cubic Feet	14
Ship Weight	32

OPTIONS –

Bolt-to-floor kit, 4 piece Model No. FLC-BTF	+52
Non-removable nylon glides, 4 piece Model No. GLIDEFLC	+45
Factory supplied ballast – 50 lbs Model No. BST50	+65

MODEL NO.		PRICE
FLC121A	Dining Chair	USD \$ 1065

FLC121A-U

DESCRIPTION –

Dining Chair
With upholstered pads



DIMENSIONS –


Width	23.75
Depth	27.5
Height	34.5
Seat Width	23.75
Seat Depth	18.5
Seat Height	19
COM Back	0.5
COM Seat	0.5
Cubic Feet	14
Ship Weight	35

OPTIONS –

Bolt-to-floor kit, 4 piece Model No. FLC-BTF	+52
Non-removable nylon glides, 4 piece Model No. GLIDEFLC	+45
Factory supplied ballast – 50 lbs Model No. BST50	+65

MODEL NO.	COM/1	2	3	4	5	6	7	8
FLC121A-U	1503	1539	1574	1613	1652	1693	1735	1779

When ordering this product, specification MODEL No.s must be added to unit Model Number, as shown below. Custom finishes require a minimum quantity order. Please contact customer service for more information.



LAMINATE FINISH -

POLYURETHANE NO-DRIP
EDGE FINISH -

COLOR FINISH -

STANCE MODEL
NUMBER -


COLOR
FINISH -

LAMINATE
FINISH -

POLYURETHANE
NO-DRIP EDGE FINISH -

FLTR42-U -CG -CH -CG

CB Cornflower Blue	AR Aria	CB Cornflower Blue
CG Chateau Grey	CL Candlelight	CG Chateau Grey
DB Dusty Blue	CN Chestnut	DB Dusty Blue
HP Heather Purple	CH Chocolate	HP Heather Purple
IG Iron Gate	DV Dolce Vita	IG Iron Gate
SA Sage Green	GR Grenada	SA Sage Green
SG Slate Green	HM Hard Rock Maple	SG Slate Green
WS Warm Sand	HA Havana	WS Warm Sand
	PA Palomino	
	PE Pebble	
	SA Sand	
	WC White Chocolate	



FLTR42-U

DESCRIPTION –

42" Round Table



DIMENSIONS –

Width 42
Depth 42
Height 29.25
Cubic Feet 30
Ship Weight 68

OPTIONS –

Bolt-to-floor kit, 8 piece Model No. FLT-BTF	+79
Non-removable nylon glides, 8 piece Model No. GLIDEFLT	+90
Factory supplied ballast - 100lbs Model No. BST50 x2	+130

MODEL NO.		PRICE
FLTR42-U	Round 42" Table	USD \$ 2860

BOLT-TO-FLOOR KIT OR BALLAST MUST BE INCLUDED WHEN ORDERING THE FLO TABLE

FLTR48-U

DESCRIPTION –

48" Round Table



DIMENSIONS –

Width 48
Depth 48
Height 29.25
Cubic Feet 39
Ship Weight 84

OPTIONS –

Bolt-to-floor kit, 8 piece Model No. FLT-BTF	+79
Non-removable nylon glides, 8 piece Model No. GLIDEFLT	+90
Factory supplied ballast - 100lbs Model No. BST50 x2	+130

MODEL NO.		PRICE
FLTR48-U	Round 48" Table	USD \$ 2902

BOLT-TO-FLOOR KIT OR BALLAST MUST BE INCLUDED WHEN ORDERING THE FLO TABLE

FLTRT4284-U

DESCRIPTION –

Racetrack 42" x 84" Table



DIMENSIONS –

Width 42
Depth 84
Height 29.25
Cubic Feet 62
Ship Weight 170


OPTIONS –

Bolt-to-floor kit, 8 piece Model No. FLT-BTF x2	+158
Non-removable nylon glides, 8 piece Model No. GLIDEFLT x2	+180
Factory supplied ballast - 200lbs Model No. BST50 x4	+260

MODEL NO.		PRICE
FLTRT4284-U	Racetrack 42" x 84" Table	USD \$ 6168

BOLT-TO-FLOOR KIT OR BALLAST MUST BE INCLUDED WHEN ORDERING THE FLO TABLE

When ordering this product, specification MODEL No.s must be added to unit Model Number, as shown below. Custom finishes require a minimum quantity order. Please contact customer service for more information.



COLOR FINISH -



STANCE MODEL
NUMBER -

COLOR
FINISH -

FLT242417-T-HP

CB Cornflower Blue

CG Chateau Grey

DB Dusty Blue

HP Heather Purple

IG Iron Gate


SA Sage Green

SG Slate Green

WS Warm Sand

Flo

Occasional Table Collection



FLT242417

DESCRIPTION –

Occasional Table



DIMENSIONS –

Width 24
Depth 24
Height 16.5
Cubic Feet 7
Ship Weight 21

OPTIONS –

Bolt-to-floor kit, 4 piece Model No. FLT-BTF	+52
Non-removable nylon glides, 4 piece Model No. GLIDEFLC	+45
Factory supplied ballast – 50 lbs Model No. BST50	+65

MODEL NO.		PRICE	
FLT242417	Occasional Table	USD \$	919

FLT242417-T

DESCRIPTION –

Occasional Table
With HDPE top



DIMENSIONS –

Width 24
Depth 24
Height 17
Cubic Feet 7
Ship Weight 28

OPTIONS –

Bolt-to-floor kit, 4 piece Model No. FLT-BTF	+52
Non-removable nylon glides, 4 piece Model No. GLIDEFLC	+45
Factory supplied ballast – 50 lbs Model No. BST50	+65

MODEL NO.		PRICE	
FLT242417-T	Occasional Table, HDPE top	USD \$	1391

FLT242417-U

DESCRIPTION –

Occasional Table
With upholstered pad



DIMENSIONS –

Width 24
Depth 24
Height 17
Cubic Feet 7
Ship Weight 25

OPTIONS –

Bolt-to-floor kit, 4 piece Model No. FLT-BTF	+52
Non-removable nylon glides, 4 piece Model No. GLIDEFLC	+45
Factory supplied ballast – 50 lbs Model No. BST50	+65

MODEL NO.	COM/1	2	3	4	5	6	7	8
FLT242417-U	1360	1418	1475	1533	1591	1649	1706	1764

Pier

Table Collection

When ordering this product, specification codes must be added to unit Model Number, as shown below.

NOTE: Additional options must be specified separately.

Pier



LAMINATE FINISH -

POLYURETHANE NO-DRIP
EDGE FINISH -

LEG FINISH -

STANCE MODEL
NUMBER -

POLYURETHANE
NO-DRIP EDGE -

LEG
FINISH -


LAMINATE
FINISH -

FHPL3636 -SG -SS -MA

CB Cornflower Blue	GM Gunmetal	AR Aria
CG Chateau Grey	MB Metallic Beige	CL Candlelight
DB Dusty Blue	SB Smooth Black	CN Chestnut
HP Heather Purple	SS Smooth Silver	CH Chocolate
IG Iron Gate	TB Textured Black	DV Dolce Vita
SA Sage Green	TN Textured Nickel	GR Grenada
SG Slate Green		HM Hard Rock Maple
WS Warm Sand		HA Havana
		PA Palomino
		PE Pebble
		SA Sand
		WC White Chocolate

Pier

Table Collection



FHPL3636

DESCRIPTION –

36" Post Leg Table, square



DIMENSIONS –

Width 36
Depth 36
Height 29
Cubic Feet 22
Ship Weight 85

OPTIONS –

Bolt-to-floor kit, 4 piece +120

MODEL NO.

PRICE

MODEL NO.		PRICE
FHPL3636	36" Post Leg Table, square	USD \$ 2662

FHPL4242

DESCRIPTION –

42" Post Leg Table, square



DIMENSIONS –

Width 42
Depth 42
Height 29
Cubic Feet 30
Ship Weight 103

OPTIONS –

Bolt-to-floor kit, 4 piece +120

MODEL NO.

PRICE

MODEL NO.		PRICE
FHPL4242	42" Post Leg Table, square	USD \$ 2706

FHPL4848

DESCRIPTION –

48" Post Leg Table, square



DIMENSIONS –

Width 48
Depth 48
Height 29
Cubic Feet 39
Ship Weight 123

OPTIONS –

Bolt-to-floor kit, 4 piece +120

MODEL NO.

PRICE

MODEL NO.		PRICE
FHPL4848	48" Post Leg Table, square	USD \$ 2751

Terrace
Outdoor Collection

When ordering this product, specification codes must be added to unit Model Number, as shown below.



Terrace

STANCE MODEL
NUMBER –

TET6H

METAL
FINISH –

–S

HDPE FINISH
(IF APPLICABLE) –

–GN

GM Gunmetal	BK Black
B Black	BL Blue
S Silver	BN Brown
BZ Bronze	GN Green
TT Titanium	GY Gray
	OR Orange

Terrace
Outdoor Collection

TET6H

DESCRIPTION –

6' Table, HDPE



DIMENSIONS –

Width 74

Depth 33

Height 30

Ship Weight 217

Cubic Feet 46

MODEL NO.

PRICE

TET6H

USD \$

11768

TET6AH

DESCRIPTION –

6' Table, add-on, HDPE



DIMENSIONS –

Width 73

Depth 33

Height 30

Ship Weight 169

Cubic Feet 46

MODEL NO.

PRICE

TET6AH

USD \$

9152

TEB4H

DESCRIPTION –

4' Bench, HDPE



DIMENSIONS –

Width 50

Depth 20.4

Height 18.4

Seat Height 18

Seat Width 46

Seat Depth 17

Ship Weight 82

Cubic Feet 13

MODEL NO.

PRICE

TEB4H

USD \$

6102

Terrace

TEB4AH

DESCRIPTION –

4' Bench, add-on, HDPE



DIMENSIONS –

Width 49
 Depth 20.4
 Height 18.4
 Seat Height 18
 Seat Width 46
 Seat Depth 17
 Ship Weight 64
 Cubic Feet 13

MODEL NO.	PRICE
TEB4AH	USD \$ 4112

TEB6H

DESCRIPTION –

6' Bench, HDPE



DIMENSIONS –

Width 74
 Depth 20.4
 Height 18.4
 Seat Height 18
 Seat Width 70
 Seat Depth 17
 Ship Weight 106
 Cubic Feet 19

MODEL NO.	PRICE
TEB6H	USD \$ 7580

TEB6AH

DESCRIPTION –

6' Bench, add-on, HDPE



DIMENSIONS –

Width 73
 Depth 20.4
 Height 18.4
 Seat Height 18
 Seat Width 70
 Seat Depth 17
 Ship Weight 88
 Cubic Feet 19

MODEL NO.	PRICE
TEB6AH	USD \$ 5590

Terrace
Outdoor Collection

TET6S

DESCRIPTION –

6' Table, steel



DIMENSIONS –

Width 74

Depth 33

Height 30

Ship Weight 250

Cubic Feet 46

MODEL NO.

PRICE

TET6S

USD \$

10784

TET6AS

DESCRIPTION –

6' Table, add-on, steel



DIMENSIONS –

Width 73

Depth 33

Height 30

Ship Weight 202

Cubic Feet 46

MODEL NO.

PRICE

TET6AS

USD \$

8167

TEB4S

DESCRIPTION –

4' Bench, steel



DIMENSIONS –

Width 50

Depth 20.4

Height 18.4

Seat Height 18

Seat Width 46

Seat Depth 17

Ship Weight 99

Cubic Feet 13

MODEL NO.

PRICE

TEB4S

USD \$

6745

Terrace

TEB4AS

DESCRIPTION –

4' Bench, add-on, steel



DIMENSIONS –

Width 49
 Depth 20.4
 Height 18.4
 Seat Height 18
 Seat Width 46
 Seat Depth 17
 Ship Weight 81
 Cubic Feet 13

MODEL NO.	PRICE
TEB4AS	USD \$ 4757

TEB6S

DESCRIPTION –

6' Bench, steel



DIMENSIONS –

Width 74
 Depth 20.4
 Height 18.4
 Seat Height 18
 Seat Width 70
 Seat Depth 17
 Ship Weight 130
 Cubic Feet 19

MODEL NO.	PRICE
TEB6S	USD \$ 7731

TEB6AS

DESCRIPTION –

6' Bench, add-on, steel



DIMENSIONS –

Width 73
 Depth 20.4
 Height 18.4
 Seat Height 18
 Seat Width 70
 Seat Depth 17
 Ship Weight 112
 Cubic Feet 19

MODEL NO.	PRICE
TEB6AS	USD \$ 5742

Table, Disc Base

Dining Collection

LAMINATE
FINISH –
EDGE
STYLE –

BASE/COLUMN
FINISH –



Disc
Base

MODEL
NUMBER –

EDGE
STYLE –

LAMINATE
FINISH –

BASE/COLUMN
FINISH –

HD-DB-36D –S –HM –SS

P 3mm PVC	AR Aria	GM Gunmetal
M Maple Bullnose	CL Candlelight	MB Metallic Beige
S Polyurethane no-drip edge	CN Chestnut	SB Smooth Black
	CH Chocolate	SS Smooth Silver
	DV Dolce Vita	TB Textured Black
	GR Grenada	TN Textured Nickel
	HM Hard Rock Maple	
	HA Havana	
	PA Palomino	
	PE Pebble	
	SA Sand	
	WC White Chocolate	

Table, Disc Base

Dining Collection

Standard sizes shown. Custom sizes and configurations available upon request. Call for pricing.

HD-DB-36D

DESCRIPTION –

Round Top, disc base

36" diameter



DIMENSIONS –

Width 36

Depth 36

Height 29

Ship Weight 75 lbs

MODEL NO.

PRICE

HD-DB-36D-P	3mm PVC edge	USD \$	2752
HD-DB-36D-M	Maple Bullnose edge	USD \$	3687
HD-DB-36D-S	Polyurethane no-drip edge	USD \$	3435

HD-DB-42D

DESCRIPTION –

Round Top, disc base

42" diameter



DIMENSIONS –

Width 42

Depth 42

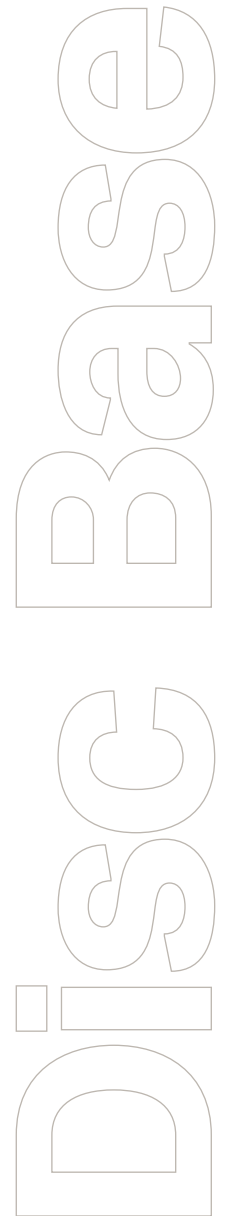
Height 29

Ship Weight 92 lbs

MODEL NO.

PRICE

HD-DB-42D-P	3mm PVC edge	USD \$	2785
HD-DB-42D-M	Maple Bullnose edge	USD \$	3717
HD-DB-42D-S	Polyurethane no-drip edge	USD \$	3463



Table, Disc Base

Dining Collection

Standard sizes shown. Custom sizes and configurations available upon request. Call for pricing.

HD-DB-3636

DESCRIPTION –

Square Top, disc base
36" x 36"

DIMENSIONS –

Width 36

Depth 36

Height 29

Ship Weight 90 lbs



MODEL NO.

PRICE

HD-DB-3636-P	3mm PVC edge	USD \$ 2689
HD-DB-3636-M	Maple Bullnose edge	USD \$ 3614
HD-DB-3636-S	Polyurethane no-drip edge	USD \$ 3372

HD-DB-4242

DESCRIPTION –

Square Top, disc base
42" x 42"

DIMENSIONS –

Width 42

Depth 42

Height 29

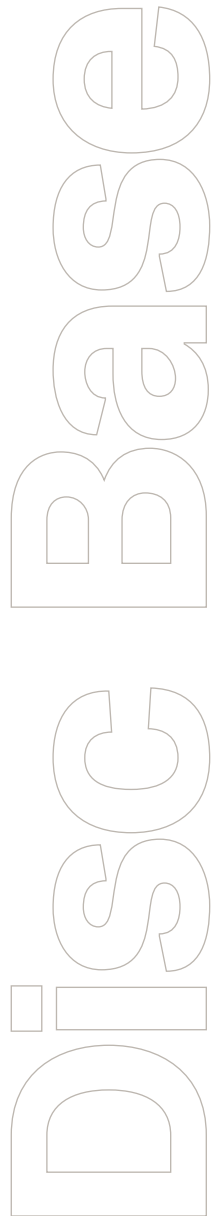
Ship Weight 112 lbs





MODEL NO.

PRICE

HD-DB-4242-P	3mm PVC edge	USD \$ 2718
HD-DB-4242-M	Maple Bullnose edge	USD \$ 3654
HD-DB-4242-S	Polyurethane no-drip edge	USD \$ 3405





MODEL
NUMBER -

LAMINATE
FINISH -


METAL BASE
FINISH -

DRT-20D-16-BH -CH -GM

AR Aria	GM Gunmetal
CL Candlelight	MB Metallic Beige
CN Chestnut	SB Smooth Black
CH Chocolate	SS Smooth Silver
DV Dolce Vita	TB Textured Black
GR Grenada	TN Textured Nickel
HM Hard Rock Maple	
HA Havana	
PA Palomino	
PE Pebble	
SA Sand	
WC White Chocolate	

Bali

Occasional Table Collection



DRT-20D-16-H

DESCRIPTION –

Drum Table
20" x 16"



DIMENSIONS –

Width 20
Height 16
Cubic Feet 4
Ship Weight 36

OPTIONS –

Power/USB A+C* +395



LOCATED
TOP REAR

POWER WITH
2 USB PORTS

*Not recommended for use in high-risk patient areas

MODEL NO. PRICE

DRT-20D-16-H Laminate drum table USD \$ 1730

DRT-20D-20-H

DESCRIPTION –

Drum Table
20" x 20"



DIMENSIONS –

Width 20
Height 20
Cubic Feet 5
Ship Weight 42

OPTIONS –

Power/USB A+C* +395



LOCATED
TOP REAR

POWER WITH
2 USB PORTS

*Not recommended for use in high-risk patient areas

MODEL NO. PRICE

DRT-20D-20-H Laminate drum table USD \$ 1794

DRT-24D-16-H

DESCRIPTION –

Drum Table
24" x 16"



DIMENSIONS –

Width 24
Height 16
Cubic Feet 5
Ship Weight 47

OPTIONS –

Power/USB A+C* +395



LOCATED
TOP REAR

POWER WITH
2 USB PORTS


*Not recommended for use in high-risk patient areas

MODEL NO. PRICE

DRT-24D-16-H Laminate drum table USD \$ 1857

Bali

Occasional Table Collection



DRT-24D-20-H

DESCRIPTION –

Drum Table
24" x 20"



DIMENSIONS –

Width 24
Height 20
Cubic Feet 7
Ship Weight 54

OPTIONS –

Power/USB A+C* +395



LOCATED
TOP REAR

POWER WITH
2 USB PORTS

*Not recommended for use in high-risk patient areas

MODEL NO. PRICE

DRT-24D-20-H Laminate drum table USD \$ 1922

DRT-30D-16-H

DESCRIPTION –

Drum Table
30" x 16"



DIMENSIONS –

Width 30
Height 16
Cubic Feet 8
Ship Weight 65

OPTIONS –

Power/USB A+C* +395



LOCATED
TOP REAR

POWER WITH
2 USB PORTS

*Not recommended for use in high-risk patient areas

MODEL NO. PRICE

DRT-30D-16-H Laminate drum table USD \$ 1986

DRT-30D-20-H

DESCRIPTION –

Drum Table
30" x 20"



DIMENSIONS –

Width 30
Height 20
Cubic Feet 10
Ship Weight 73

OPTIONS –

Power/USB A+C* +395



LOCATED
TOP CENTER

POWER WITH
2 USB PORTS


*Not recommended for use in high-risk patient areas

MODEL NO. PRICE

DRT-30D-20-H Laminate drum table USD \$ 2046

Bali

Occasional Table Collection



DRT-36D-16-H

DESCRIPTION –

Drum Table
36" x 16"



DIMENSIONS –

Width 36
Height 16
Cubic Feet 12
Ship Weight 86

OPTIONS –

Power/USB A+C* +395



LOCATED TOP CENTER POWER WITH 2 USB PORTS

*Not recommended for use in high-risk patient areas

MODEL NO.		PRICE
DRT-36D-16-H	Laminate drum table	USD \$ 2169

DRT-36D-20-H

DESCRIPTION –

Drum Table
36" x 20"



DIMENSIONS –

Width 36
Height 20
Cubic Feet 15
Ship Weight 97

OPTIONS –

Power/USB A+C* +395



LOCATED TOP CENTER POWER WITH 2 USB PORTS

*Not recommended for use in high-risk patient areas

MODEL NO.		PRICE
DRT-36D-20-H	Laminate drum table	USD \$ 2292

DRT-42D-16-H

DESCRIPTION –

Drum Table
42" x 16"



DIMENSIONS –

Width 42
Height 16
Cubic Feet 16
Ship Weight 110

OPTIONS –

Power/USB A+C* +395




LOCATED TOP CENTER POWER WITH 2 USB PORTS

*Not recommended for use in high-risk patient areas

MODEL NO.		PRICE
DRT-42D-16-H	Laminate drum table	USD \$ 2413

Bali

Occasional Table Collection



DRT-20D-16-BH-H

DESCRIPTION –

Drum Table, plinth base
20" x 16"



DIMENSIONS –

Width 20
Height 16
Cubic Feet 4
Ship Weight 56

OPTIONS –

Power/USB A+C* +395



LOCATED TOP REAR

POWER WITH 2 USB PORTS

*Not recommended for use in high-risk patient areas

MODEL NO. PRICE

DRT-20D-16-BH-H Laminate drum table with plinth base USD \$ 2283

DRT-20D-20-BH-H

DESCRIPTION –

Drum Table, plinth base
20" x 20"



DIMENSIONS –

Width 20
Height 20
Cubic Feet 5
Ship Weight 62

OPTIONS –

Power/USB A+C* +395



LOCATED TOP REAR

POWER WITH 2 USB PORTS

*Not recommended for use in high-risk patient areas

MODEL NO. PRICE

DRT-20D-20-BH-H Laminate drum table with plinth base USD \$ 2436

DRT-24D-16-BH-H

DESCRIPTION –

Drum Table, plinth base
24" x 16"



DIMENSIONS –

Width 24
Height 16
Cubic Feet 5
Ship Weight 76

OPTIONS –

Power/USB A+C* +395



LOCATED TOP REAR

POWER WITH 2 USB PORTS


*Not recommended for use in high-risk patient areas

MODEL NO. PRICE

DRT-24D-16-BH-H Laminate drum table with plinth base USD \$ 2692

Bali

Occasional Table Collection



DRT-24D-20-BH-H

DESCRIPTION –

Drum Table, plinth base
24" x 20"



DIMENSIONS –

Width 24
Height 20
Cubic Feet 7
Ship Weight 83

OPTIONS –

Power/USB A+C* +395



LOCATED
TOP REAR

POWER WITH
2 USB PORTS

*Not recommended for use in high-risk patient areas

MODEL NO. PRICE

DRT-24D-20-BH-H Laminate drum table with plinth base USD \$ 2744

DRT-30D-16-BH-H

DESCRIPTION –

Drum Table, plinth base
30" x 16"



DIMENSIONS –

Width 30
Height 16
Cubic Feet 8
Ship Weight 112

OPTIONS –

Power/USB A+C* +395



LOCATED
TOP CENTER

POWER WITH
2 USB PORTS

*Not recommended for use in high-risk patient areas

MODEL NO. PRICE

DRT-30D-16-BH-H Laminate drum table with plinth base USD \$ 2898

DRT-30D-20-BH-H

DESCRIPTION –

Drum Table, plinth base
30" x 20"



DIMENSIONS –

Width 30
Height 20
Cubic Feet 10
Ship Weight 121

OPTIONS –

Power/USB A+C* +395



LOCATED
TOP CENTER

POWER WITH
2 USB PORTS


*Not recommended for use in high-risk patient areas

MODEL NO. PRICE

DRT-30D-20-BH-H Laminate drum table with plinth base USD \$ 3050

Bali

Occasional Table Collection



DRT-36D-16-BH-H

DESCRIPTION –

Drum Table, plinth base
36" x 16"



DIMENSIONS –

Width 36
Height 16
Cubic Feet 12
Ship Weight 156

OPTIONS –

Power/USB A+C* +395



LOCATED TOP CENTER POWER WITH 2 USB PORTS

*Not recommended for use in high-risk patient areas

MODEL NO.		PRICE
DRT-36D-16-BH-H	Laminate drum table with plinth base	USD \$ 3263

DRT-36D-20-BH-H

DESCRIPTION –

Drum Table, plinth base
36" x 20"



DIMENSIONS –

Width 36
Height 20
Cubic Feet 15
Ship Weight 166

OPTIONS –

Power/USB A+C* +395



LOCATED TOP CENTER POWER WITH 2 USB PORTS

*Not recommended for use in high-risk patient areas

MODEL NO.		PRICE
DRT-36D-20-BH-H	Laminate drum table with plinth base	USD \$ 3478

DRT-42D-16-BH-H

DESCRIPTION –

Drum Table, plinth base
42" x 16"



DIMENSIONS –

Width 42
Height 16
Cubic Feet 16
Ship Weight 205

OPTIONS –

Power/USB A+C* +395




LOCATED TOP CENTER POWER WITH 2 USB PORTS

*Not recommended for use in high-risk patient areas

MODEL NO.		PRICE
DRT-42D-16-BH-H	Laminate drum table with plinth base	USD \$ 3693

Bali

Occasional Table Collection



DRT-20D-16-H-S

DESCRIPTION –

Drum Table
20" x 16"



DIMENSIONS –

Width 20
Height 16
Cubic Feet 4
Ship Weight 17

OPTIONS –

Power/USB A+C* +395



LOCATED
TOP REAR

POWER WITH
2 USB PORTS

*Not recommended for use in high-risk patient areas

MODEL NO. PRICE

DRT-20D-16-H-S Laminate drum table, solid surface top USD \$ 1954

DRT-20D-20-H-S

DESCRIPTION –

Drum Table
20" x 20"



DIMENSIONS –

Width 20
Height 20
Cubic Feet 5
Ship Weight 20

OPTIONS –

Power/USB A+C* +395



LOCATED
TOP REAR

POWER WITH
2 USB PORTS

*Not recommended for use in high-risk patient areas

MODEL NO. PRICE

DRT-20D-20-H-S Laminate drum table, solid surface top USD \$ 2042

DRT-24D-16-H-S

DESCRIPTION –

Drum Table
24" x 16"



DIMENSIONS –

Width 24
Height 16
Cubic Feet 5
Ship Weight 22.5

OPTIONS –

Power/USB A+C* +395



LOCATED
TOP REAR

POWER WITH
2 USB PORTS


*Not recommended for use in high-risk patient areas

MODEL NO. PRICE

DRT-24D-16-H-S Laminate drum table, solid surface top USD \$ 2105

Bali

Occasional Table Collection



DRT-24D-20-H-S

DESCRIPTION –

Drum Table
24" x 20"



DIMENSIONS –

Width 24
Height 20
Cubic Feet 7
Ship Weight 26

OPTIONS –

Power/USB A+C* +395



LOCATED
TOP REAR

POWER WITH
2 USB PORTS

*Not recommended for use in high-risk patient areas

MODEL NO.

PRICE

DRT-24D-20-H-S Laminate drum table, solid surface top USD \$ 2223

DRT-30D-16-H-S

DESCRIPTION –

Drum Table
30" x 16"



DIMENSIONS –

Width 30
Height 16
Cubic Feet 8
Ship Weight 31

OPTIONS –

Power/USB A+C* +395



LOCATED
TOP CENTER

POWER WITH
2 USB PORTS

*Not recommended for use in high-risk patient areas

MODEL NO.

PRICE

DRT-30D-16-H-S Laminate drum table, solid surface top USD \$ 2339

DRT-30D-20-H-S

DESCRIPTION –

Drum Table
30" x 20"



DIMENSIONS –

Width 30
Height 20
Cubic Feet 10
Ship Weight 35

OPTIONS –

Power/USB A+C* +395



LOCATED
TOP CENTER

POWER WITH
2 USB PORTS

*Not recommended for use in high-risk patient areas


MODEL NO.

PRICE

DRT-30D-20-H-S Laminate drum table, solid surface top USD \$ 2400

Bali

Occasional Table Collection



DRT-36D-16-H-S

DESCRIPTION –

Drum Table
36" x 16"



DIMENSIONS –

Width 36
Height 16
Cubic Feet 12
Ship Weight 41

OPTIONS –

Power/USB A+C* +395



LOCATED TOP CENTER POWER WITH 2 USB PORTS

*Not recommended for use in high-risk patient areas

MODEL NO. PRICE

DRT-36D-16-H-S Laminate drum table, solid surface top USD \$ 2693

DRT-36D-20-H-S

DESCRIPTION –

Drum Table
36" x 20"



DIMENSIONS –

Width 36
Height 20
Cubic Feet 15
Ship Weight 46

OPTIONS –

Power/USB A+C* +395



LOCATED TOP CENTER POWER WITH 2 USB PORTS

*Not recommended for use in high-risk patient areas

MODEL NO. PRICE

DRT-36D-20-H-S Laminate drum table, solid surface top USD \$ 2808

DRT-42D-16-H-S

DESCRIPTION –

Drum Table
42" x 16"



DIMENSIONS –

Width 42
Height 16
Cubic Feet 16
Ship Weight 53

OPTIONS –

Power/USB A+C* +395



LOCATED TOP CENTER POWER WITH 2 USB PORTS


*Not recommended for use in high-risk patient areas

MODEL NO. PRICE

DRT-42D-16-H-S Laminate drum table, solid surface top USD \$ 3022

Bali

Occasional Table Collection



DRT-20D-16-BH-H-S

DESCRIPTION –

Drum Table, plinth base
20" x 16"



DIMENSIONS –

Width 20
Height 16
Cubic Feet 4
Ship Weight 72.5

OPTIONS –

Power/USB A+C* +395



LOCATED TOP REAR POWER WITH 2 USB PORTS

*Not recommended for use in high-risk patient areas

MODEL NO. **PRICE**

DRT-20D-16-BH-H-S Laminate, plinth base, solid surface top USD \$ 2507

DRT-20D-20-BH-H-S

DESCRIPTION –

Drum Table, plinth base
20" x 20"



DIMENSIONS –

Width 20
Height 20
Cubic Feet 5
Ship Weight 78

OPTIONS –

Power/USB A+C* +395



LOCATED TOP REAR POWER WITH 2 USB PORTS

*Not recommended for use in high-risk patient areas

MODEL NO. **PRICE**

DRT-20D-20-BH-H-S Laminate, plinth base, solid surface top USD \$ 2661

DRT-24D-16-BH-H-S

DESCRIPTION –

Drum Table, plinth base
24" x 16"



DIMENSIONS –

Width 24
Height 16
Cubic Feet 5
Ship Weight 82.5

OPTIONS –

Power/USB A+C* +395



LOCATED TOP REAR POWER WITH 2 USB PORTS


*Not recommended for use in high-risk patient areas

MODEL NO. **PRICE**

DRT-24D-16-BH-H-S Laminate, plinth base, solid surface top USD \$ 2878

Bali

Occasional Table Collection



DRT-24D-20-BH-H-S

DESCRIPTION –

Drum Table, plinth base
24" x 20"



DIMENSIONS –

Width 24
Height 20
Cubic Feet 7
Ship Weight 88

OPTIONS –

Power/USB A+C* +395



LOCATED
TOP REAR

POWER WITH
2 USB PORTS

*Not recommended for use in high-risk patient areas

MODEL NO. PRICE

DRT-24D-20-BH-H-S Laminate, plinth base, solid surface top USD \$ 3031

DRT-30D-16-BH-H-S

DESCRIPTION –

Drum Table, plinth base
30" x 16"



DIMENSIONS –

Width 30
Height 16
Cubic Feet 8
Ship Weight 81

OPTIONS –

Power/USB A+C* +395



LOCATED
TOP CENTER

POWER WITH
2 USB PORTS

*Not recommended for use in high-risk patient areas

MODEL NO. PRICE

DRT-30D-16-BH-H-S Laminate, plinth base, solid surface top USD \$ 3237

DRT-30D-20-BH-H-S

DESCRIPTION –

Drum Table, plinth base
30" x 20"



DIMENSIONS –

Width 30
Height 20
Cubic Feet 10
Ship Weight 85

OPTIONS –

Power/USB A+C* +395



LOCATED
TOP CENTER

POWER WITH
2 USB PORTS


*Not recommended for use in high-risk patient areas

MODEL NO. PRICE

DRT-30D-20-BH-H-S Laminate, plinth base, solid surface top USD \$ 3388

Bali

Occasional Table Collection



DRT-36D-16-BH-H-S

DESCRIPTION –

Drum Table, plinth base
36" x 16"



DIMENSIONS –

Width 36
Height 16
Cubic Feet 12
Ship Weight 114

OPTIONS –

Power/USB A+C* +395



LOCATED TOP CENTER POWER WITH 2 USB PORTS

*Not recommended for use in high-risk patient areas

MODEL NO. PRICE

DRT-36D-16-BH-H-S Laminate, plinth base, solid surface top USD \$ 3781

DRT-36D-20-BH-H-S

DESCRIPTION –

Drum Table, plinth base
36" x 20"



DIMENSIONS –

Width 36
Height 20
Cubic Feet 15
Ship Weight 130

OPTIONS –

Power/USB A+C* +395



LOCATED TOP CENTER POWER WITH 2 USB PORTS

*Not recommended for use in high-risk patient areas

MODEL NO. PRICE

DRT-36D-20-BH-H-S Laminate, plinth base, solid surface top USD \$ 3994

DRT-42D-16-BH-H-S

DESCRIPTION –

Drum Table, plinth base
42" x 16"



DIMENSIONS –

Width 42
Height 16
Cubic Feet 16
Ship Weight 150

OPTIONS –

Power/USB A+C* +395



LOCATED TOP CENTER POWER WITH 2 USB PORTS

*Not recommended for use in high-risk patient areas

MODEL NO. PRICE

DRT-42D-16-BH-H-S Laminate, plinth base, solid surface top USD \$ 4295



METAL BASE
FINISH –

MODEL
NUMBER –

METAL BASE
FINISH –

DRT20D16-U –CH

- GM** Gunmetal
- MB** Metallic Beige
- SB** Smooth Black
- SS** Smooth Silver
- TB** Textured Black
- TN** Textured Nickel

Bora

Occasional Table Collection

All prices are in US dollars (USD).



DRT20D16-U

DESCRIPTION -

Drum Table
20" x 16"



DIMENSIONS -

Width 20
Height 16
COM Yard 2
Cubic Feet 4
Ship Weight 19

OPTIONS -

Moisture barrier +40
Power/USB A+C* +495



LOCATED SIDE FRONT POWER WITH 2 USB PORTS

*Not recommended for use in high-risk patient areas

MODEL NO.	COM/1	2	3	4	5	6	7	8
DRT20D16-U	1730	1781	1830	1882	1931	1981	2033	2083

DRT20D20-U

DESCRIPTION -

Drum Table
20" x 20"



DIMENSIONS -

Width 20
Height 20
COM Yard 2
Cubic Feet 5
Ship Weight 23

OPTIONS -

Moisture barrier +40
Power/USB A+C* +495



LOCATED SIDE FRONT POWER WITH 2 USB PORTS

*Not recommended for use in high-risk patient areas

MODEL NO.	COM/1	2	3	4	5	6	7	8
DRT20D20-U	1794	1856	1918	1980	2043	2104	2167	2229

DRT24D16-U

DESCRIPTION -

Drum Table
24" x 16"



DIMENSIONS -

Width 24
Height 16
COM Yard 2.25
Cubic Feet 5
Ship Weight 26

OPTIONS -

Moisture barrier +45
Power/USB A+C* +495



LOCATED SIDE FRONT POWER WITH 2 USB PORTS

*Not recommended for use in high-risk patient areas

MODEL NO.	COM/1	2	3	4	5	6	7	8
DRT24D16-U	1857	1932	2006	2079	2154	2228	2303	2377

Bora

Occasional Table Collection

All prices are in US dollars (USD).



DRT24D20-U

DESCRIPTION –

Drum Table
24" x 20"



DIMENSIONS –

Width 24
Height 20
COM Yard 2.25
Cubic Feet 7
Ship Weight 30

OPTIONS –

Moisture barrier +55
Power/USB A+C* +495



LOCATED SIDE FRONT POWER WITH 2 USB PORTS

*Not recommended for use in high-risk patient areas

MODEL NO.	COM/1	2	3	4	5	6	7	8
DRT24D20-U	1922	2008	2093	2179	2266	2352	2439	2526

DRT30D16-U

DESCRIPTION –

Bora Table
30" x 16"



DIMENSIONS –

Width 30
Height 16
COM Yard 2.75
Cubic Feet 8
Ship Weight 35

OPTIONS –

Moisture barrier +45
Power/USB A+C* +495



LOCATED SIDE FRONT POWER WITH 2 USB PORTS

*Not recommended for use in high-risk patient areas

MODEL NO.	COM/1	2	3	4	5	6	7	8
DRT30D16-U	1986	2083	2180	2277	2378	2474	2575	2674

DRT30D20-U

DESCRIPTION –

Drum Table
30" x 20"



DIMENSIONS –

Width 30
Height 20
COM Yard 2.75
Cubic Feet 10
Ship Weight 41

OPTIONS –

Moisture barrier +70
Power/USB A+C* +495



LOCATED SIDE FRONT POWER WITH 2 USB PORTS

*Not recommended for use in high-risk patient areas

MODEL NO.	COM/1	2	3	4	5	6	7	8
DRT30D20-U	2046	2158	2267	2378	2489	2598	2708	2819

Bora

Occasional Table Collection

All prices are in US dollars (USD).



DRT36D16-U

DESCRIPTION -

Drum Table
36" x 16"



DIMENSIONS -

Width 36
Height 16
COM Yard 2.75
Cubic Feet 12
Ship Weight 43

OPTIONS -

Moisture barrier +70
Power/USB A+C* +495



LOCATED SIDE FRONT POWER WITH 2 USB PORTS

*Not recommended for use in high-risk patient areas

MODEL NO.	COM/1	2	3	4	5	6	7	8
DRT36D16-U	2169	2293	2416	2539	2663	2787	2911	3035

DRT36D20-U

DESCRIPTION -

Drum Table
36" x 20"



DIMENSIONS -

Width 36
Height 20
COM Yard 2.75
Cubic Feet 15
Ship Weight 47

OPTIONS -

Moisture barrier +85
Power/USB A+C* +495



LOCATED SIDE FRONT POWER WITH 2 USB PORTS

*Not recommended for use in high-risk patient areas

MODEL NO.	COM/1	2	3	4	5	6	7	8
DRT36D20-U	2292	2429	2564	2701	2839	2976	3114	3252

DRT42D16-U

DESCRIPTION -

Drum Table
42" x 16"



DIMENSIONS -

Width 42
Height 16
COM Yard 3.25
Cubic Feet 16
Ship Weight 55

OPTIONS -

Moisture barrier +75
Power/USB A+C* +495



LOCATED SIDE FRONT POWER WITH 2 USB PORTS


*Not recommended for use in high-risk patient areas

MODEL NO.	COM/1	2	3	4	5	6	7	8
DRT42D16-U	2413	2563	2714	2863	3015	3165	3316	3467

Bora

Occasional Table Collection

All prices are in US dollars (USD).



DRT20D16-U-PL

DESCRIPTION –

Drum Table, plinth base
20" x 16"



DIMENSIONS –

Width 20
Height 16
COM Yard 2
Cubic Feet 4
Ship Weight 41

OPTIONS –

Moisture barrier +40
Power/USB A+C* +495



LOCATED SIDE FRONT POWER WITH 2 USB PORTS

*Not recommended for use in high-risk patient areas

MODEL NO.	COM/1	2	3	4	5	6	7	8
DRT20D16-U-PL	2283	2332	2384	2433	2483	2533	2584	2634

DRT20D20-U-PL

DESCRIPTION –

Drum Table, plinth base
20" x 20"



DIMENSIONS –

Width 20
Height 20
COM Yard 2
Cubic Feet 5
Ship Weight 44

OPTIONS –

Moisture barrier +40
Power/USB A+C* +495



LOCATED SIDE FRONT POWER WITH 2 USB PORTS

*Not recommended for use in high-risk patient areas

MODEL NO.	COM/1	2	3	4	5	6	7	8
DRT20D20-U-PL	2436	2498	2560	2623	2685	2747	2810	2872

DRT24D16-U-PL

DESCRIPTION –

Drum Table, plinth base
24" x 16"



DIMENSIONS –

Width 24
Height 16
COM Yard 2.25
Cubic Feet 5
Ship Weight 57

OPTIONS –

Moisture barrier +45
Power/USB A+C* +495



LOCATED SIDE FRONT POWER WITH 2 USB PORTS

*Not recommended for use in high-risk patient areas

MODEL NO.	COM/1	2	3	4	5	6	7	8
DRT24D16-U-PL	2590	2663	2737	2813	2888	2960	3036	3112

Bora

Occasional Table Collection

All prices are in US dollars (USD).



DRT24D20-U-PL

DESCRIPTION –

Drum Table, plinth base
24" x 20"



DIMENSIONS –

Width 24
Height 20
COM Yard 2.25
Cubic Feet 7
Ship Weight 60

OPTIONS –

Moisture barrier +55
Power/USB A+C* +495



LOCATED SIDE FRONT POWER WITH 2 USB PORTS

*Not recommended for use in high-risk patient areas

MODEL NO.	COM/1	2	3	4	5	6	7	8
DRT24D20-U-PL	2744	2829	2915	3003	3089	3174	3262	3352

DRT30D16-U-PL

DESCRIPTION –

Drum Table, plinth base
30" x 16"



DIMENSIONS –

Width 30
Height 16
COM Yard 2.75
Cubic Feet 8
Ship Weight 85

OPTIONS –

Moisture barrier +45
Power/USB A+C* +495



LOCATED SIDE FRONT POWER WITH 2 USB PORTS

*Not recommended for use in high-risk patient areas

MODEL NO.	COM/1	2	3	4	5	6	7	8
DRT30D16-U-PL	2898	2995	3092	3193	3291	3387	3489	3591

DRT30D20-U-PL

DESCRIPTION –

Drum Table, plinth base
30" x 20"



DIMENSIONS –

Width 30
Height 20
COM Yard 2.75
Cubic Feet 10
Ship Weight 90

OPTIONS –

Moisture barrier +70
Power/USB A+C* +495



LOCATED SIDE FRONT POWER WITH 2 USB PORTS

*Not recommended for use in high-risk patient areas

MODEL NO.	COM/1	2	3	4	5	6	7	8
DRT30D20-U-PL	3050	3161	3271	3381	3492	3602	3712	3823

Bora

Occasional Table Collection

All prices are in US dollars (USD).

Bora

DRT36D16-U-PL

DESCRIPTION –

Drum Table, plinth base
36" x 16"



DIMENSIONS –

Width 36
Height 16
COM Yard 2.75
Cubic Feet 12
Ship Weight 115

OPTIONS –

Moisture barrier +70
Power/USB A+C* +495



LOCATED
SIDE FRONT

POWER WITH
2 USB PORTS

*Not recommended for use in high-risk patient areas

MODEL NO.	COM/1	2	3	4	5	6	7	8
DRT36D16-U-PL	3263	3387	3511	3635	3759	3883	4007	4130

DRT36D20-U-PL

DESCRIPTION –

Drum Table, plinth base
36" x 20"



DIMENSIONS –

Width 36
Height 20
COM Yard 2.75
Cubic Feet 15
Ship Weight 118

OPTIONS –

Moisture barrier +85
Power/USB A+C* +495



LOCATED
SIDE FRONT

POWER WITH
2 USB PORTS

*Not recommended for use in high-risk patient areas

MODEL NO.	COM/1	2	3	4	5	6	7	8
DRT36D20-U-PL	3478	3614	3753	3889	4026	4164	4302	4440

DRT42D16-U-PL

DESCRIPTION –

Drum Table, plinth base
42" x 16"



DIMENSIONS –

Width 42
Height 16
COM Yard 3.25
Cubic Feet 16
Ship Weight 150

OPTIONS –

Moisture barrier +75
Power/USB A+C* +495



LOCATED
SIDE FRONT

POWER WITH
2 USB PORTS


*Not recommended for use in high-risk patient areas

MODEL NO.	COM/1	2	3	4	5	6	7	8
DRT42D16-U-PL	3693	3842	3993	4143	4295	4445	4595	4747

Bora

Occasional Table Collection

All prices are in US dollars (USD).



DRT20D16-U-S

DESCRIPTION –

Drum Table
With solid surface top
20" x 16"



DIMENSIONS –

Width 20
Height 16
COM Yard 2
Cubic Feet 4
Ship Weight 19

OPTIONS –

Moisture barrier +40
Power/USB A+C* +395



*Not recommended for use in high-risk patient areas

MODEL NO.	COM/1	2	3	4	5	6	7	8
DRT20D16-U-S	1978	2029	2078	2129	2179	2229	2280	2330

DRT20D20-U-S

DESCRIPTION –

Drum Table
With solid surface top
20" x 20"



DIMENSIONS –

Width 20
Height 20
COM Yard 2
Cubic Feet 5
Ship Weight 23

OPTIONS –

Moisture barrier +40
Power/USB A+C* +395



*Not recommended for use in high-risk patient areas

MODEL NO.	COM/1	2	3	4	5	6	7	8
DRT20D20-U-S	2042	2104	2166	2228	2291	2352	2415	2477

DRT24D16-U-S

DESCRIPTION –

Drum Table
With solid surface top
24" x 16"



DIMENSIONS –

Width 24
Height 16
COM Yard 2.5
Cubic Feet 5
Ship Weight 26

OPTIONS –

Moisture barrier +45
Power/USB A+C* +395



*Not recommended for use in high-risk patient areas

MODEL NO.	COM/1	2	3	4	5	6	7	8
DRT24D16-U-S	2158	2232	2306	2379	2454	2528	2603	2678

Bora

Occasional Table Collection

All prices are in US dollars (USD).

Bora

DRT24D20-U-S

DESCRIPTION –

Drum Table
With solid surface top
24" x 20"



DIMENSIONS –

Width 24
Height 20
COM Yard 2.5
Cubic Feet 7
Ship Weight 30

OPTIONS –

Moisture barrier +55
Power/USB A+C* +395



LOCATED
TOP REAR

POWER WITH
2 USB PORTS

*Not recommended for use in high-risk patient areas

MODEL NO.	COM/1	2	3	4	5	6	7	8
DRT24D20-U-S	2223	2309	2393	2479	2566	2652	2739	2827

DRT30D16-U-S

DESCRIPTION –

Drum Table
With solid surface top
30" x 16"



DIMENSIONS –

Width 30
Height 16
COM Yard 2.75
Cubic Feet 8
Ship Weight 35

OPTIONS –

Moisture barrier +45
Power/USB A+C* +395



LOCATED
TOP CENTER

POWER WITH
2 USB PORTS

*Not recommended for use in high-risk patient areas

MODEL NO.	COM/1	2	3	4	5	6	7	8
DRT30D16-U-S	2339	2437	2534	2631	2731	2827	2928	3028

DRT30D20-U-S

DESCRIPTION –

Drum Table, solid surface top
With solid surface top
30" x 20"



DIMENSIONS –

Width 30
Height 20
COM Yard 2.75
Cubic Feet 10
Ship Weight 41

OPTIONS –

Moisture barrier +70
Power/USB A+C* +395



LOCATED
TOP CENTER

POWER WITH
2 USB PORTS

*Not recommended for use in high-risk patient areas

MODEL NO.	COM/1	2	3	4	5	6	7	8
DRT30D20-U-S	2400	2512	2621	2731	2842	2951	3061	3172

Bora

Occasional Table Collection

All prices are in US dollars (USD).



DRT36D16-U-S

DESCRIPTION –

Drum Table
With solid surface top
36" x 16"



DIMENSIONS –

Width 36
Height 16
COM Yard 1.75
Cubic Feet 12
Ship Weight 43

OPTIONS –

Moisture barrier +70
Power/USB A+C* +395



*Not recommended for use in high-risk patient areas

MODEL NO.	COM/1	2	3	4	5	6	7	8
DRT36D16-U-S	2693	2817	2938	3062	3187	3311	3435	3558

DRT36D20-U-S

DESCRIPTION –

Drum Table
With solid surface top
36" x 20"



DIMENSIONS –

Width 36
Height 20
COM Yard 1.75
Cubic Feet 15
Ship Weight 47

OPTIONS –

Moisture barrier +85
Power/USB A+C* +395



*Not recommended for use in high-risk patient areas

MODEL NO.	COM/1	2	3	4	5	6	7	8
DRT36D20-U-S	2814	2953	3088	3225	3362	3500	3637	3775

DRT42D16-U-S

DESCRIPTION –

Drum Table
With solid surface top
42" x 16"



DIMENSIONS –

Width 42
Height 16
COM Yard 2
Cubic Feet 16
Ship Weight 55

OPTIONS –

Moisture barrier +75
Power/USB A+C* +395



*Not recommended for use in high-risk patient areas

MODEL NO.	COM/1	2	3	4	5	6	7	8
DRT42D16-U-S	3022	3172	3323	3473	3625	3774	3925	4076

Bora

Occasional Table Collection

All prices are in US dollars (USD).

Bora

DRT20D16-U-PL-S

DESCRIPTION –

Drum Table, plinth base

With solid surface top

20" x 16"



DIMENSIONS –

Width 20

Height 16

COM Yard 2

Cubic Feet 4

Ship Weight 41

OPTIONS –

Moisture barrier +40

Power/USB A+C* +395



LOCATED
TOP REAR



POWER WITH
2 USB PORTS

*Not recommended for use in high-risk patient areas

MODEL NO.	COM/1	2	3	4	5	6	7	8
DRT20D16-U-PL-S	2532	2581	2631	2681	2731	2781	2832	2882

DRT20D20-U-PL-S

DESCRIPTION –

Drum Table, plinth base

With solid surface top

20" x 20"



DIMENSIONS –

Width 20

Height 20

COM Yard 2

Cubic Feet 5

Ship Weight 44

OPTIONS –

Moisture barrier +40

Power/USB A+C* +395



LOCATED
TOP REAR



POWER WITH
2 USB PORTS

*Not recommended for use in high-risk patient areas

MODEL NO.	COM/1	2	3	4	5	6	7	8
DRT20D20-U-PL-S	2685	2746	2808	2871	2933	2995	3058	3120

DRT24D16-U-PL-S

DESCRIPTION –

Drum Table, plinth base

With solid surface top

24" x 16"



DIMENSIONS –

Width 24

Height 16

COM Yard 2.25

Cubic Feet 5

Ship Weight 57

OPTIONS –

Moisture barrier +45

Power/USB A+C* +395



LOCATED
TOP REAR



POWER WITH
2 USB PORTS


*Not recommended for use in high-risk patient areas

MODEL NO.	COM/1	2	3	4	5	6	7	8
DRT24D16-U-PL-S	2892	2964	3039	3114	3188	3261	3330	3413

Bora

Occasional Table Collection

All prices are in US dollars (USD).



DRT24D20-U-PL-S

DESCRIPTION –

Drum Table, plinth base
With solid surface top
24" x 20"



DIMENSIONS –

Width 24
Height 20
COM Yard 2.25
Cubic Feet 7
Ship Weight 60

OPTIONS –

Moisture barrier +55
Power/USB A+C* +395



LOCATED TOP REAR POWER WITH 2 USB PORTS

*Not recommended for use in high-risk patient areas

MODEL NO.	COM/1	2	3	4	5	6	7	8
DRT24D20-U-PL-S	3045	3129	3215	3304	3389	3474	3563	3652

DRT30D16-U-PL-S

DESCRIPTION –

Drum Table, plinth base
With solid surface top
30" x 16"



DIMENSIONS –

Width 30
Height 16
COM Yard 2.75
Cubic Feet 8
Ship Weight 85

OPTIONS –

Moisture barrier +45
Power/USB A+C* +395



LOCATED TOP CENTER POWER WITH 2 USB PORTS

*Not recommended for use in high-risk patient areas

MODEL NO.	COM/1	2	3	4	5	6	7	8
DRT30D16-U-PL-S	3252	3348	3445	3547	3645	3740	3843	3945

DRT30D20-U-PL-S

DESCRIPTION –

Drum Table, plinth base
With solid surface top
30" x 20"



DIMENSIONS –

Width 30
Height 20
COM Yard 2.75
Cubic Feet 10
Ship Weight 90

OPTIONS –

Moisture barrier +70
Power/USB A+C* +395



LOCATED TOP CENTER POWER WITH 2 USB PORTS


*Not recommended for use in high-risk patient areas

MODEL NO.	COM/1	2	3	4	5	6	7	8
DRT30D20-U-PL-S	3403	3514	3624	3735	3845	3955	4066	4177

Bora

Occasional Table Collection

All prices are in US dollars (USD).



DRT36D16-U-PL-S

DESCRIPTION –

Drum Table, plinth base
With solid surface top
36" x 16"



DIMENSIONS –

Width 36
Height 16
COM Yard 1.75
Cubic Feet 12
Ship Weight 115

OPTIONS –

Moisture barrier +70
Power/USB A+C* +395



LOCATED
TOP CENTER

POWER WITH
2 USB PORTS

*Not recommended for use in high-risk patient areas

MODEL NO.	COM/1	2	3	4	5	6	7	8
DRT36D16-U-PL-S	3787	3910	4034	4158	4282	4406	4530	4653

DRT36D20-U-PL-S

DESCRIPTION –

Drum Table, plinth base
With solid surface top
36" x 20"



DIMENSIONS –

Width 36
Height 20
COM Yard 1.75
Cubic Feet 15
Ship Weight 118

OPTIONS –

Moisture barrier +85
Power/USB A+C* +395



LOCATED
TOP CENTER

POWER WITH
2 USB PORTS

*Not recommended for use in high-risk patient areas

MODEL NO.	COM/1	2	3	4	5	6	7	8
DRT36D20-U-PL-S	4001	4137	4276	4413	4550	4687	4826	4963

DRT42D16-U-PL-S

DESCRIPTION –

Drum Table, plinth base
With solid surface top
42" x 16"



DIMENSIONS –

Width 42
Height 16
COM Yard 2
Cubic Feet 16
Ship Weight 150

OPTIONS –

Moisture barrier +75
Power/USB A+C* +395



LOCATED
TOP CENTER

POWER WITH
2 USB PORTS

*Not recommended for use in high-risk patient areas

MODEL NO.	COM/1	2	3	4	5	6	7	8
DRT42D16-U-PL-S	4302	4452	4603	4752	4904	5053	5205	5356

Resilia

Occasional Table Collection

When ordering Resilia Drum Tables, please specify the following information:

Nightingale
Awards



Resilia



METAL BASE FINISH

MODEL NUMBER –


METAL BASE
FINISH –

REDT20D20 – SS

- GM** Gunmetal
- MB** Metallic Beige
- SB** Smooth Black
- SS** Smooth Silver
- TB** Textured Black
- TN** Textured Nickel

Resilia

Occasional Table Collection



REDT20D16

DESCRIPTION –

Drum Table, round, plinth base



DIMENSIONS –

Width 20
Depth 20
Height 16
Cubic Feet 4
Ship Weight 77

OPTIONS –

Power/USB A+C +395



MODEL NO.	PRICE
REDT20D16	USD \$ 2399

REDT20D20

DESCRIPTION –

Drum Table, round, plinth base



DIMENSIONS –

Width 20
Depth 20
Height 20
Cubic Feet 5
Ship Weight 83

OPTIONS –

Power/USB A+C +395



MODEL NO.	PRICE
REDT20D20	USD \$ 2763

REDT24D16

DESCRIPTION –

Drum Table, round, plinth base



DIMENSIONS –

Width 24
Depth 24
Height 16
Cubic Feet 5
Ship Weight 87

OPTIONS –


Power/USB A+C +395



MODEL NO.	PRICE
REDT24D16	USD \$ 2675

Resilia

Occasional Table Collection



REDT24D20

DESCRIPTION –

Drum Table, round, plinth base



DIMENSIONS –

Width	24
Depth	24
Height	20
Cubic Feet	7
Ship Weight	93

OPTIONS –

Power/USB A+C +395



MODEL NO.	PRICE
REDT24D20	USD \$ 3282

REDT30D16

DESCRIPTION –

Drum Table, round, plinth base



DIMENSIONS –

Width	30
Depth	30
Height	16
Cubic Feet	7
Ship Weight	102

OPTIONS –

Power/USB A+C +395



MODEL NO.	PRICE
REDT30D16	USD \$ 4632

REDT30D20

DESCRIPTION –

Drum Table, round, plinth base



DIMENSIONS –

Width	30
Depth	30
Height	20
Cubic Feet	9
Ship Weight	106

OPTIONS –

Power/USB A+C +395



MODEL NO.	PRICE
REDT30D20	USD \$ 4731

Resilia

Occasional Table Collection

REDT36D16

DESCRIPTION –

Drum Table, round, plinth base



DIMENSIONS –

Width 36
Depth 36
Height 16
Cubic Feet 10
Ship Weight 144

OPTIONS –

Power/USB A+C +395



LOCATED
TOP CENTER



POWER WITH
2 USB PORTS

MODEL NO.	PRICE
REDT36D16	USD \$ 5433

REDT36D20

DESCRIPTION –

Drum Table, round, plinth base



DIMENSIONS –

Width 36
Depth 36
Height 20
Cubic Feet 12
Ship Weight 149

OPTIONS –

Power/USB A+C +395

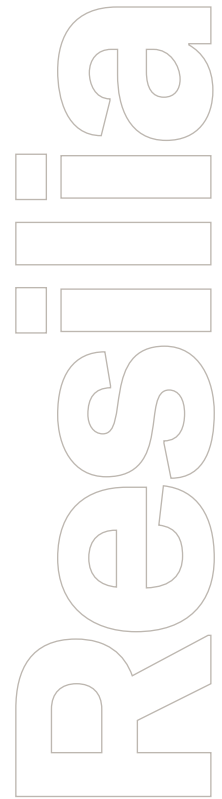


LOCATED
TOP CENTER




POWER WITH
2 USB PORTS

MODEL NO.	PRICE
REDT36D20	USD \$ 5536



Resilia

Occasional Table Collection



REDT24OV16

DESCRIPTION –

Drum Table, oval, plinth base



DIMENSIONS –

Width 24
Depth 18
Height 16
Cubic Feet 7
Ship Weight 50

OPTIONS –

Power/USB A+C +395



MODEL NO.	PRICE
REDT24OV16	USD \$ 4091

REDT24OV20

DESCRIPTION –

Drum Table, oval, plinth base



DIMENSIONS –

Width 24
Depth 18
Height 20
Cubic Feet 3
Ship Weight 53

OPTIONS –


Power/USB A+C +395



MODEL NO.	PRICE
REDT24OV20	USD \$ 4143

Resilia

Occasional Table Collection



REDT20D16X

DESCRIPTION –

Drum Table, round



DIMENSIONS –

Width 20
Depth 20
Height 16.625
Cubic Feet 4
Ship Weight 62

OPTIONS –

Power/USB A+C +395



LOCATED TOP REAR

POWER WITH 2 USB PORTS

MODEL NO.	PRICE
REDT20D16X	USD \$ 1871

REDT20D20X

DESCRIPTION –

Drum Table, round



DIMENSIONS –

Width 20
Depth 20
Height 20.625
Cubic Feet 5
Ship Weight 67

OPTIONS –

Power/USB A+C +395



LOCATED TOP REAR

POWER WITH 2 USB PORTS

MODEL NO.	PRICE
REDT20D20X	USD \$ 2155

REDT24D16X

DESCRIPTION –

Drum Table, round



DIMENSIONS –

Width 24
Depth 24
Height 16.625
Cubic Feet 6
Ship Weight 84

OPTIONS –

Power/USB A+C +395




LOCATED TOP REAR

POWER WITH 2 USB PORTS

MODEL NO.	PRICE
REDT24D16X	USD \$ 2087

Resilia

Occasional Table Collection



REDT24D20X

DESCRIPTION –

Drum Table, round



DIMENSIONS –

Width 24
Depth 24
Height 20.625
Cubic Feet 7
Ship Weight 90

OPTIONS –

Power/USB A+C +395



LOCATED TOP REAR



POWER WITH 2 USB PORTS

MODEL NO.	PRICE
REDT24D20X	USD \$ 2561

REDT30D16X

DESCRIPTION –

Drum Table, round



DIMENSIONS –

Width 30
Depth 30
Height 16.625
Cubic Feet 9
Ship Weight 122

OPTIONS –

Power/USB A+C +395



LOCATED TOP CENTER



POWER WITH 2 USB PORTS

MODEL NO.	PRICE
REDT30D16X	USD \$ 3612

REDT30D20X

DESCRIPTION –

Drum Table, round



DIMENSIONS –

Width 30
Depth 30
Height 20.625
Cubic Feet 11
Ship Weight 131

OPTIONS –

Power/USB A+C +395



LOCATED TOP CENTER

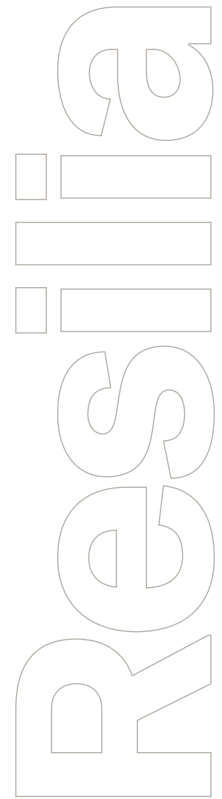


POWER WITH 2 USB PORTS

MODEL NO.	PRICE
REDT30D20X	USD \$ 3691

Resilia

Occasional Table Collection



REDT36D16X

DESCRIPTION -

Drum Table, round



DIMENSIONS -

Width 36
Depth 36
Height 16.625
Cubic Feet 12
Ship Weight 171

OPTIONS -

Power/USB A+C +395



LOCATED TOP CENTER



POWER WITH 2 USB PORTS

MODEL NO.	PRICE
REDT36D16X	USD \$ 4238

REDT36D20X

DESCRIPTION -

Drum Table, round



DIMENSIONS -

Width 36
Depth 36
Height 20.625
Cubic Feet 15
Ship Weight 182

OPTIONS -

Power/USB A+C +395



LOCATED TOP CENTER

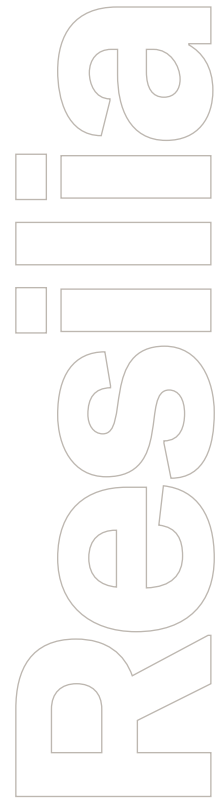


POWER WITH 2 USB PORTS

MODEL NO.	PRICE
REDT36D20X	USD \$ 4318

Resilia

Occasional Table Collection



REDT24OV16X

DESCRIPTION –

Drum Table, oval



DIMENSIONS –

Width 24
Depth 18
Height 16.625
Cubic Feet 4
Ship Weight 66

OPTIONS –

Power/USB A+C +395



LOCATED
TOP REAR



POWER WITH
2 USB PORTS

MODEL NO.	PRICE
REDT24OV16X	USD \$ 3190

REDT24OV20X

DESCRIPTION –

Drum Table, oval



DIMENSIONS –

Width 24
Depth 18
Height 20.625
Cubic Feet 5
Ship Weight 72

OPTIONS –

Power/USB A+C +395



LOCATED
TOP REAR



POWER WITH
2 USB PORTS

MODEL NO.	PRICE
REDT24OV20X	USD \$ 3233

Pavilion

Occasional Table Collection

MARMOLEUM
FINISH –



MODEL
NUMBER –

PAT-24D-18-H-PL-S

Pavilion

Pavilion

Occasional Table Collection

PAT-24D-16-H-S

DESCRIPTION –

Drum Table
24" x 16.5"



DIMENSIONS –

Width 24
Depth 24
Height 16.5
Cubic Feet 5
Ship Weight 61

OPTIONS –

Power/USB A+C +395



LOCATED
TOP REAR

POWER WITH
2 USB PORTS

*Not recommended for use in high-risk patient areas

MODEL NO.

PRICE

PAT-24D-16-H-S	Drum Table	USD \$	2722
-----------------------	------------	--------	------

PAT-30D-16-H-S

DESCRIPTION –

Drum Table
30" x 16.5"



DIMENSIONS –

Width 30
Depth 30
Height 16.5
Cubic Feet 9
Ship Weight 94

OPTIONS –

Power/USB A+C +395



LOCATED
TOP CENTER

POWER WITH
2 USB PORTS

*Not recommended for use in high-risk patient areas

MODEL NO.

PRICE

PAT-30D-16-H-S	Drum Table	USD \$	5209
-----------------------	------------	--------	------

U
O
I
I
V
E
P

Pavilion

Occasional Table Collection

Pavilion

PAT-24D-18-H-PL-S

DESCRIPTION –

Drum Table, plinth base
24" x 18.5"



DIMENSIONS –

Width 24
Depth 24
Height 18.5
Cubic Feet 6
Ship Weight 68

OPTIONS –

Power/USB A+C +395



LOCATED TOP REAR POWER WITH 2 USB PORTS

*Not recommended for use in high-risk patient areas

MODEL NO.		PRICE
PAT-24D-18-H-PL-S	Drum Table, plinth base	USD \$ 3746

PAT-30D-18-H-PL-S

DESCRIPTION –

Drum Table, plinth base
30" x 18.5"



DIMENSIONS –

Width 30
Depth 30
Height 18.5
Cubic Feet 9
Ship Weight 108

OPTIONS –

Power/USB A+C +395



LOCATED TOP CENTER POWER WITH 2 USB PORTS

*Not recommended for use in high-risk patient areas

MODEL NO.		PRICE
PAT-30D-18-H-PL-S	Drum Table, plinth base	USD \$ 6484

Capri

Occasional Table Collection

When ordering this product, specification codes must be added to unit Model Number, as shown below.

NOTE: Additional options must be specified separately.

Capri

LAMINATE
FINISH -



MODEL
NUMBER -

CAT-24D-16-H-S

LAMINATE
FINISH -

-DV

- AR Aria
- CL Candlelight
- CN Chestnut
- CH Chocolate
- DV Dolce Vita
- GR Grenada
- HM Hard Rock Maple
- HA Havana
- PA Palomino
- PE Pebble
- SA Sand
- WC White Chocolate

Capri

Occasional Table Collection

Different fabrics may be specified on the seat and on the back. In this case, use the higher grade of the two. No additional upcharge applies. All prices are in US dollars (USD).

CAT-24D-16-H-S

DESCRIPTION –

Drum Table, solid surface top
24" x 16.5"



DIMENSIONS –

Width 24
Depth 24
Height 16.5
Cubic Feet 5
Ship Weight 58

OPTIONS –

Power/USB A+C +395



LOCATED
TOP REAR



POWER WITH
2 USB PORTS

MODEL NO.

PRICE

MODEL NO.			PRICE
CAT-24D-16-H-S	Drum Table, solid surface top	USD \$	2947

CAT-30D-16-H-S

DESCRIPTION –

Drum Table, solid surface top
30" x 16.5"



DIMENSIONS –

Width 30
Depth 30
Height 16.5
Cubic Feet 9
Ship Weight 90

OPTIONS –

Power/USB A+C +395



LOCATED
TOP CENTER



POWER WITH
2 USB PORTS

MODEL NO.

PRICE

MODEL NO.			PRICE
CAT-30D-16-H-S	Drum Table, solid surface top	USD \$	3275

Capri

Capri

Occasional Table Collection

Different fabrics may be specified on the seat and on the back. In this case, use the higher grade of the two. No additional upcharge applies. All prices are in US dollars (USD).

CAT-24D-18-H-PL-S

DESCRIPTION –

Drum Table, plinth base
24" x 18.5"



DIMENSIONS –

Width 24
Depth 24
Height 18.5
Cubic Feet 6
Ship Weight 65

OPTIONS –

Power/USB A+C +395



LOCATED
TOP REAR



POWER WITH
2 USB PORTS

MODEL NO.

PRICE

CAT-24D-18-H-PL-S Drum Table, plinth base, solid surface top USD \$ 4028

CAT-30D-18-H-PL-S

DESCRIPTION –

Drum Table, plinth base
30" x 18.5"



DIMENSIONS –

Width 30
Depth 30
Height 18.5
Cubic Feet 9
Ship Weight 104

OPTIONS –

Power/USB A+C +395



LOCATED
TOP CENTER



POWER WITH
2 USB PORTS

MODEL NO.

PRICE

CAT-30D-18-H-PL-S Drum Table, plinth base, solid surface top USD \$ 4532


Capri

Iris

Occasional Table Collection

When ordering this product, specification codes must be added to unit Model Number, as shown below.

NOTE: Additional options must be specified separately.



FRAME FINISH –

STANCE MODEL
NUMBER –

FRAME
FINISH –

IRTR-20D-16-BH –SS

GM Gunmetal

MB Metallic Beige

SB Smooth Black


SS Smooth Silver

TB Textured Black

TN Textured Nickel

Iris

Occasional Table Collection



IRTR-20D-16-BH

DESCRIPTION –

End Table, round



DIMENSIONS –

Width 19.75

Depth 19.75

Height 16

Cubic Feet 5

Ship Weight, solid surface 50

Ship Weight, thermofoil 45

MODEL NO.

PRICE

IRTR-20D-16-BH-S	Corian® Solid Surface top	USD \$	2708
IRTR-20D-16-BH-T	Thermofoil Top	USD \$	1536

IRTR-20D-20-BH

DESCRIPTION –

End Table, round



DIMENSIONS –

Width 19.75

Depth 19.75

Height 20

Cubic Feet 6

Ship Weight, solid surface 51

Ship Weight, thermofoil 46

MODEL NO.

PRICE

IRTR-20D-20-BH-S	Corian® Solid Surface top	USD \$	2724
IRTR-20D-20-BH-T	Thermofoil Top	USD \$	1551

IRTR-24D-16-BH

DESCRIPTION –

End Table, round



DIMENSIONS –

Width 23.75

Depth 23.75

Height 16

Cubic Feet 6

Ship Weight, solid surface 54

Ship Weight, thermofoil 48


MODEL NO.

PRICE

IRTR-24D-16-BH-S	Corian® Solid Surface top	USD \$	2810
IRTR-24D-16-BH-T	Thermofoil Top	USD \$	1565

Iris

Occasional Table Collection



IRTR-24D-20-BH

DESCRIPTION –

End Table, round



DIMENSIONS –

Width 23.75

Depth 23.75

Height 20

Cubic Feet 8

Ship Weight, solid surface 55

Ship Weight, thermofoil 49

MODEL NO.

PRICE

IRTR-24D-20-BH-S Corian® Solid Surface top	USD \$	2825
IRTR-24D-20-BH-T Thermofoil Top	USD \$	1582

IRTR-30D-16-BH

DESCRIPTION –

Coffee Table



DIMENSIONS –

Width 29.75

Depth 29.75

Height 16

Cubic Feet 10

Ship Weight, solid surface 74

Ship Weight, thermofoil 67

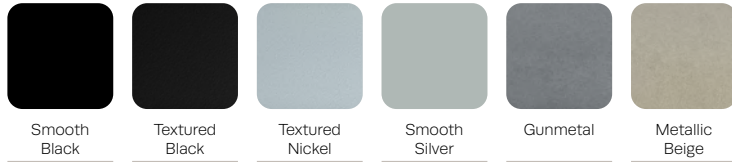
MODEL NO.

PRICE


IRTR-30D-16-BH-S Corian® Solid Surface top	USD \$	3074
IRTR-30D-16-BH-T Thermofoil Top	USD \$	1831

Finishes


METAL FINISHES –




POLYURETHANE ARM CAP FINISHES –




WOOD / LAMINATE / THERMOFOIL FINISHES –



LOTUS HDPE FINISHES –




CORIAN® SOLID SURFACE FINISHES –



MARMOLEUM™ –



FRONTIER/FLO FINISHES –



POLYURETHANE NO-DRIP EDGE FINISHES –

