



Jensen

Lounge Seating Collection



Thoughtfully designed for today's modern healthcare facilities, Jensen is comfortable, easy-to-clean and blends stylish design with the strength of metal.

Stance
HEALTHCARE



JEL124-OA
24" Single Seat, open arms
W 27.5 D 28.5 H 34
Seat W 24 D 19 H 18
Arm H 26



JEL124-CA
24" Single Seat, closed arms
W 27.5 D 28.5 H 34
Seat W 24 D 19 H 18
Arm H 26



JEL131-OA
31" Single Seat, open arms
W 34.25 D 28.5 H 34
Seat W 31 D 19 H 18
Arm H 26



JEL131-CA
31" Single Seat, closed arms
W 34.25 D 28.5 H 34
Seat W 31 D 19 H 18
Arm H 26



JEL224-OA
24" Two-seat, open arms
W 51.5 D 28.5 H 34
Seat W 24 D 19 H 18
Arm H 26



JEL224-CA
24" Two-seat, closed arms
W 51.5 D 28.5 H 34
Seat W 24 D 19 H 18
Arm H 26



JEL324-OA
24" Three-seat, open arms
W 75.75 D 28.5 H 34
Seat W 24 D 19 H 18
Arm H 26



JEL324-CA
24" Three-seat, closed arms
W 75.75 D 28.5 H 34
Seat W 24 D 19 H 18
Arm H 26

FEATURES –

- Fully welded design ensures long-term structural integrity
- Available in 3 seat widths: 21", 24" and 31"
- Seat, back and arm caps are easily replaced if necessary
- Arm caps designed for easy ingress and egress
- Wall-saver frame design protects walls from damage
- Engineered to exceed BIFMA testing requirements


OPTIONS –

- Arm caps available in wood, polyurethane or solid surface
- Contrasting fabrics
- Custom finishes
- Moisture barrier




Jensen


WOOD FINISHES –



METAL FINISHES –



POLYURETHANE ARM CAP FINISHES –



CORIAN® SOLID SURFACE FINISHES –

