



Legend

Metal Seating Collection



Legend offers extreme durability and a clean, linear aesthetic that fits well in any clinical or acute care environment.

STATEMENT OF LINE –

LEGEND METAL SEATING COLLECTION –



LG21-OA
21" Guest Chair, open arms
W 24.5 D 25.25 H 34.25
Seat W 21 H 18
Arm H 26.5



LG24-OA
24" Guest Chair, open arms
W 27.5 D 25.25 H 34.25
Seat W 24 H 18
Arm H 26.5



LB31-OA
31" Guest Chair, open arms
W 34.5 D 25.25 H 34.25
Seat W 31 H 18
Arm H 26.5



LEC121E-OA
Hip Chair
W 24.5 D 28.75 H 40.75
Seat W 21 H 24.5
Arm H 32.5



LEC221N-OA
21" Two-seat, open arms
W 45.5 D 25.25 H 34.25
Seat W 21 H 18
Arm H 26.5



LEC221F-OA
21" Two-seat, center arm, open arms
W 46.75 D 25.25 H 34.5
Seat W 21 H 18
Arm H 26.5



LEC321N-OA
21" Three-seat, open arms
W 66.25 D 25.25 H 34.25
Seat W 21 H 18
Arm H 26.5



LEC321F-OA
21" Three-seat, center arms, open arms
W 69 D 25.25 H 34.25
Seat W 21 H 18
Arm H 26.5



LG21-RK-OA
21" Rocker, open arms
W 24.5 D 25.25 H 34.25
Seat W 21 H 18
Arm H 26.5



LG24-RK-OA
24" Rocker, open arms
W 27.5 D 25.25 H 34.25
Seat W 24 H 18
Arm H 26.5



LTF-1818-16
18 x 18 Square Table
W 18 D 18 H 16



LTF-20D-16
20 x 20 Round Table
W 20 D 20 H 16




LTC-90R
Radius Corner Table
W 26 D 26



LTC-90S
Square Corner Table
W 26 D 26



LTC-SP
Square Spacer Table
W 18 H 18




FEATURES –

- Fully welded design ensures long-term structural integrity
- Available in 3 seat widths: 21", 24" and 31"
- Seat, back and arm caps are easily replaced if necessary
- Arm caps designed for easy ingress and egress
- Wall-saver frame design protects walls from damage


OPTIONS –

- Choice of wood, polyurethane or solid surface arm caps
- Contrasting fabrics
- Custom finishes
- Memory gel seat topper
- Moisture barrier


METAL FINISHES –



WOOD / LAMINATE FINISHES –



POLYURETHANE ARM CAP FINISHES –



CORIAN® SOLID SURFACE FINISHES –

