



## Spry

### Patient Seating Collection

The Spry Highback Patient Chair combines sleek design with exceptional comfort. It's not only visually appealing but also highly functional, offering superior support that ensures patients and their families are comfortable during extended periods of use.



**Stance**  
HEALTHCARE

STATEMENT OF LINE –



**SPC121HB**  
Highback Chair  
W 25 D 26.75 H 46  
Seat W 21 D 18.5 H 18.75  
Arm H 26.5

FEATURES –

- Fully welded powder-coated steel frame
- Arm caps designed for easy ingress and egress
- Seat, back and arm caps can be easily replaced if necessary
- Wall-saver frame design protects walls from damage
- 360 degree cleanout design
- Series meets ANSI/BIFMA X5.41 Large Occupant Public + Lounge Seating – 600 lb user

SPRY HIGHBACK PATIENT SEATING COLLECTION –




OPTIONS –


- Custom finishes
- Contrasting fabrics
- Choice of solid surface, wood, or polyurethane arm caps
- Moisture barrier

Krylos


METAL FINISHES -



CORIAN® SOLID SURFACE FINISHES -



POLYURETHANE FINISHES -



WOOD FINISHES -

