



Vista

Wood Seating Collection

Thoughtfully designed for healthcare spaces, Vista offers the warmth of wood, and all requirements necessary for outstanding performance in busy environments.



Stance
HEALTHCARE



SV600-21
21" Guest Chair
W 24.5 D 26.5 H 35
Seat W 21 H 18.5
Arm H 26



SV600-24
24" Guest Chair
W 27.5 D 26.5 H 35
Seat W 24 H 18.5
Arm H 26



SV610
31" Guest Chair
W 34.5 D 26.5 H 35
Seat W 31 H 18.5
Arm H 26



SV640-21
21" Highback Chair
W 24.5 D 26.5 H 45.5
Seat W 21 H 18.5
Arm H 26



SV200-42
Settee
W 45.5 D 26.5 H 35
Seat W 42 H 18.5
Arm H 26



SV650
Hip Chair
W 23.5 D 26.5 H 41
Seat W 21 H 24.5
Arm H 32



SVB-31
Single Bench
W 34 D 25
Seat W 31 H 18



SVB-42
Two-seat Bench
W 45 D 25
Seat W 42 H 18



VF-222217
22 x 22 Square Table
W 22 D 22 H 17




UCT-90R
Radius Corner Table
W 28 x D 28 x H 17



UCT-90S
Square Corner Table
W 28 x D 28 x H 17



UCT-SP
Square Spacer Table
W 22 x D 22 x H 17




FEATURES –

- 14-gauge internal steel seat frame for enhanced structural integrity
- Seat and back upholstery covers are removable for cleaning
- Wood side frames are field-replaceable should they get damaged
- Single guest and patient chairs available in 21", 24" and 31" seat widths
- Wallsaver leg design protects walls from damage
- Clean-out space between seat and back


OPTIONS –

- Flex-back option available on 21" and 24" guest and patient chairs
- Polyurethane arms
- Custom finishes
- Contrasting fabrics
- Moisture barrier

WOOD / LAMINATE FINISHES –



METAL FINISHES –



POLYURETHANE ARM CAP FINISHES –

