

Royale

Casegoods Collection

When ordering this product, specification codes must be added to unit Model Number, as shown below.

NOTE: Upholstery and/or additional options must be specified separately.



Royale

MODEL NUMBER -

LAMINATE FINISH -

HANDLE FINISH -

OPTIONAL KICK STYLE -

SR110-30-CL -HSK -CK

AR Aria	HSC Brushed Stainless Curved Pull	CK Crescent
CL Candlelight	HEP Bushed Stainless Euro Pull	TK Traditional
CN Chestnut	HSK Brushed Stainless Knob	
CH Chocolate	HBK Brushed Brass Knob	
DV Dolce Vita		
GR Grenada		
HM Hard Rock Maple		
HA Havana		
PA Palomino		
PE Pebble		
SA Sand		
WC White Chocolate		

Royale

Casegoods Collection

Standard sizes shown. Custom sizes and configurations available upon request. Call for pricing.

Royale

SR100-24

DESCRIPTION –

Bedside Table
23.5" height

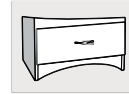


DIMENSIONS –

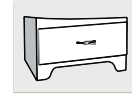
Width 20
Depth 20
Height 23.5
Cubic Feet 10
Ship Weight 71

OPTIONS –

Top drawer lock +55
Plastic drawer liner (per drawer) +95
Galley rail (set of 3) +298
Thermoformed top with spill edge +125
Concealed non-locking casters (4) +80
Concealed non-locking casters (rear) +40
Exposed casters (4) front locking +270
Concealed self-locking casters system +495



Crescent
kick option (-CK)



Traditional
kick option (-TK)

MODEL NO.

PRICE

MODEL NO.	DESCRIPTION	PRICE
SR100-24	23.5" overall height, 1 drawer, open fixed shelf	USD \$ 911

SR100-30

DESCRIPTION –

Bedside Table
29.5" height

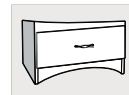


DIMENSIONS –

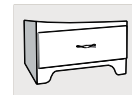
Width 20
Depth 20
Height 29.5
Cubic Feet 10
Ship Weight 71

OPTIONS –

Top drawer lock +55
Plastic drawer liner (per drawer) +95
Galley rail (set of 3) +298
Thermoformed top with spill edge +125
Concealed non-locking casters (4) +80
Concealed non-locking casters (rear) +40
Exposed casters (4) front locking +270
Concealed self-locking casters system +495



Crescent
kick option (-CK)



Traditional
kick option (-TK)

MODEL NO.

PRICE

MODEL NO.	DESCRIPTION	PRICE
SR100-30	29.5" overall height, 1 drawer, 2 open fixed shelf	USD \$ 970

Royale

Casegoods Collection

Standard sizes shown. Custom sizes and configurations available upon request. Call for pricing.

Royale

SR110-L / SR110-R

DESCRIPTION –

Bedside Table, left-hinged

Bedside Table, right-hinged



DIMENSIONS –

Width 20

Depth 20

Height 29.5

Cubic Feet 10

Ship Weight 80

OPTIONS –

Top drawer lock +55

Plastic drawer liner (per drawer) +95

Galley rail (set of 3) +298

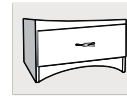
Thermoformed top with spill edge +125

Concealed non-locking casters (4) +80

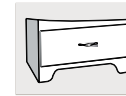
Concealed non-locking casters (rear) +40

Exposed casters (4) front locking +270

Concealed self-locking casters system +495



Crescent
kick option (-CK)



Traditional
kick option (-TK)

MODEL NO.

PRICE

SR110-L	1 drawer, interior fixed shelf (shown)	USD \$	1011
SR110-R	1 drawer, interior fixed shelf	USD \$	1011

SR120

DESCRIPTION –

3-drawer Bedside Table



DIMENSIONS –

Width 20

Depth 20

Height 29.5

Cubic Feet 10

Ship Weight 98

OPTIONS –

Top drawer lock +55

Plastic drawer liner (per drawer) +95

Galley rail (set of 3) +298

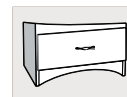
Thermoformed top with spill edge +125

Concealed non-locking casters (4) +80

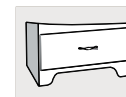
Concealed non-locking casters (rear) +40

Exposed casters (4) front locking +270

Concealed self-locking casters system +495



Crescent
kick option (-CK)



Traditional
kick option (-TK)

MODEL NO.

PRICE

SR120	3 drawers	USD \$	1168
--------------	-----------	--------	------

Royale

Casegoods Collection

Standard sizes shown. Custom sizes and configurations available upon request. Call for pricing.

Royale

SR200

DESCRIPTION –

3-drawer Dresser

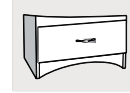


DIMENSIONS –

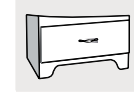
Width	32
Depth	20
Height	29.5
Cubic Feet	15
Ship Weight	132

OPTIONS –

Top drawer lock +55



Crescent kick option (-CK)



Traditional kick option (-TK)

MODEL NO.

PRICE

SR200	3 drawers	USD \$	1510
--------------	-----------	--------	------

SR210

DESCRIPTION –

4-drawer Dresser

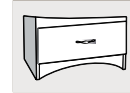


DIMENSIONS –

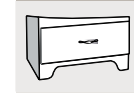
Width	32
Depth	20
Height	37.75
Cubic Feet	19
Ship Weight	165

OPTIONS –

Top drawer lock +55



Crescent kick option (-CK)



Traditional kick option (-TK)

MODEL NO.

PRICE

SR210	4 drawers	USD \$	1848
--------------	-----------	--------	------

SR330-L / SR330-R

DESCRIPTION –

Single Wardrobe, left-hinged

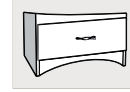
Single Wardrobe, right-hinged



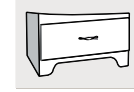
DIMENSIONS –

Width	24
Depth	24.5
Height	67.25
Cubic Feet	20
Ship Weight	145

OPTIONS –



Crescent kick option (-CK)



Traditional kick option (-TK)

MODEL NO.

PRICE

SR330-L	Single door, interior shelf with hanger rail	USD \$	2303
SR330-R	Single door, interior shelf with hanger rail (shown)	USD \$	2303

Royale

Casegoods Collection

Standard sizes shown. Custom sizes and configurations available upon request. Call for pricing.

Royale

SR335-L / SR335-R

DESCRIPTION –

Single Wardrobe with Drawer, left-hinged

Single Wardrobe with Drawer, right-hinged



DIMENSIONS –

Width 24

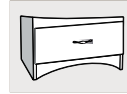
Depth 24.5

Height 67.25

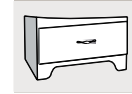
Cubic Feet 20

Ship Weight 155

OPTIONS –



Crescent
kick option (-CK)



Traditional
kick option (-TK)

MODEL NO.

PRICE

SR335-L	Single door, 1 drawer, interior shelf with hanger rail (shown)	USD \$	2706
SR335-R	Single door, 1 drawer, interior shelf with hanger rail	USD \$	2706

SR300

DESCRIPTION –

Double Wardrobe



DIMENSIONS –

Width 36

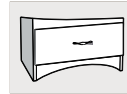
Depth 24.5

Height 67.25

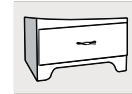
Cubic Feet 42

Ship Weight 235

OPTIONS –



Crescent
kick option (-CK)



Traditional
kick option (-TK)

MODEL NO.

PRICE

SR300	2 doors, no drawer, interior shelf with hanger rail	USD \$	3032
--------------	---	--------	------

SR310

DESCRIPTION –

Double Wardrobe, 1-drawer



DIMENSIONS –

Width 36

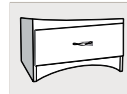
Depth 24.5

Height 67.25

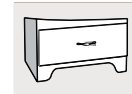
Cubic Feet 42

Ship Weight 250

OPTIONS –



Crescent
kick option (-CK)



Traditional
kick option (-TK)

MODEL NO.

PRICE

SR310	2 doors, 1 drawer, interior shelf with hanger rail	USD \$	3278
--------------	--	--------	------

Royale

Casegoods Collection

Standard sizes shown. Custom sizes and configurations available upon request. Call for pricing.

SR600-SHB / SR600-SFB

DESCRIPTION –

Royale Single Headboard

Royale Single Footboard



MODEL NO.			PRICE
SR600-SHB	39" x 22" Royale single headboard	USD \$	759
SR600-SFB	39" x 16" Royale single footboard	USD \$	759

SR600-DHB / SR600-DFB

DESCRIPTION –

Royale Double Headboard

Royale Double Footboard



MODEL NO.			PRICE
SR600-DHB	54" x 22" Royale double headboard	USD \$	946
SR600-DFB	54" x 16" Royale double footboard	USD \$	946

Royale

Royale

Casegoods Collection

Standard sizes shown. Custom sizes and configurations available upon request. Call for pricing.

SPB-8036-R

DESCRIPTION –

Platform Bed



DIMENSIONS –

Width 38.25
Length 82
Height 30 (35 with casters)
Deck Height 13.5 (18.5 with casters)
Cubic Feet 60
Ship Weight 220

OPTIONS –

Locking casters +354
2 storage drawers (specify -L or -R)+690

MODEL NO.

PRICE

SPB-8036-R Platform Bed	USD \$	2843
-------------------------	--------	------

SPB-8054-R

DESCRIPTION –

Double Platform Bed

With high headboard



DIMENSIONS –

Width 58.25
Length 82
Height 30.25
Cubic Feet 84
Ship Weight 290

OPTIONS –

Locking casters +354
2 storage drawers (specify -L or -R)+690

MODEL NO.

PRICE

SPB-8054-R Double Platform Bed, high headboard	USD \$	4182
--	--------	------

Royale

Mattress
Bed Accessories

SF36805

DESCRIPTION –

Mattress



DIMENSIONS –

Width 80
Depth 36
Height 5
Cubic Feet 14
Ship Weight 18

MODEL NO.	PRICE
SF36805	USD \$ 1454

SF36805-PW

DESCRIPTION –

Mattress
With built-in pillow



DIMENSIONS –

Width 80
Depth 36
Height 5
Cubic Feet 14
Ship Weight 18

MODEL NO.	PRICE
SF36805-PW	USD \$ 1643

Mattresses

Mattress
Bed Accessories

SF54805

DESCRIPTION –

Mattress



DIMENSIONS –

Width 80
Depth 54
Height 5
Cubic Feet 22
Ship Weight 27

MODEL NO.		PRICE
SF54805	Mattress	USD \$ 2181

SF54805-PW

DESCRIPTION –

Mattress
With built-in pillow



DIMENSIONS –

Width 80
Depth 54
Height 5
Cubic Feet 22
Ship Weight 27

MODEL NO.		PRICE
SF54805-PW	Mattress, built-in pillow	USD \$ 2466

Mattresses

Bed Frame/ Box Spring

Bed Accessories

NOTE: Bed frames are adjustable and accommodate any size box spring/mattress up to 60" wide.

BFG

DESCRIPTION –

Metal Bed Frame

With glides



DIMENSIONS –

Size 36 –39 –48 –54 –60

Side Rail 1.25 x 1.25 x 73.5

Cross Rail 1.25 x 1.25 x 73.625

Center Support 1.25 x 1.25 x 55.25

From the Floor 5.5

Ship Weight 30

MODEL NO.

PRICE

MODEL NO.	DESCRIPTION	CURRENCY	PRICE
BFG	Metal Bed Frame, glides, headboard mounts	USD \$	391
BFG-HF	Metal Bed Frame, glides, head & footboard mounts	USD \$	412

BFC

DESCRIPTION –

Metal Bed Frame

With locking casters



DIMENSIONS –

Size 36 –39 –48 –54 –60

Side Rail 1.25 x 1.25 x 73.5

Cross Rail 1.25 x 1.25 x 73.625

Center Support 1.25 x 1.25 x 55.25

From the Floor 5.5

Ship Weight 30

MODEL NO.

PRICE

MODEL NO.	DESCRIPTION	CURRENCY	PRICE
BFC	Metal Bed Frame, locking casters	USD \$	391
BFC-HF	Metal Bed Frame, locking casters, head & footboard mounts	USD \$	412

BX3680/BX5480

DESCRIPTION –

Box Spring



DIMENSIONS –

Width 36

Depth 80

Height 6

MODEL NO.

PRICE

MODEL NO.	DESCRIPTION	CURRENCY	PRICE
BX3680	36" x 80" Box Spring	USD \$	1833
BX5480	54" x 80" Box Spring	USD \$	2101

ACCESSORIES