

Vista II

Metal Seating Collection

When ordering this product, specification codes must be added to unit Model Number, as shown below.

NOTE: Upholstery and/or additional options must be specified separately.



Vista II

MODEL
NUMBER -

METAL FRAME
FINISH -

ARM CAP
FINISH -

SV200 -S -CH

GM Gunmetal	Wood	Polyurethane
MB Metallic Beige	CL Candlelight	PB Black
SB Smooth Black	CH Chocolate	PG Grey
SS Smooth Silver	GR Grenada	PT Taupe
TB Textured Black	HM Hard Rock Maple	
TN Textured Nickel	HA Havana	
	MA Mahogany	
	RC Rustic Cherry	
	SF Summer Flame	

Vista II

Metal Seating Collection

Different fabrics may be specified on the seat and on the back. In this case, use the higher grade of the two. No additional upcharge applies.

SV200-21

DESCRIPTION –

Guest Chair
21" seat width



DIMENSIONS –

Width 23.5

Depth 26.5

Height 35

Seat Width 21

Seat Height 18.5

Arm Height 26

COM Yard Back 1.25

COM Yard Seat 0.75

Cubic Feet 15

Ship Weight 38

OPTIONS –

CAL 133, *per seat* +98

Moisture barrier, *per seat* +85

Wood arm caps –

Polyurethane arm caps –

Rigid Polyester arm caps +75

Corian® Solid Surface arm caps +795

Flex-back +225



FLEX-BACK

MODEL NO.	COM/1	2	3	4	5	6
SV200-21	USD \$ 1049	1150	1253	1359	1465	1573

SV200-24

DESCRIPTION –

Guest Chair
24" seat width



DIMENSIONS –

Width 26.5

Depth 26.5

Height 35

Seat Width 24

Seat Height 18.5

Arm Height 26

COM Yard Back 1.25

COM Yard Seat 0.75

Cubic Feet 15

Ship Weight 38

OPTIONS –

CAL 133, *per seat* +98

Moisture barrier, *per seat* +85

Wood arm caps –

Polyurethane arm caps –

Rigid Polyester arm caps +75


Corian® Solid Surface arm caps +795

Flex-back +225



FLEX-BACK

MODEL NO.	COM/1	2	3	4	5	6
SV200-24	USD \$ 1168	1267	1368	1470	1574	1680



Vista II

Metal Seating Collection

Different fabrics may be specified on the seat and on the back. In this case, use the higher grade of the two. No additional upcharge applies.

SV210

DESCRIPTION –

Bariatric Chair



DIMENSIONS –

Width	33.5
Depth	26.5
Height	35
Seat Width	31
Seat Height	18.5
Arm Height	26.5
COM Yard Back	1.75
COM Yard Seat	1.25
Cubic Feet	21
Ship Weight	50

OPTIONS –

CAL 133, <i>per seat</i>	+98
Moisture barrier, <i>per seat</i>	+85
Wood arm caps	–
Polyurethane arm caps	–
Rigid Polyester arm caps	+75
Corian® Solid Surface arm caps	+795

MODEL NO.		COM/1	2	3	4	5	6
SV210	USD \$	1397	1549	1706	1864	2025	2190

SV200-42

DESCRIPTION –

Settee




DIMENSIONS –

Width	44.5
Depth	26.5
Height	35
Seat Width	42
Seat Height	18.5
Arm Height	26.5
COM Yard Back	2.5
COM Yard Seat	1.5
Cubic Feet	25
Ship Weight	64

OPTIONS –

CAL 133, <i>per seat</i>	+196
Moisture barrier, <i>per seat</i>	+170
Wood arm caps	–
Polyurethane arm caps	–
Rigid Polyester arm caps	+75
Corian® Solid Surface arm caps	+795

MODEL NO.		COM/1	2	3	4	5	6
SV200-42	USD \$	1750	1959	2170	2387	2606	2830



Vista II

Metal Seating Collection

Different fabrics may be specified on the seat and on the back. In this case, use the higher grade of the two. No additional upcharge applies.

SV250

DESCRIPTION –

Hip Chair



DIMENSIONS –

Width 23.5

Depth 30.5

Height 41

Seat Width 21

Seat Height 24.5

Arm Height 32

COM Yard Back 1.25

COM Yard Seat 0.75

Cubic Feet 18

Ship Weight 46

OPTIONS –

CAL 133, *per seat* +98

Moisture barrier, *per seat* +85

Wood arm caps –

Polyurethane arm caps –

Rigid Polyester arm caps +75

Corian® Solid Surface arm caps +795

MODEL NO.		COM/1	2	3	4	5	6
SV250	USD \$	1832	1938	2044	2154	2264	2376

SV220N-21

DESCRIPTION –

Two-seat

21" seat width



DIMENSIONS –

Width 44

Depth 26.5

Height 35

Seat Width 21

Seat Height 18.5

Arm Height 26.5

COM Yard Back 2.5

COM Yard Seat 1.5

Cubic Feet 28

Ship Weight 62

OPTIONS –

CAL 133, *per seat* +98

Moisture barrier, *per seat* +85


Wood arm caps –

Polyurethane arm caps –

Rigid Polyester arm caps +75

Corian® Solid Surface arm caps +795

MODEL NO.		COM/1	2	3	4	5	6
SV220N-21	USD \$	1622	1816	2014	2216	2420	2628



Vista II

Metal Seating Collection

Different fabrics may be specified on the seat and on the back. In this case, use the higher grade of the two. No additional upcharge applies.

SV220N-24

DESCRIPTION –

Two-seat
24" seat width



DIMENSIONS –

Width	50
Depth	26.5
Height	35
Seat Width	24
Seat Height	18.5
Arm Height	26.5
COM Yard Back	2.5
COM Yard Seat	1.5
Cubic Feet	28
Ship Weight	62

OPTIONS –

CAL 133, <i>per seat</i>	+98
Moisture barrier, <i>per seat</i>	+85
Wood arm caps	–
Polyurethane arm caps	–
Rigid Polyester arm caps	+75
Corian® Solid Surface arm caps	+795

MODEL NO.		COM/1	2	3	4	5	6
SV220N-24	USD \$	1754	1963	2174	2391	2610	2834

SV220H-21

DESCRIPTION –

Two-seat, half center arm
21" seat width




DIMENSIONS –

Width	45
Depth	26.5
Height	35
Seat Width	21
Seat Height	18.5
Arm Height	26.5
COM Yard Back	2.5
COM Yard Seat	1.5
Cubic Feet	28
Ship Weight	65

OPTIONS –

CAL 133, <i>per seat</i>	+98
Moisture barrier, <i>per seat</i>	+85
Wood arm caps	–
Polyurethane arm caps	–
Rigid Polyester arm caps	+113
Corian® Solid Surface arm caps	+1193

MODEL NO.		COM/1	2	3	4	5	6
SV220H-21	USD \$	1819	2015	2216	2418	2625	2835



Vista II

Metal Seating Collection

Different fabrics may be specified on the seat and on the back. In this case, use the higher grade of the two. No additional upcharge applies.

SV220H-24

DESCRIPTION –

Two-seat, half center arm
24" seat width



DIMENSIONS –

Width	51
Depth	26.5
Height	35
Seat Width	24
Seat Height	18.5
Arm Height	26.5
COM Yard Back	2.5
COM Yard Seat	1.5
Cubic Feet	28
Ship Weight	65

OPTIONS –

CAL 133, <i>per seat</i>	+98
Moisture barrier, <i>per seat</i>	+85
Wood arm caps	–
Polyurethane arm caps	–
Rigid Polyester arm caps	+113
Corian® Solid Surface arm caps	+1193

MODEL NO.		COM/1	2	3	4	5	6
SV220H-24	USD \$	1951	2150	2349	2554	2762	2974

SV220F-21

DESCRIPTION –

Two-seat, full center arm
21" seat width




DIMENSIONS –

Width	45
Depth	26.5
Height	35
Seat Width	21
Seat Height	18.5
Arm Height	26.5
COM Yard Back	2.5
COM Yard Seat	1.5
Cubic Feet	28
Ship Weight	68

OPTIONS –

CAL 133, <i>per seat</i>	+98
Moisture barrier, <i>per seat</i>	+85
Wood arm caps	–
Polyurethane arm caps	–
Rigid Polyester arm caps	+113
Corian® Solid Surface arm caps	+1193

MODEL NO.		COM/1	2	3	4	5	6
SV220F-21	USD \$	1926	2123	2324	2528	2736	2945



Vista II

Metal Seating Collection

Different fabrics may be specified on the seat and on the back. In this case, use the higher grade of the two. No additional upcharge applies.

SV220F-24

DESCRIPTION –

Two-seat, full center arm
24" seat width



DIMENSIONS –

Width	51
Depth	26.5
Height	35
Seat Width	24
Seat Height	18.5
Arm Height	26.5
COM Yard Back	2.5
COM Yard Seat	1.5
Cubic Feet	28
Ship Weight	68

OPTIONS –

CAL 133, <i>per seat</i>	+98
Moisture barrier, <i>per seat</i>	+85
Wood arm caps	–
Polyurethane arm caps	–
Rigid Polyester arm caps	+113
Corian® Solid Surface arm caps	+1193

MODEL NO.	COM/1	2	3	4	5	6
SV220F-24	USD \$ 2058	2273	2492	2715	2941	3172

SV230N-21

DESCRIPTION –

Three-seat, no center arms
21" seat width




DIMENSIONS –

Width	64.5
Depth	26.5
Height	35
Seat Width	21
Seat Height	18.5
Arm Height	26
COM Yard Back	3.75
COM Yard Seat	2.25
Cubic Feet	42
Ship Weight	86

OPTIONS –

CAL 133, <i>per seat</i>	+98
Moisture barrier, <i>per seat</i>	+85
Wood arm caps	–
Polyurethane arm caps	–
Rigid Polyester arm caps	+75
Corian® Solid Surface arm caps	+795

MODEL NO.	COM/1	2	3	4	5	6
SV230N-21	USD \$ 2336	2656	2981	3311	3647	3991



Vista II

Metal Seating Collection

Different fabrics may be specified on the seat and on the back. In this case, use the higher grade of the two. No additional upcharge applies.

SV230N-24

DESCRIPTION –

Three-seat, no center arms
24" seat width



DIMENSIONS –

Width 73.5

Depth 26.5

Height 35

Seat Width 24

Seat Height 18.5

Arm Height 26

COM Yard Back 3.75

COM Yard Seat 2.25

Cubic Feet 42

Ship Weight 86

OPTIONS –

CAL 133, *per seat* +98

Moisture barrier, *per seat* +85

Wood arm caps –

Polyurethane arm caps –

Rigid Polyester arm caps +75

Corian® Solid Surface arm caps +795

MODEL NO.	COM/1	2	3	4	5	6
SV230N-24	USD \$ 2561	2883	3210	3543	3882	4227

SV230H-21

DESCRIPTION –

Three-seat, half center arms
21" seat width



DIMENSIONS –

Width 66.5

Depth 26.5

Height 35

Seat Width 21

Seat Height 18.5

Arm Height 26

COM Yard Back 3.75

COM Yard Seat 2.25

Cubic Feet 42

Ship Weight 92

OPTIONS –

CAL 133, *per seat* +98

Moisture barrier, *per seat* +85


Wood arm caps –

Polyurethane arm caps –

Rigid Polyester arm caps +300

Corian® Solid Surface arm caps +3180

MODEL NO.	COM/1	2	3	4	5	6
SV230H-21	USD \$ 2688	3012	3340	3675	4015	4361



Vista II

Metal Seating Collection

Different fabrics may be specified on the seat and on the back. In this case, use the higher grade of the two. No additional upcharge applies.

SV230H-24

DESCRIPTION –

Three-seat, half center arms
24" seat width



DIMENSIONS –

Width	75.5
Depth	26.5
Height	35
Seat Width	24
Seat Height	18.5
Arm Height	26
COM Yard Back	3.75
COM Yard Seat	2.25
Cubic Feet	42
Ship Weight	92

OPTIONS –

CAL 133, per seat	+98
Moisture barrier, per seat	+85
Wood arm caps	–
Polyurethane arm caps	–
Rigid Polyester arm caps	+300
Corian® Solid Surface arm caps	+3180

MODEL NO.	COM/1	2	3	4	5	6
SV230H-24	USD \$ 2923	3248	3578	3917	4255	4608

SV230F-21

DESCRIPTION –

Three-seat, full center arms
21" seat width




DIMENSIONS –

Width	66.5
Depth	26.5
Height	35
Seat Width	21
Seat Height	18.5
Arm Height	26
COM Yard Back	3.75
COM Yard Seat	2.25
Cubic Feet	42
Ship Weight	98

OPTIONS –

CAL 133, per seat	+98
Moisture barrier, per seat	+85
Wood arm caps	–
Polyurethane arm caps	–
Rigid Polyester arm caps	+300
Corian® Solid Surface arm caps	+3180

MODEL NO.	COM/1	2	3	4	5	6
SV230F-21	USD \$ 2807	3131	3455	3798	4133	4486



Vista II

Metal Seating Collection

Different fabrics may be specified on the seat and on the back. In this case, use the higher grade of the two. No additional upcharge applies.

SV230F-24

DESCRIPTION –

Three-seat, full center arms
24" seat width




DIMENSIONS –

Width	75.5
Depth	26.5
Height	35
Seat Width	24
Seat Height	18.5
Arm Height	26
COM Yard Back	3.75
COM Yard Seat	2.25
Cubic Feet	42
Ship Weight	98

OPTIONS –

CAL 133, per seat	+98
Moisture barrier, per seat	+85
Wood arm caps	–
Polyurethane arm caps	–
Rigid Polyester arm caps	+300
Corian® Solid Surface arm caps	+3180

MODEL NO.	COM/1	2	3	4	5	6
SV230F-24	USD \$ 3039	3365	3697	4036	4377	4729



Vista II Highback

Patient Seating Collection

Different fabrics may be specified on the seat and on the back. In this case, use the higher grade of the two. No additional upcharge applies.

SV240-21

DESCRIPTION –

Highback
21" seat width



DIMENSIONS –

Width 23.5
Depth 26.5
Height 45.5
Seat Width 21
Seat Height 18.5
Arm Height 26
COM Yard Back 1.75
COM Yard Seat 0.75
Cubic Feet 20
Ship Weight 46

OPTIONS –

CAL 133, *per seat* +98
Moisture barrier, *per seat* +85
Tilt and Roll +195
Wood arm caps –
Polyurethane arm caps –
Rigid Polyester arm caps +75
Corian® Solid Surface arm caps +795
Flex-back +225



FLEX-BACK

MODEL NO.	COM/1	2	3	4	5	6
SV240-21	USD \$ 1279	1443	1611	1782	1956	2133

SV240-24

DESCRIPTION –

Highback
24" seat width



DIMENSIONS –

Width 26.3
Depth 26.5
Height 45.5
Seat Width 24
Seat Height 18.5
Arm Height 26
COM Yard Back 2
COM Yard Seat 1
Cubic Feet 21
Ship Weight 54


OPTIONS –

CAL 133, *per seat* +98
Moisture barrier, *per seat* +85
Tilt and Roll +195
Wood arm caps –
Polyurethane arm caps –
Rigid Polyester arm caps +75
Corian® Solid Surface arm caps +795
Flex-back +225



FLEX-BACK

MODEL NO.	COM/1	2	3	4	5	6
SV240-24	USD \$ 1402	1563	1728	1895	2066	2238



Vista II Highback

Patient Seating Collection

Different fabrics may be specified on the seat and on the back. In this case, use the higher grade of the two. No additional upcharge applies.

SV240-31

DESCRIPTION –

Highback
31" seat width



DIMENSIONS –

Width 33.5

Depth 26.5

Height 45.5

Seat Width 31

Seat Height 18.5

Arm Height 26

COM Yard Back 2.25

COM Yard Seat 1.25

Cubic Feet 24

Ship Weight 56

OPTIONS –

CAL 133, *per seat* +98

Moisture barrier, *per seat* +85

Tilt and Roll +195

Wood arm caps –

Polyurethane arm caps –

Rigid Polyester arm caps +75

Corian® Solid Surface arm caps +795

MODEL NO.	COM/1	2	3	4	5	6
SV240-31	USD \$ 1569	1732	1898	2066	2239	2412

SV2FR

DESCRIPTION –

Foot Rest



DIMENSIONS –

Width 18.5

Depth 14

Height 13

COM Yard 0.75


Cubic Feet 3

Ship Weight 15

OPTIONS –

CAL 133 +45

MODEL NO.	COM/1	2	3	4	5	6
SV2FR	USD \$ 581	609	639	672	704	735



Vista II Highback

Patient Seating Collection

Different fabrics may be specified on the seat and on the back. In this case, use the higher grade of the two. No additional upcharge applies.

V2B-31

DESCRIPTION –

Single Bench
W 33.5 D 25 H 18



DIMENSIONS –

Seat Width 31
Seat Height 18
Arm Height 24
COM Yard 1.5
Cubic Feet 12
Ship Weight 38

OPTIONS –

CAL 133 +70
Moisture barrier +60
Wood arm caps –
Polyurethane arm caps –

MODEL NO.	COM/1	2	3	4	5	6
V2B-31	USD \$ 1270	1357	1445	1535	1627	1717

V2B-42

DESCRIPTION –

Two-seat Bench
W 44.5 D 25 H 18



DIMENSIONS –

Seat Width 42
Seat Height 18
Arm Height 24
COM Yard 2
Cubic Feet 16
Ship Weight 46

OPTIONS –

CAL 133 +90
Moisture barrier +80
Wood arm caps –
Polyurethane arm caps –

MODEL NO.	COM/1	2	3	4	5	6
V2B-42	USD \$ 1376	1486	1601	1716	1833	1953

V2B-63

DESCRIPTION –

Three-seat Bench
W 65.5 D 25 H 18




DIMENSIONS –

Seat Width 63
Seat Height 18
Arm Height 24
COM Yard 3
Cubic Feet 22
Ship Weight 65

OPTIONS –


CAL 133 +135
Moisture barrier +120
Wood arm caps –
Polyurethane arm caps –

MODEL NO.	COM/1	2	3	4	5	6
V2B-63	USD \$ 1859	2025	2194	2365	2541	2717



Vista II

Metal Seating Collection



UCT-90R

DESCRIPTION –

Radius Corner Table

Includes two connecting brackets



DIMENSIONS –

Width 28

Depth 28

Cubic Feet 2

Ship Weight 25

AVAILABLE IN 8 LAMINATED FINISHES –

Candlelight (CL), Chocolate (CH),

Grenada (GR), Hardrock Maple (HM),

Havana (HA), Mahogany (MA),

Rustic Cherry (RC), Summer Flame (SF)

MODEL NO.

PRICE

UCT-90R-P	HPL with PVC edge	USD \$	663
UCT-90R-S	Corian® Solid Surface	USD \$	997

V2TC-90S

DESCRIPTION –

Square Corner Table

Includes two connecting brackets



DIMENSIONS –

Width 28

Depth 28

Cubic Feet 2

Ship Weight 30

AVAILABLE IN 8 LAMINATED FINISHES –

Candlelight (CL), Chocolate (CH),

Grenada (GR), Hardrock Maple (HM),

Havana (HA), Mahogany (MA),

Rustic Cherry (RC), Summer Flame (SF)

MODEL NO.

PRICE

V2TC-90S-P	HPL with PVC edge	USD \$	663
V2TC-90S-S	Corian® Solid Surface	USD \$	997

UCT-SP

DESCRIPTION –

Square Spacer Table

Includes two connecting brackets



DIMENSIONS –

Width 22

Depth 22

Cubic Feet 1

Ship Weight 16

AVAILABLE IN 8 LAMINATED FINISHES –

Candlelight (CL), Chocolate (CH),

Grenada (GR), Hardrock Maple (HM),

Havana (HA), Mahogany (MA),

Rustic Cherry (RC), Summer Flame (SF)


MODEL NO.

PRICE

UCT-SP-P	HPL with PVC edge	USD \$	488
UCT-SP-S	Corian® Solid Surface	USD \$	950

Vista II

Occasional Table Collection



V2F-222217

DESCRIPTION –

Square Table



DIMENSIONS –

Width 22

Depth 22

Height 17

Cubic Feet 2

Ship Weight 27

AVAILABLE IN 8 LAMINATED FINISHES –

Candlelight (CL), Chocolate (CH),

Grenada (GR), Hardrock Maple (HM)

Havana (HA), Mahogany (MA)

Rustic Cherry (RC), Summer Flame (SF)

MODEL NO.

PRICE

V2F-222217-P HPL with PVC edge USD \$ 723

V2F-222217-S Corian® Solid Surface USD \$ 1150

V2F-224817

DESCRIPTION –

Rectangular Table



DIMENSIONS –

Width 48

Depth 22

Height 17

Cubic Feet 4

Ship Weight 48

AVAILABLE IN 8 LAMINATED FINISHES –

Candlelight (CL), Chocolate (CH),

Grenada (GR), Hardrock Maple (HM)

Havana (HA), Mahogany (MA)

Rustic Cherry (RC), Summer Flame (SF)

MODEL NO.

PRICE

V2F-224817-P HPL with PVC edge USD \$ 1071

V2F-224817-S Corian® Solid Surface USD \$ 1788