

Vista

Wood Seating Collection

When ordering this product, specification codes must be added to unit Model Number, as shown below.

NOTE: Upholstery and/or additional options must be specified separately.

Vista



WOOD FRAME
FINISH -

MODEL
NUMBER -

WOOD FRAME
FINISH -

SV610 -CH

- CL** Candlelight
- CH** Chocolate
- GR** Grenada
- HM** Hard Rock Maple
- HA** Havana
- MA** Mahogany
- RC** Rustic Cherry
- SF** Summer Flame

Vista

Wood Seating Collection

Different fabrics may be specified on the seat and on the back. In this case, use the higher grade of the two. No additional upcharge applies.

SV600-21

DESCRIPTION –

Guest Chair
21" seat width



DIMENSIONS –

Width 24.5
Depth 26.5
Height 35
Seat Width 21
Seat Depth 18.5
Seat Height 18.5
Arm Height 26
COM Yard Back 1.25
COM Yard Seat 0.75
Cubic Feet 15
Ship Weight 30

OPTIONS –

CAL 133, *per seat* +98
Moisture barrier, *per seat* +85
Wood arm caps –
Polyurethane arm caps +135
Rigid Polyester arm caps +195
Corian® Solid Surface arm caps N/A
Flex-back +225



FLEX-BACK

MODEL NO.	COM/1	2	3	4	5	6
SV600-21	USD \$ 968	1052	1143	1234	1328	1420

SV600-24

DESCRIPTION –

Guest Chair
24" seat width



DIMENSIONS –

Width 27.5
Depth 26.5
Height 35
Seat Width 24
Seat Depth 18.5
Seat Height 18.5
Arm Height 26
COM Yard Back 1.25
COM Yard Seat 0.75
Cubic Feet 15
Ship Weight 30


OPTIONS –

CAL 133, *per seat* +98
Moisture barrier, *per seat* +85
Wood arm caps –
Polyurethane arm caps +135
Rigid Polyester arm caps +195
Corian® Solid Surface arm caps N/A
Flex-back +225



FLEX-BACK

MODEL NO.	COM/1	2	3	4	5	6
SV600-24	USD \$ 1033	1120	1209	1299	1392	1485



Vista

Wood Seating Collection

Different fabrics may be specified on the seat and on the back. In this case, use the higher grade of the two. No additional upcharge applies.

SV610

DESCRIPTION –

Bariatric Chair
31" seat width



DIMENSIONS –

Width 34.5

Depth 26.5

Height 35

Seat Width 31

Seat Depth 18.5

Seat Height 18.5

Arm Height 26

COM Yard Back 1.75

COM Yard Seat 1.25

Cubic Feet 21

Ship Weight 40

OPTIONS –

CAL 133, *per seat* +98

Moisture barrier, *per seat* +85

Wood arm caps –

Polyurethane arm caps +135

Rigid Polyester arm caps +195

Corian® Solid Surface arm caps N/A

MODEL NO.	COM/1	2	3	4	5	6
SV610	USD \$ 1286	1417	1551	1690	1830	1975

SV600-42

DESCRIPTION –

Settee Chair



DIMENSIONS –

Width 45.5

Depth 26.5

Height 35

Seat Width 42

Seat Depth 18.5

Seat Height 18.5

Arm Height 26

COM Yard Back 2.5

COM Yard Seat 1.5

Cubic Feet 25

Ship Weight 52

OPTIONS –

CAL 133, *per seat* +196

Moisture barrier, *per seat* +170


Wood arm caps –

Polyurethane arm caps +135

Rigid Polyester arm caps +195

Corian® Solid Surface arm caps N/A

MODEL NO.	COM/1	2	3	4	5	6
SV600-42	USD \$ 1588	1773	1961	2151	2347	2544



Vista

Wood Seating Collection

Different fabrics may be specified on the seat and on the back. In this case, use the higher grade of the two. No additional upcharge applies.

SV640-21

DESCRIPTION –

Highback Chair
21" seat width



DIMENSIONS –

Width 24.5

Depth 26.5

Height 45.5

Seat Width 21

Seat Depth 18.5

Seat Height 18.5

Arm Height 26

COM Yard Back 1.75

COM Yard Seat 0.75

Cubic Feet 20

Ship Weight 42

OPTIONS –

CAL 133, *per seat* +98

Moisture barrier, *per seat* +85

Wood arm caps –

Polyurethane arm caps +135

Rigid Polyester arm caps +195

Corian® Solid Surface arm caps N/A

Flex-back +225



FLEX-BACK

MODEL NO.	COM/1	2	3	4	5	6
SV640-21	USD \$ 1177	1321	1469	1617	1771	1926

SVFR

DESCRIPTION –

Foot Rest



DIMENSIONS –

Width 19

Depth 15

Height 13

COM Yard 0.75


Cubic Feet 3

Ship Weight 15

OPTIONS –

CAL 133 +45

MODEL NO.	COM/1	2	3	4	5	6
SVFR	USD \$ 514	539	566	594	623	650



Vista

Wood Seating Collection

Different fabrics may be specified on the seat and on the back. In this case, use the higher grade of the two. No additional upcharge applies.

SV650

DESCRIPTION –

Hip Chair




DIMENSIONS –

Width	23.5
Depth	26.5
Height	41
Seat Width	21
Seat Depth	18.5
Seat Height	24.5
Arm Height	32
COM Yard Back	1.25
COM Yard Seat	0.75
Cubic Feet	18
Ship Weight	46

OPTIONS –

CAL 133, <i>per seat</i>	+98
Moisture barrier, <i>per seat</i>	+85
Wood arm caps	–
Polyurethane arm caps	+135
Rigid Polyester arm caps	+195
Corian® Solid Surface arm caps	N/A

MODEL NO.	COM/1	2	3	4	5	6
SV650	USD \$ 1619	1713	1807	1903	2001	2100



Vista

Wood Seating Collection

Different fabrics may be specified on the seat and on the back. In this case, use the higher grade of the two. No additional upcharge applies.

SV620N-21

DESCRIPTION –

Two-seat
21" seat width



DIMENSIONS –

Width 45.5

Depth 26.5

Height 35

Seat Width 21

Seat Depth 18.5

Seat Height 18.5

Arm Height 26

COM Yard Back 2.5

COM Yard Seat 1.5

Cubic Feet 28

Ship Weight 50

OPTIONS –

CAL 133, *per seat* +98

Moisture barrier, *per seat* +85

Wood arm caps –

Polyurethane arm caps +135

Rigid Polyester arm caps +195

Corian® Solid Surface arm caps N/A

MODEL NO.	COM/1	2	3	4	5	6
SV620N-21	USD \$ 1461	1636	1815	1996	2181	2370

SV620N-24

DESCRIPTION –

Two-seat
24" seat width



DIMENSIONS –

Width 51.5

Depth 26.5

Height 35

Seat Width 24

Seat Depth 18.5

Seat Height 18.5

Arm Height 26

COM Yard Back 2.5

COM Yard Seat 1.5

Cubic Feet 28

Ship Weight 50

OPTIONS –

CAL 133, *per seat* +98

Moisture barrier, *per seat* +85


Wood arm caps –

Polyurethane arm caps +135

Rigid Polyester arm caps +195

Corian® Solid Surface arm caps N/A

MODEL NO.	COM/1	2	3	4	5	6
SV620N-24	USD \$ 1550	1735	1922	2113	2308	2506



Vista

Wood Seating Collection

Different fabrics may be specified on the seat and on the back. In this case, use the higher grade of the two. No additional upcharge applies.

SV620F-21

DESCRIPTION –

Two-seat, center arm
21" seat width



DIMENSIONS –

Width 47
Depth 26.5
Height 35
Seat Width 21
Seat Depth 18.5
Seat Height 18.5
Arm Height 26
COM Yard Back 2.5
COM Yard Seat 1.5
Cubic Feet 28
Ship Weight 54

OPTIONS –

CAL 133, *per seat* +98
Moisture barrier, *per seat* +85
Wood arm caps –
Polyurethane arm caps +203
Rigid Polyester arm caps +293
Corian® Solid Surface arm caps N/A

MODEL NO.	COM/1	2	3	4	5	6
SV620F-21	USD \$ 1736	1914	2095	2279	2466	2655

SV620F-24

DESCRIPTION –

Two-seat, center arm
24" seat width




DIMENSIONS –

Width 53
Depth 26.5
Height 35
Seat Width 24
Seat Depth 18.5
Seat Height 18.5
Arm Height 26
COM Yard Back 2.5
COM Yard Seat 1.5
Cubic Feet 28
Ship Weight 54

OPTIONS –

CAL 133, *per seat* +98
Moisture barrier, *per seat* +85
Wood arm caps –
Polyurethane arm caps +203
Rigid Polyester arm caps +293
Corian® Solid Surface arm caps N/A

MODEL NO.	COM/1	2	3	4	5	6
SV620F-24	USD \$ 1819	2009	2203	2400	2600	2804



Vista

Wood Seating Collection

Different fabrics may be specified on the seat and on the back. In this case, use the higher grade of the two. No additional upcharge applies.

SV630N-21

DESCRIPTION –

Three-seat
21" seat width



DIMENSIONS –

Width 67
Depth 26.5
Height 35
Seat Width 21
Seat Depth 18.5
Seat Height 18.5
Arm Height 26
COM Yard Back 3.75
COM Yard Seat 2.25
Cubic Feet 42
Ship Weight 70

OPTIONS –

CAL 133, *per seat* +98
Moisture barrier, *per seat* +85
Wood arm caps –
Polyurethane arm caps +135
Rigid Polyester arm caps +195
Corian® Solid Surface arm caps N/A

MODEL NO.	COM/1	2	3	4	5	6
SV630N-21	USD \$ 2106	2393	2686	2985	3288	3599

SV630N-24

DESCRIPTION –

Three-seat
24" seat width




DIMENSIONS –

Width 76
Depth 26.5
Height 35
Seat Width 24
Seat Depth 18.5
Seat Height 18.5
Arm Height 26
COM Yard Back 3.75
COM Yard Seat 2.25
Cubic Feet 42
Ship Weight 70

OPTIONS –

CAL 133, *per seat* +98
Moisture barrier, *per seat* +85
Wood arm caps –
Polyurethane arm caps +135
Rigid Polyester arm caps +195
Corian® Solid Surface arm caps N/A

MODEL NO.	COM/1	2	3	4	5	6
SV630N-24	USD \$ 2269	2549	2838	3132	3432	3737



Vista

Wood Seating Collection

Different fabrics may be specified on the seat and on the back. In this case, use the higher grade of the two. No additional upcharge applies.

SV630F-21

DESCRIPTION –

Three-seat, center arms
21" seat width



DIMENSIONS –

Width 70
Depth 26.5
Height 35
Seat Width 21
Seat Depth 18.5
Seat Height 18.5
Arm Height 26
COM Yard Back 3.75
COM Yard Seat 2.25
Cubic Feet 42
Ship Weight 80

OPTIONS –

CAL 133, <i>per seat</i>	+98
Moisture barrier, <i>per seat</i>	+85
Wood arm caps	–
Polyurethane arm caps	+270
Rigid Polyester arm caps	+390
Corian® Solid Surface arm caps	N/A

MODEL NO.	COM/1	2	3	4	5	6
SV620F-21	USD \$ 2531	2823	3115	3424	3725	4045

SV630F-24

DESCRIPTION –

Three-seat, center arms
24" seat width




DIMENSIONS –

Width 79
Depth 26.5
Height 35
Seat Width 24
Seat Depth 18.5
Seat Height 18.5
Arm Height 26
COM Yard Back 3.75
COM Yard Seat 2.25
Cubic Feet 42
Ship Weight 80

OPTIONS –

CAL 133, <i>per seat</i>	+98
Moisture barrier, <i>per seat</i>	+85
Wood arm caps	–
Polyurethane arm caps	+270
Rigid Polyester arm caps	+390
Corian® Solid Surface arm caps	N/A

MODEL NO.	COM/1	2	3	4	5	6
SV630F-24	USD \$ 2686	2975	3268	3568	3870	4181



Different fabrics may be specified on the seat and on the back. In this case, use the higher grade of the two. No additional upcharge applies.

SVB-31

DESCRIPTION –

Single Bench
W 34 D 25 H 18



DIMENSIONS –

Seat Width 31
Seat Depth 26
Seat Height 18
COM Yard 1.5
Cubic Feet 10
Ship Weight 34

OPTIONS –

CAL 133 +70

MODEL NO.		COM/1	2	3	4	5	6
SVB-31	USD \$	1123	1199	1277	1356	1438	1517

SVB-42

DESCRIPTION –

Two-seat Bench
W 45 D 25 H 18



DIMENSIONS –

Seat Width 42
Seat Depth 26
Seat Height 18
COM Yard 2
Cubic Feet 14
Ship Weight 42

OPTIONS –

CAL 133 +90

MODEL NO.		COM/1	2	3	4	5	6
SVB-42	USD \$	1217	1314	1416	1517	1620	1727

SVB-63

DESCRIPTION –

Three-seat Bench
W 66 D 25 H 18



DIMENSIONS –

Seat Width 63
Seat Depth 26
Seat Height 18
COM Yard 3
Cubic Feet 20
Ship Weight 60


OPTIONS –

CAL 133 +135

MODEL NO.		COM/1	2	3	4	5	6
SVB-63	USD \$	1643	1790	1939	2091	2246	2402

Vista

Wood Seating Collection



UCT-90R

DESCRIPTION –

Radius Corner Table

Includes two connecting brackets



DIMENSIONS –

Width 28

Depth 28

Cubic Feet 2

Ship Weight 25

AVAILABLE IN 8 LAMINATED FINISHES –

Candlelight (CL), Chocolate (CH),

Grenada (GR), Hardrock Maple (HM),

Havana (HA), Mahogany (MA),

Rustic Cherry (RC), Summer Flame (SF)

MODEL NO.

PRICE

UCT-90R-P	HPL with PVC edge	USD \$	663
UCT-90R-S	Corian® Solid Surface	USD \$	997

UCT-90S

DESCRIPTION –

Square Corner Table

Includes two connecting brackets



DIMENSIONS –

Width 28

Depth 28

Cubic Feet 2

Ship Weight 30

AVAILABLE IN 8 LAMINATED FINISHES –

Candlelight (CL), Chocolate (CH),

Grenada (GR), Hardrock Maple (HM),

Havana (HA), Mahogany (MA),

Rustic Cherry (RC), Summer Flame (SF)

MODEL NO.

PRICE

UCT-90S-P	HPL with PVC edge	USD \$	663
UCT-90S-S	Corian® Solid Surface	USD \$	997

UCT-SP

DESCRIPTION –

Square Spacer Table

Includes two connecting brackets



DIMENSIONS –

Width 22

Depth 22

Cubic Feet 1

Ship Weight 16

AVAILABLE IN 8 LAMINATED FINISHES –

Candlelight (CL), Chocolate (CH),

Grenada (GR), Hardrock Maple (HM),

Havana (HA), Mahogany (MA),

Rustic Cherry (RC), Summer Flame (SF)

MODEL NO.

PRICE

UCT-SP-P	HPL with PVC edge	USD \$	488
UCT-SP-S	Corian® Solid Surface	USD \$	950

Vista

Occasional Table Collection

Different fabrics may be specified on the seat and on the back. In this case, use the higher grade of the two. No additional upcharge applies.

VF-222217

DESCRIPTION –

Square Table



DIMENSIONS –

Width 22

Depth 22

Height 17

Cubic Feet 2

Ship Weight 27

MODEL NO.

PRICE

VF-222217-P HPL with PVC edge	USD \$	639
--------------------------------------	--------	-----

VF-222217-S Corian® Solid Surface	USD \$	1017
--	--------	------

VF-224817

DESCRIPTION –

Rectangular Table



DIMENSIONS –

Width 48

Depth 22

Height 17

Cubic Feet 4

Ship Weight 48

MODEL NO.

PRICE

VF-224817-P HPL with PVC edge	USD \$	946
--------------------------------------	--------	-----

VF-224817-S Corian® Solid Surface	USD \$	1580
--	--------	------

