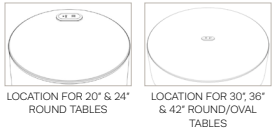


BORA OCCASIONAL TABLE CONSTRUCTION –

- Fully-welded plinth base is constructed of heavy duty formed steel, powdercoated for long life
- Bora is laminated and constructed of hardwood wiggle board shaped around laminated particle board braces in the core
- Foam contains environmentally-friendly bio-based materials, and is California TB117-2013 compliant
- 1/2" solid surface tops with a radiused edge; permanently bonded to the Bora table
- Tamper resistant power/USB receptacles are flush mounted to the side and include a 108" corded plug (useable length varies per table model). Receptacles include one electrical outlet and two USB ports




FEATURES –

- Steel plinth base adds weight and protects table from damage
- Glides are tamper-resistant and non-removable
- All fasteners are concealed

OPTIONS –

- Solid surface top
- Custom metal finishes
- Power/USB (gray)



DRT20D16-U-PL
Drum Table, plinth base



DRT20D20-U-PL
Drum Table, plinth base



DRT24D16-U-PL
Drum Table, plinth base



DRT24D20-U-PL
Drum Table, plinth base



DRT30D16-U-PL
Drum Table, plinth base



DRT30D20-U-PL
Drum Table, plinth base

Width	20	20	24	24	30	30
Height	16	20	16	20	16	20
COM Yard	2	2	2.25	2.25	2.75	2.75
Cubic Feet	4	5	5	7	8	10
Ship Weight	41 lbs	44 lbs	57 lbs	60 lbs	85 lbs	90 lbs



DRT36D16-U-PL
Drum Table, plinth base



DRT36D20-U-PL
Drum Table, plinth base



DRT42D16-U-PL
Drum Table, plinth base



DRT20D16-U
Drum Table



DRT20D20-U
Drum Table



DRT24D16-U
Drum Table

Width	36	36	42	20	20	24
Height	16	20	16	16	20	16
COM Yard	2.75	2.75	3.25	2	2	2.25
Cubic Feet	12	15	16	4	5	5
Ship Weight	115 lbs	118 lbs	150 lbs	19 lbs	23 lbs	26 lbs



DRT24D20-U
Drum Table



DRT30D16-U
Drum Table



DRT30D20-U
Drum Table



DRT36D16-U
Drum Table




DRT36D20-U
Drum Table



DRT42D16-U
Drum Table

Width	24	30	30	36	36	42
Height	20	16	20	16	20	16
COM Yard	2.25	2.75	2.75	2.75	2.75	3.25
Cubic Feet	7	8	10	12	15	16
Ship Weight	30 lbs	35 lbs	41 lbs	43 lbs	47 lbs	55 lbs





DRT20D16-U-PL-S
Drum Table, plinth base

Width	20
Height	16
COM Yard	2
Cubic Feet	4
Ship Weight	41 lbs



DRT20D20-U-PL-S
Drum Table, plinth base

Width	20
Height	20
COM Yard	2
Cubic Feet	5
Ship Weight	44 lbs



DRT24D16-U-PL-S
Drum Table, plinth base

Width	24
Height	16
COM Yard	2.25
Cubic Feet	5
Ship Weight	57 lbs



DRT24D20-U-PL-S
Drum Table, plinth base

Width	24
Height	20
COM Yard	2.25
Cubic Feet	7
Ship Weight	60 lbs



DRT30D16-U-PL-S
Drum Table, plinth base

Width	30
Height	16
COM Yard	2.75
Cubic Feet	8
Ship Weight	85 lbs



DRT30D20-U-PL-S
Drum Table, plinth base

Width	30
Height	20
COM Yard	2.75
Cubic Feet	10
Ship Weight	90 lbs



DRT36D16-U-PL-S
Drum Table, plinth base

Width	36
Height	16
COM Yard	1.75
Cubic Feet	12
Ship Weight	115 lbs



DRT36D20-U-PL-S
Drum Table, plinth base

Width	36
Height	20
COM Yard	1.75
Cubic Feet	15
Ship Weight	118 lbs



DRT42D16-U-PL-S
Drum Table, plinth base

Width	42
Height	16
COM Yard	2
Cubic Feet	16
Ship Weight	150 lbs



DRT20D16-U-S
Drum Table

Width	20
Height	16
COM Yard	2
Cubic Feet	4
Ship Weight	19 lbs



DRT20D20-U-S
Drum Table

Width	20
Height	20
COM Yard	2
Cubic Feet	5
Ship Weight	23 lbs



DRT24D16-U-S
Drum Table

Width	24
Height	16
COM Yard	2.25
Cubic Feet	5
Ship Weight	26 lbs



DRT24D20-U-S
Drum Table

Width	24
Height	20
COM Yard	2.25
Cubic Feet	7
Ship Weight	30 lbs



DRT30D16-U-S
Drum Table

Width	30
Height	16
COM Yard	2.75
Cubic Feet	8
Ship Weight	35 lbs



DRT30D20-U-S
Drum Table

Width	30
Height	20
COM Yard	2.75
Cubic Feet	10
Ship Weight	41 lbs



DRT36D16-U-S
Drum Table

Width	36
Height	16
COM Yard	1.75
Cubic Feet	12
Ship Weight	43 lbs



DRT36D20-U-S
Drum Table

Width	36
Height	20
COM Yard	1.75
Cubic Feet	15
Ship Weight	47 lbs



DRT42D16-U-S
Drum Table

Width	42
Height	16
COM Yard	2
Cubic Feet	16
Ship Weight	55 lbs

